

ORSDA D32

ORSDA D32 Stainless Steel 2L Pet Water Fountain Instruction Manual

1. INTRODUCTION

Thank you for choosing the ORSDA D32 Stainless Steel 2L Pet Water Fountain. This automatic drinking fountain is designed to provide fresh, filtered water for your cats and small to medium-sized dogs, encouraging them to drink more and stay hydrated. Its hygienic stainless steel construction and quiet operation ensure a comfortable and healthy drinking experience for your pets.

2. PACKAGE CONTENTS

Please verify that all components are present in your package:

- Stainless Steel Water Fountain Base (2L capacity)
- Stainless Steel Lid with Spout Assembly
- Submersible Water Pump (1W ultra-quiet)
- Power Adapter with USB Cable
- 6 x Replacement Filters (carbon, resin, cotton)
- 2 x Cleaning Brushes

Perfect Fountain Kit

Extra Accessories Included



4pcs Filters



2 Pump Sponge



2pcs Cleaning Brushes



Image: All components included in the ORSDA D32 Pet Water Fountain package.

3. SETUP INSTRUCTIONS

1. **Prepare the Filter:** Remove one replacement filter from its packaging. Soak the filter in clean water for approximately 5 minutes to remove any loose carbon dust.
2. **Install the Pump:** Place the submersible water pump at the bottom of the stainless steel fountain base. Ensure the four suction cups on the pump align with the designated circles on the base and press down firmly to secure it.
3. **Route the Power Cable:** Thread the pump's power cable through the designated opening on the side of the fountain base. Insert the silicone plug into the opening to create a watertight seal around the cable.
4. **Fill with Water:** Fill the stainless steel fountain base with clean water. Ensure the water level is between the 'Min' and 'Max' indicators marked on the inside of the bowl. The fountain has a 2L capacity.
5. **Assemble the Lid:** Open the filter cartridge located on the underside of the lid. Insert the pre-soaked filter into the cartridge and close it securely. Place the lid onto the fountain base, ensuring the spout assembly aligns with the pump's outlet. Press down gently until the lid is seated properly.

6. **Connect Power:** Connect the USB power cable to the power adapter, then plug the adapter into a standard wall outlet. The fountain will begin operating, and water will flow from the spout.

Simple Structure Easy Maintenance

Only **3** Parts
Easy to install
and clean



BPA-Free
Dishwasher Safe



**Detachable
Pump Cable**



Image: Disassembled view of the fountain, highlighting the pump and detachable cable for easy maintenance.

4. OPERATING INSTRUCTIONS

The ORSDA D32 fountain offers two types of water flow to cater to your pet's preferences:

- **Flowing Stream:** This mode mimics a faucet, which many pets find appealing and encourages increased water intake.
- **Gentle Bubble:** This mode provides a calm, bubbling surface, suitable for timid pets or those who prefer a less dynamic water source.

The fountain operates continuously when plugged in, providing a constant supply of fresh, filtered water. The 1W submersible pump ensures ultra-quiet operation, minimizing any noise that might deter sensitive pets.

Attracts and Encourages to Drink More

Two Types of Spout Design

Flowing Stream



Gentle Bubble




Image: Illustration of the two available water flow modes: flowing stream and gentle bubble.

5. MAINTENANCE

Regular cleaning and filter replacement are crucial for maintaining water quality and extending the life of your fountain.


5.1. Cleaning the Fountain

- **Frequency:** It is recommended to disassemble and clean the entire fountain, including the pump, every 1-2 weeks, depending on the number of pets and frequency of use.
- **Disassembly:** Unplug the fountain. Remove the lid and the pump. The stainless steel bowl and lid are dishwasher safe for convenient cleaning.
- **Pump Cleaning:** Disassemble the pump by removing the cover and impeller. Use the provided cleaning brushes to thoroughly clean the pump components, removing any hair or debris. Rinse all parts with clean water.
- **Reassembly:** Reassemble the pump and place it back into the fountain base. Follow the setup instructions in reverse order to put the fountain back together.


5.2. Filter Replacement

- **Frequency:** Replace the filter every 2-4 weeks, or more frequently if you have multiple pets or notice reduced water flow.
- **Procedure:** Unplug the fountain and remove the lid. Open the filter cartridge, remove the old filter, and discard it. Insert a new pre-soaked filter (as per setup instructions) into the cartridge and close it.


Best Bang for Your Buck!




4pcs filters



2pcs Pump Sponge



2pcs cleaning brushes



We provide 18-months excellent service for your long term safe & comfortable usage.

Image: Detailed view of the four-layer filtration system, including high-density cotton, activated carbon, and ion-exchange resin.

6. TROUBLESHOOTING

- **No Water Flow:**
 - Check if the power adapter is securely plugged into the wall outlet and the pump.
 - Ensure the water level is above the 'Min' mark.
 - Disassemble and clean the pump thoroughly, as hair or debris can block the impeller.
- **Fountain is Noisy:**
 - Check the water level; low water can cause the pump to make noise. Refill to the 'Max' level.
 - Clean the pump and filter. A clogged filter or dirty pump can increase noise.
 - Ensure the pump is securely attached to the bottom of the bowl with its suction cups.
- **Water Tastes or Smells Bad:**
 - Replace the filter.
 - Thoroughly clean all fountain components, including the bowl, lid, and pump.

7. SPECIFICATIONS

Feature	Detail
Model Number	D32
Capacity	2 Liters (67 oz)
Material	304 Stainless Steel
Item Dimensions (LxWxH)	9.8 x 8.5 x 2.8 inches

Item Weight	2.05 pounds
Pump Power	1W
Target Audience	Cats, Small & Medium Dogs
Care Instructions	Hand Washable (bowl and lid are dishwasher safe)



Image: Dimensions of the ORSDA D32 Pet Water Fountain.

8. WARRANTY AND SUPPORT

ORSDA is committed to providing excellent service for your long-term safe and comfortable usage. If you have any questions or encounter issues with your pet water fountain, please do not hesitate to contact ORSDA through Amazon. A satisfactory solution will be provided within 16 hours.