

Medcursor FM04

Medcursor Foot Massager Machine

MODEL: FM04

INTRODUCTION AND OVERVIEW

The Medcursor Foot Massager Machine with Heat (Model FM04) is designed to deliver effective relief for tired muscles and plantar fasciitis, offering deep kneading therapy and multi-level settings for use at home or in the office. This machine is suitable for foot sizes up to 13 inches.

Key features include:

- **Professional-Grade Massage:** Features 3 specially-designed massage heads per side to deeply massage the forefoot, arch, and heel, promoting foot circulation, eliminating physical fatigue, and improving sleep quality.
- **Soothing Heat Function:** Effectively relieves fatigue and muscle tension, alleviates foot soreness, and offers a relaxing massage effect. The heat function can be turned on or off as needed.
- **Multiple Massage Settings:** Customize your massage experience by combining deep kneading, heat, and air pressure functions.
- **Easy to Clean:** Made from high-quality PU material, the exterior can be wiped with a damp cloth. It includes removable zippered foot sleeves that are easy to remove and washable.
- **Ideal Choice:** Features a 15-minute auto-shutoff timer for safety and peace of mind.



Figure 1: Top-down view of the Medcursor Foot Massager Machine FM04, showcasing its sleek design and foot inserts.

SETUP

To set up your Medcursor Foot Massager Machine, follow these simple steps:

1. **Placement:** Place the massager on a flat, stable surface.
2. **Power Connection:** Plug the massager into a compatible electrical outlet.
3. **Comfort:** Sit comfortably in a chair, ensuring your feet can easily reach the foot inserts.
4. **Insert Feet:** Gently slide your feet into the foot inserts. It is recommended to wear socks to maintain hygiene and comfort.

Easy to Store

With its compact design, it perfectly nestles into your space.



Figure 2: A user comfortably seated, demonstrating the proper placement and use of the Medcursor Foot Massager.

OPERATING INSTRUCTIONS

The Medcursor Foot Massager is designed for ease of use with intuitive controls located on the top panel.

Wellness Starts with Taking Care of Your Feet

Get a relaxation after a long arduous day at work



Figure 3: Close-up of the built-in control panel with Power On/Off, Switch Air Pressure Gear, Heating Button On/Off, and Switch Massage Mode buttons.

- **Power On/Off:** Press the power button () to turn the unit on or off.
- **Heat Function:** Press the heat button () to activate or deactivate the soothing heat. The heat will typically be felt within 3-5 minutes.
- **Air Pressure Intensity:** Adjust the air pressure intensity (L/H) to your preference. This controls the compression around your feet.
- **Massage Modes:** Cycle through the three available massage modes (M1, M2, M3) to find your desired massage style. Each mode offers a unique combination of kneading, rolling, and air compression.

The massager features a 15-minute auto-shutoff timer for safety and convenience.

Comprehensive & Easy to Use

Built-in Panel



Power On/Off



Switch Air Pressure Gear



Heating Button On/Off



Switch Massage Mode



Figure 4: Illustration detailing the 3D all-around heat massage, showing how kneading and rolling target the heel, arch, and toe, complemented by air pressure.

Product Videos

Your browser does not support the video tag.

Video 1: A brief overview of the Medcursor Foot Massager, highlighting its features and ease of use.

MAINTENANCE

Proper maintenance ensures the longevity and hygiene of your Medcursor Foot Massager.

- **Exterior Cleaning:** The massager is made from high-quality PU material. Simply wipe the exterior with a damp cloth to clean.
- **Removable Foot Sleeves:** The foot massager comes with removable zippered foot sleeves. These can be easily removed and are washable for convenient hygiene.



Figure 5: Demonstrates the ease of cleaning the massager's exterior and highlights the removable, washable foot covers.

TROUBLESHOOTING

For common issues or specific troubleshooting steps not covered in this manual, please refer to the official user manual (PDF link below) or contact Medcursor customer support for assistance.

SPECIFICATIONS

Attribute	Detail
Brand	Medcursor

Model Number	MDFM400
Product Dimensions	13.98 x 13.36 x 6.5 inches
Item Weight	4 Pounds
Material	Polyurethane
Power Source	Corded Electric
Use For	Feet



WARRANTY AND SUPPORT





For detailed warranty information and customer support, please refer to the official user manual or visit the Medcursor brand store.

- **Official User Manual (PDF):** [Download User Manual](#)
- **Protection Plans:** Extended protection plans are available for purchase. Please check product page for details.
- **Medcursor Brand Store:** [Visit Medcursor Store on Amazon](#)

© 2025 Medcursor. All rights reserved.

Related Documents - FM04

	<p>Medcursor Shiatsu Foot Massager MDFM400 User Manual Deep Kneading & Heat Therapy</p> <p>Comprehensive user manual for the Medcursor Shiatsu Foot Massager (Model MDFM400). Learn about safety, specifications, operation, troubleshooting, and maintenance for this deep kneading and heat therapy device.</p>
	<p>Medcursor Shiatsu Foot Massager NK-FM-100-BLK User Manual</p> <p>User manual for the Medcursor Shiatsu Foot Massager with model number NK-FM-100-BLK. Provides safety precautions, operating instructions, and technical specifications for the foot massager.</p>

	<p>Medcursor Smart Shiatsu Foot Massager User Manual</p> <p>User manual for the Medcursor Smart Shiatsu Foot Massager (Model: MDFM500), covering important safeguards, setup, operation, care, troubleshooting, FCC statement, and warranty information.</p>
	<p>Medcursor Foot Massager User Manual - Model MD-52230</p> <p>Comprehensive user manual for the Medcursor Foot Massager (Model MD-52230). Learn how to operate, maintain, and troubleshoot your device. Includes safety warnings and warranty information.</p>
	<p>MEDCURSOR MDFM400 Shiatsu Foot Massager User Manual: Operation, Safety, and Specifications</p> <p>Comprehensive user manual for the MEDCURSOR MDFM400 Shiatsu Foot Massager. Includes detailed safety instructions, product specifications, operation guide, troubleshooting tips, storage and maintenance advice, and warranty conditions.</p>
	<p>Medcursor Kneading Massager: Operation Manual and Safety Guide</p> <p>User manual for the Medcursor Kneading Massager, providing detailed operation instructions, important safety warnings, product specifications, care guidelines, warranty information, and customer service contact details. Features deep tissue relief, shiatsu nodes, and heat functionality.</p>