

[manuals.plus](#) /

› [MateStar](#) /

› [USB C Charger Block 40W, 2Pack 4-Port Type C Fast Charging Blocks PD USBC Plug Adapter + QC USB Wall Charger Cube Multiport Brick Compatible with iPhone 16 15 14 13 12 11 Pro Max XS, Samsung, Black](#)

MateStar BlackBlue4p10ft_1208

MateStar 40W USB C Charger Block Instruction Manual

Model: BlackBlue4p10ft_1208

1. INTRODUCTION

Thank you for choosing the MateStar 40W USB C Charger Block. This product is designed to provide efficient and fast charging for multiple devices simultaneously. With its compact design and advanced safety features, it is an ideal charging solution for home, office, and travel. This manual provides essential information on how to safely and effectively use your new charger.



Image: Two MateStar 40W USB C Charger Blocks, showcasing their compact form factor and multiple ports.

2. SAFETY INFORMATION

Your MateStar charger block is equipped with a smart chip to ensure safe and reliable operation. It includes multiple protection mechanisms:

- **Overcurrent Protection:** Prevents damage from excessive current.
- **Overvoltage Protection:** Safeguards against voltage surges.
- **Overheating Protection:** Regulates temperature to prevent overheating.
- **Short Circuit Protection:** Protects against electrical shorts.

The charger is constructed from ABS + PC fireproof material for enhanced stability and safety. Always ensure the charger is used in a well-ventilated area and avoid covering it during operation. Do not expose the charger to liquids

or extreme temperatures.



Image: An illustration highlighting the internal smart chip and various safety protections, including over-voltage, over-current, over-temperature, and short circuit protection.

3. PACKAGE CONTENTS

Upon opening your package, you should find the following items:

- 2 x MateStar 40W USB Charger Block (Black)

If any items are missing or damaged, please contact customer support immediately.

4. PRODUCT FEATURES

The MateStar 40W USB C Charger Block offers a range of features designed for optimal charging performance:

- **40W Fast Charging:** Supports Power Delivery (PD) and Quick Charge (QC) functions for rapid charging. The USB-C port delivers up to 20W, and the USB-A port offers 3.1A/5V.
- **4-in-1 Compact Design:** Features dual USB-C ports and dual USB-A ports, allowing simultaneous charging of up to four devices. This design minimizes the need for multiple wall sockets and saves space.
- **Universal Compatibility:** Compatible with a wide range of devices, including iPhones, Samsung Galaxy phones, iPads, tablets, and more.
- **Safe and Reliable:** Built-in smart chip with multi-protection features (overcurrent, overvoltage, overheating, short circuit) and fireproof ABS + PC material.

MateStar

2Pack 4-Port Fast Charger Block

Supports **40W Max** Total Output



USB-CX2



USB-Ax2



Quick Charge



Travel Friendly



Image: A visual representation of the MateStar 4-port charger highlighting its key features: dual USB-C ports, dual USB-A ports, quick charging capability, and travel-friendly design.

PD Fast Charging

Faster than original



Image: A graphic illustrating the speed of PD fast charging, indicating it is 3 times faster than standard charging methods.

5. SETUP

Setting up your MateStar 40W USB C Charger Block is straightforward:

1. Unpack the charger block from its packaging.
2. Insert the charger block into a standard wall outlet (110 Volts input).
3. Connect your device's charging cable to one of the available USB-C or USB-A ports on the charger.
4. Connect the other end of the charging cable to your device.

The charger is designed to be compact and space-saving, reducing clutter from multiple adapters.

4-in-1 Compact Design

4-Port, Compact, Space Saving



Image: A visual comparison demonstrating how the 4-in-1 compact design of the charger reduces cable and adapter clutter compared to using multiple individual chargers.

6. OPERATING INSTRUCTIONS

Once connected, the charger will automatically detect your device and begin charging. The smart chip optimizes power delivery to ensure efficient and safe charging for each connected device.

- For optimal fast charging, use high-quality USB-C to USB-C cables for devices supporting Power Delivery (PD) and appropriate USB-A cables for Quick Charge (QC) compatible devices.
- You can charge up to four devices simultaneously. The charger intelligently distributes power across the ports.
- Disconnect devices once fully charged or when not in use.



Image: A person utilizing the MateStar charger to power multiple electronic devices, including a smartphone, tablet, and e-reader, demonstrating its multi-device charging capability in a practical setting.

7. COMPATIBILITY

The MateStar 40W USB C Charger Block offers broad compatibility with a wide range of electronic devices:

- **Smartphones:** Compatible with iPhone 16/16 Plus/16 Pro/16 Pro Max, iPhone 15/15 Plus/15 Pro/15 Pro Max, iPhone 14/14 Plus/14 Pro/14 Pro Max, iPhone 13/13 Mini/13 Pro/13 Pro Max, iPhone 12/12 Mini/12 Pro/12 Pro Max, iPhone 11/11 Pro/11 Pro Max, iPhone XS Max/XS/XR/X/8/8 Plus/7/7 Plus/6/6S/SE. Also compatible with Samsung Galaxy S24/S23/S22/S21/S20/Note 10/Note 20/S10/S9/S8, Google Pixel series, LG, Huawei, Xiaomi, OPPO, Vivo, and more.
- **Tablets:** Compatible with iPad Pro/mini, iPad Air/Mini, Samsung Galaxy Tab S8/S7/S6/Tab A8/A7, Amazon Fire HD, and other tablets.
- **Other Devices:** Nintendo Switch, Echo/Alexa devices, AirPods, Smart Buds, iWatch Series, and other USB-powered devices.

Wide Compatibility

For Phones



iPhone Series



Samsung Galaxy Series



Google / LG



HuaWei/XiaoMi/OPPO/Vivo

For Tablets



iPad Pro / iPad



iPad Air / Mini



Galaxy Tab S8/S7/S6
Tab A8/A7



Amazon Fire HD 8/7
Kindle



For Others



Nintendo Switch



Echo / Alexa



AirPods
Smart Buds



iWatch Series

Image: A comprehensive compatibility chart displaying various phone models (iPhone, Samsung Galaxy, Google/LG, Huawei/Xiaomi/OPPO/Vivo), tablets (iPad Pro/iPad, iPad Air/Mini, Galaxy Tab, Amazon Fire HD/Kindle), and other devices (Nintendo Switch, Echo/Alexa, AirPods, iWatch Series) that are compatible with the charger.

8. SPECIFICATIONS

Feature	Detail
Model Number	BlackBlue4p10ft_1208
Total Power Output	40W (Max)
USB-C Port Output	20W (Max)
USB-A Port Output	3.1A/5V

Feature	Detail
Input Voltage	110 Volts
Connectivity Technology	USB
Connector Type	USB Type C, USB Type A
Special Features	Lightweight Design, Fast Charging
Dimensions	3.58 x 2.09 x 1.14 inches
Item Weight	0.212 ounces
Material	ABS + PC fireproof material

9. MAINTENANCE

To ensure the longevity and optimal performance of your MateStar charger block, follow these maintenance guidelines:

- **Cleaning:** Disconnect the charger from the power outlet before cleaning. Use a soft, dry cloth to wipe the surface. Do not use liquid cleaners or abrasive materials.
- **Storage:** Store the charger in a cool, dry place away from direct sunlight and moisture when not in use.
- **Handling:** Avoid dropping or subjecting the charger to strong impacts. Do not attempt to disassemble or modify the charger.
- **Cable Care:** Ensure charging cables are not bent sharply or tangled, as this can damage the cables and affect charging performance.

10. TROUBLESHOOTING

If you encounter any issues with your MateStar charger block, please refer to the following common troubleshooting steps:

- **Device Not Charging:**
 - Ensure the charger is securely plugged into a working wall outlet.
 - Check if the charging cable is properly connected to both the charger and your device.
 - Try using a different charging cable to rule out a faulty cable.
 - Test the charger with a different device to confirm the charger's functionality.
- **Slow Charging:**
 - Verify that your device and cable support fast charging (PD or QC) and are connected to the appropriate port (USB-C for PD, USB-A for QC).

- Ensure no background applications on your device are consuming excessive power.
 - Charging multiple devices simultaneously may distribute the total 40W output, potentially reducing individual port speeds.
- **Charger Overheating:**
 - Disconnect the charger and allow it to cool down.
 - Ensure the charger is in a well-ventilated area and not covered.
 - If overheating persists, discontinue use and contact customer support.

If these steps do not resolve your issue, please contact customer support for further assistance.

11. WARRANTY AND SUPPORT



MateStar provides a **24-month guarantee** for your USB C Charger Block. This warranty covers manufacturing defects and ensures your product performs as expected under normal use.





For any questions, concerns, or warranty claims, please contact MateStar customer support. We are committed to resolving your problems within 24 hours.

You can visit the official MateStar store for more information and support: [MateStar Store](#)

© 2025 MateStar. All rights reserved.

Related Documents - BlackBlue4p10ft_1208

	<p>MateStar MAT-17C Air Cooler Instruction Manual</p> <p>This manual provides instructions for the MateStar MAT-17C Air Cooler, including parts introduction, control panel functions, remote control operation, technical specifications, usage guidelines, cleaning and maintenance procedures, and important safety information.</p>
	<p>MateStar Stand DC Air Circulator with LED Lighting MAT-DC18R Instruction Manual</p> <p>Instruction manual for the MateStar Stand DC Air Circulator with LED Lighting, model MAT-DC18R. Provides assembly, operating, and maintenance instructions, along with safety precautions.</p>

	<p>MateStar PLM-315 Food Processor Instruction Manual</p> <p>Comprehensive instruction manual for the MateStar PLM-315 Food Processor, covering safety, operation, assembly of attachments, cleaning, and troubleshooting. Learn how to use your MateStar Platinum food processor effectively.</p>
	<p>MateStar MAT-5577D2 Air Fryer User's Guide</p> <p>User's guide for the MateStar MAT-5577D2 Air Fryer, detailing its features, operation, safety precautions, cleaning, troubleshooting, and comprehensive cooking charts for various foods.</p>
	<p>MateStar MAT-FLY Insect Repellent Fan - Instruction Manual & Usage Guide</p> <p>Get detailed instructions and safety information for the MateStar MAT-FLY Insect Repellent Fan. Learn about its features, operation, and proper disposal. Powered by USB or battery for effective, chemical-free pest control.</p>
	<p>MateStar RC018K Electric Rice Cooker User Instruction Manual</p> <p>Comprehensive user instruction manual for the MateStar RC018K Electric Rice Cooker, covering parts identification, important safeguards, operating instructions, cooking rice, steaming food, soups and stews, maintenance, and technical data.</p>