

Manuals+

[Q & A](#) | [Deep Search](#) | [Upload](#)

[manuals.plus](#) /

› [Donner](#) /

› [Donner Multi Effects Pedal Multi-Pad100, 5 Effects 7 Amp Modes 40 Drum Rhythms with Tuner Function, Reverb Delay Chorus Flanger Tremolo, Drum Machine for Electric Guitar and Bass](#)

Donner Multi-Pad100

Donner Multi Effects Pedal Multi-Pad100 Instruction Manual

Model: Multi-Pad100 | Brand: Donner



Image: The Donner Multi-Pad100 multi-effects pedal, showcasing its compact, gamepad-like design and various control knobs.

INTRODUCTION

The Donner Multi-Pad100 is a versatile multi-effects pedal designed for electric guitar and bass. It integrates a wide range of features into a compact, portable unit, making it ideal for practice, jamming, or live performance. This manual provides detailed instructions on setting up, operating, and maintaining your Multi-Pad100 to ensure optimal performance and longevity.



Image: The Multi-Pad100 pedal positioned on the body of an electric guitar, highlighting its compact size and integration with the instrument.

FEATURES

- **Multi-effects Pedal:** Features 5 effect modules including delay, reverb, chorus, flanger, and tremolo. Separate knobs allow for combining effects to create unique sounds.

5 Effect Modules

including delay, reverb, chorus, flanger and tremolo.



MOD



DELAY



REVERB

Image: A visual representation of the 5 effect modules, including Modulation, Delay, and Reverb, with corresponding control knobs on the pedal.

- **7 Amplifier Models:** Includes 7 amplifier models based on world-renowned amplifiers, providing flexible and dynamic tones.

7 Amplifier Models With CAB SIM Switch




Image: A diagram illustrating the 7 amplifier models available, such as Fender Tweed Deluxe, VOX AC30, and Marshall JCM800, and how they correspond to the AMP knob settings.

- **40 Selected Drum Rhythms:** Built-in drum machine with 40 selected drum rhythms and a metronome function.

40 Selected Drum Rhythms

POP / ROCK / FUNK / METAL / BLUE / FUSION / METRO



Image: A close-up of the pedal's VALUE/DRUM knob and digital display, indicating the selection of one of the 40 drum rhythms.

- **Versatility Guitar Effects:** Offers 10 factory presets and allows editing and saving of 10 additional user patches.
- **Portable Design:** Features an AUX jack for accompaniment, a headphone jack for output, and supports battery or DC 9V power supply for practice anytime, anywhere.
- **Fashionable Retro Design:** The unique gamepad-like shape is based on retro classic elements, providing an enjoyable and fun interface.

Fashionable Retro Design

MULTI-PAD100 guitar pedal features a fashionable design based on retro classic elements.

The adorable shape and straight forward interface give you joy and fun.



01.Game handle



02.Game handle



03.Game handle

Image: The Multi-Pad100 pedal showcasing its distinctive retro gamepad design, emphasizing its unique aesthetic.

SETUP

Powering the Device

The Multi-Pad100 can be powered by either a 9V DC power adapter (included) or batteries. Ensure the correct polarity when inserting batteries or connecting the power adapter.

Connecting Your Instrument and Audio Output

1. Connect your electric guitar or bass to the 'INPUT' jack on the pedal.
2. For silent practice, connect headphones to the 'PHONES' jack.
3. To connect to an amplifier or mixer, use the 'OUTPUT' jack.
4. For playing along with backing tracks, connect your audio source (e.g., smartphone, MP3 player) to the 'AUX IN' jack.

OPERATING INSTRUCTIONS

Controlling Effects

The Multi-Pad100 features dedicated knobs for various effects. Each effect knob controls three different variations of its effect type, with the intensity or characteristic of the effect changing as you rotate the knob. For example, the Reverb knob allows you to transition from no reverb to Room, Hall, and Plate reverb types, increasing decay and mix as you turn it clockwise.

Selecting Amplifier Models

Rotate the 'AMP' knob to select from 7 different amplifier models. Each model provides a distinct tonal characteristic, from clean to various levels of distortion and bass amplification.

Using the Drum Machine and Tuner

- To activate the drum machine, press the 'PLAY/STOP' button. Use the 'VALUE/DRUM' knob to scroll through the 40 available drum rhythms.
- To enable the built-in tuner, hold the 'TAP/TUNER' button for 2 seconds. The three LEDs under the knobs will indicate pitch accuracy: yellow for flat, green for in tune, and yellow for sharp.

Hold TAP/TUNER Button 2Seconds to Enable the Tuner

These three LEDs under the knobs indicate the pitch accuracy



pitch.

Patch Management

- **Select a Patch:** Rotate the 'VALUE/DRUM' knob to scroll through the available patches (10 factory presets and 10 user patches).
- **Edit Patch:** You can directly edit the current effect parameters in any mode. After changing parameters, a dot at the bottom middle of the LCD screen lights up, indicating the patch has been edited.
- **Save Patch:** Press the 'SAVE/EXIT' button once. The LCD screen will display a patch position and flash. Rotate 'VALUE/DRUM' to select a desired patch position. Press either 'SAVE/EXIT' or 'VALUE/DRUM' to confirm saving. Hold 'SAVE/EXIT' to cancel saving.

MAINTENANCE

To ensure the longevity and optimal performance of your Donner Multi-Pad100, keep it clean and free from dust. Use a soft, dry cloth for cleaning. Avoid exposing the device to extreme temperatures, humidity, or direct sunlight. When not in use for extended periods, remove batteries to prevent leakage.

TROUBLESHOOTING

No Sound Output

- Check all cable connections (instrument input, output to amp/headphones).
- Ensure the power adapter is securely connected or that batteries have sufficient charge.
- Verify that the volume knobs on the pedal and your amplifier/headphones are turned up.

Unexpected Noise/Distortion

- Ensure you are using the correct power adapter (9V DC, center negative).
- Check for faulty cables or connections.
- Adjust gain and volume settings on the pedal and your amplifier.

SPECIFICATIONS






Feature	Value
Item Weight	13.2 ounces (375 Grams)
Product Dimensions	5.91"L x 2.48"W x 1.3"H

Color	White
Power Source	Battery Powered (9 Volts) / DC 9V Adapter
Hardware Interface	Micro USB 2.0 Type A
Signal Format	Analog

WARRANTY & SUPPORT

For warranty information, technical support, or any inquiries regarding your Donner Multi-Pad100, please refer to the official Donner website or contact their customer service directly. Keep your purchase receipt as proof of purchase for warranty claims.

Related Documents - Multi-Pad100

	Donner HUSH-I PRO Guitar User Manual Comprehensive user manual for the Donner HUSH-I PRO guitar, detailing setup, operation, effects, and specifications. Learn how to assemble the stand, adjust the neck, replace strings, and utilize the built-in multi-function effects.
	Donner Arena2000 Amp Modeling / Multi-effects Processor User Manual Comprehensive user manual for the Donner Arena2000 guitar multi-effects processor, detailing its features, operation, connections, presets, looper, drum machine, tuner, and software. Learn about FVACM technology, effect blocks, footswitch modes, and system settings.
	Donner Mod Square 7-Mode Modulation Effects Pedal The Donner Mod Square is a versatile 7-mode modulation effects pedal for guitarists, offering a range of classic and unique modulation sounds including Chorus A, Chorus B, Phaser, Tremolo, Rotary, Vibrato, and Flanger. It features true bypass, a digital circuit design, and a durable metal footswitch with an LED status indicator. Key controls include E.LEVEL for effect level, DEPTH for modulation intensity, and RATE for speed.
	Donner PocketX EC7031 User Manual: Guitar Bass Multi-Effects Processor Guide Discover the Donner PocketX EC7031, a portable guitar and bass multi-effects processor. This user manual covers its 80 presets, 6 effect modules, controls, connectivity, and software for musicians.
	Donner Island Stereo Delay & Looper Pedal (EC1331) User Manual User manual for the Donner Island Stereo Delay & Looper Guitar Pedal (Model EC1331), detailing its six distinct delay modes, looper functions, controls, specifications, and operation.



[Donner Pocket GO User Manual](#)

Comprehensive user manual for the Donner Pocket GO, a portable and multifunctional guitar and bass effector. Explore its 21 editable presets, 6 effect modules, software control, Bluetooth connectivity, and audio interface capabilities.