



Manuals.plus /

› Power Your Fun /

› Power Your Fun Fun Forts Glow Fort Building Kit (Model 850011239285) Instruction Manual

Power Your Fun 850011239285

Power Your Fun Fun Forts Glow Fort Building Kit Instruction Manual

Brand: Power Your Fun

Model: Fun Forts Glow (850011239285)

1. INTRODUCTION

The Power Your Fun Fun Forts Glow Fort Building Kit provides an engaging and creative experience for children aged 4 and up. This kit allows for the construction of various structures, including play tents, tunnels, and forts, using connecting rods and spheres. A unique feature of this kit is its glow-in-the-dark components, adding an extra element of fun to playtime.

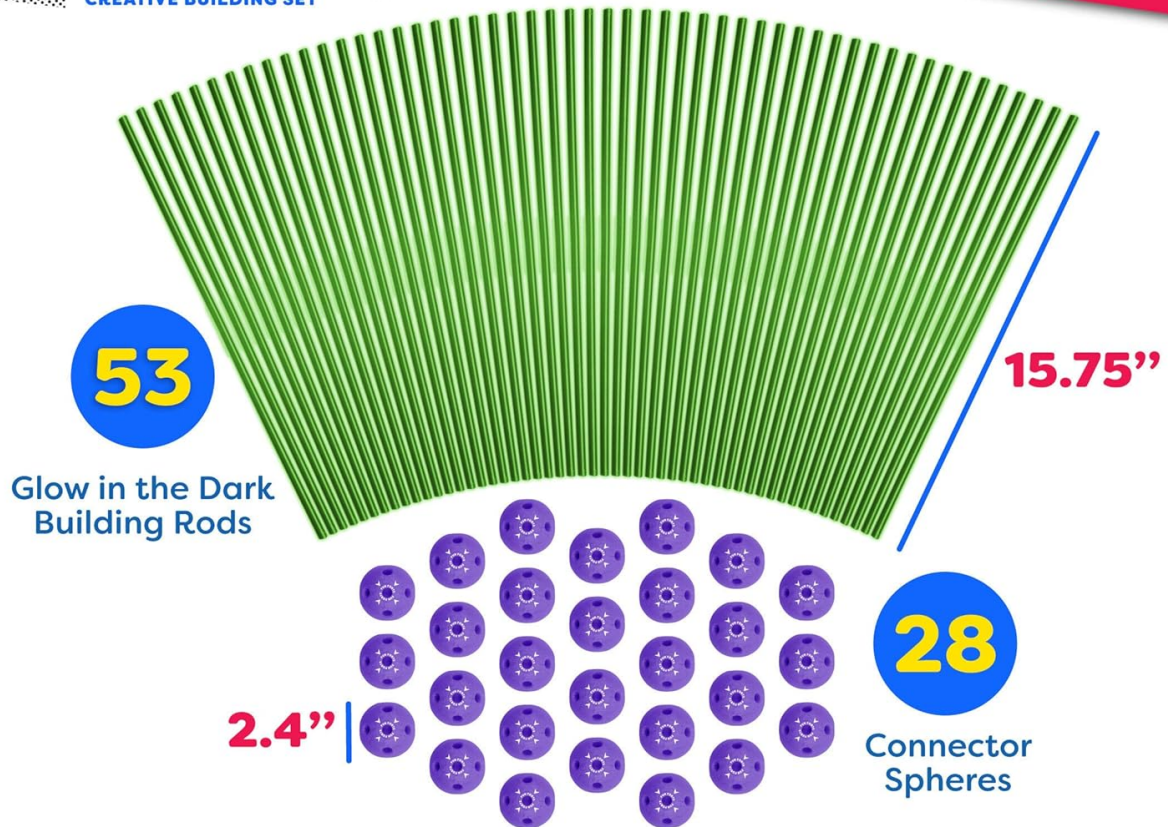
This manual provides essential information on the kit's components, assembly, usage, maintenance, and safety guidelines to ensure a positive and safe building experience.

2. KIT COMPONENTS

Your Fun Forts Glow kit includes the following:

- **53 Glow-in-the-Dark Connecting Rods:** Each rod measures approximately 15.75 inches (40 cm).
- **28 Multilink Spheres:** Each sphere measures approximately 2.4 inches (6 cm) in diameter and features multiple connection points.

Kids Fort Building Set with 81 Pieces



53

Glow in the Dark Building Rods

15.75"

28

Connector Spheres

2.4"

Figure 1: All 81 pieces included in the Fun Forts Glow kit, consisting of 53 rods and 28 spheres.

3. SETUP AND ASSEMBLY

Follow these steps to assemble your Fun Forts Glow structure:

- 1. Connect Rods to Spheres:** Insert the end of a connecting rod into any hole on a multilink sphere. Twist the rod gently to ensure a secure fit. The connections are designed to be firm to maintain structural integrity.
- 2. Build Your Base:** Start by creating a stable base for your fort. Use rods and spheres to form squares or other desired shapes on the ground.
- 3. Extend Upwards:** Add vertical rods to the base spheres, then connect more spheres to the top of these rods to build the next level of your structure.
- 4. Create Angles:** The spheres allow for connections at various angles (e.g., 45-degree and 90-degree increments), enabling diverse designs such as roofs, domes, or tunnels. Refer to the included building guide for design ideas and specific angle instructions.
- 5. Expand and Customize:** Continue adding rods and spheres to expand your fort to the desired size and shape. Multiple kits can be combined for larger, more intricate constructions.


Fun and Easy to Assemble



1
Insert and twist each stick into the connector hole to start.



2
Keep etched ring facing up to start building.



3
Insert the rods to create angles in increments of 45°.



4
If angles aren't matching up with your structure, simply rotate the ball to find the correct angle.

Figure 2: Step-by-step guide for connecting rods and spheres, illustrating various angle possibilities.

Build in Multiple Sizes

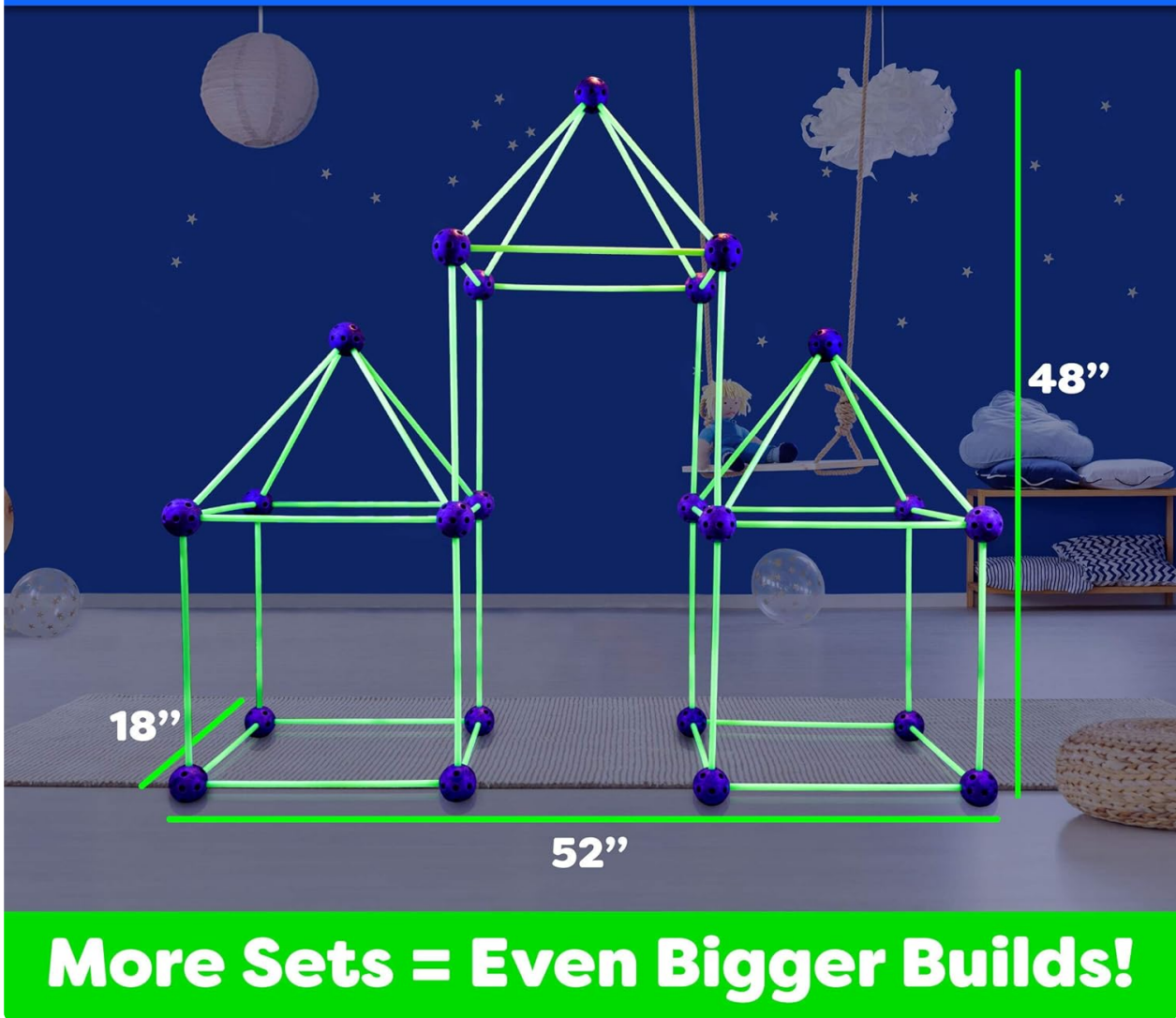


Figure 3: Example of a fort built in multiple sizes, highlighting the versatility of the kit.

Assembly Demonstration Video

Your browser does not support the video tag.

Video 1: A demonstration showcasing various fun ways to play and build with the Fun Forts Glow kit, illustrating the assembly process and creative possibilities.

4. OPERATING INSTRUCTIONS

Once your fort structure is complete, you can enhance the play experience:

- **Create a Play Tent:** Drape lightweight blankets, sheets, or fabric over the assembled frame to create walls and a roof for your play tent. Ensure the fabric is light enough not to compromise the structure's stability.
- **Activate Glow-in-the-Dark Feature:** For the glow-in-the-dark effect, expose the rods and spheres to a light source (natural sunlight or artificial light) for a period of time. The longer the exposure, the brighter and longer the glow will last in a dark environment.
- **Indoor and Outdoor Play:** The kit is suitable for both indoor and outdoor use. When playing outdoors, ensure

the structure is on a flat, stable surface and is not exposed to strong winds or extreme weather conditions.

**MASTER
BASIC
ENGINEERING
SKILLS**

Glow in the Dark Building Kit for Kids

**GLOWS IN THE
DARK!**

FunForts Glow
CREATIVE BUILDING SET

STEM

Figure 4: Children enjoying a fort built with glow-in-the-dark components.

5. MAINTENANCE

- **Cleaning:** Wipe down rods and spheres with a damp cloth and mild soap if necessary. Avoid harsh chemicals or abrasive cleaners.
- **Storage:** When not in use, disassemble the fort by gently twisting and pulling the rods from the spheres. Store all components in a dry place, preferably in their original packaging or a designated storage container, to prevent loss and damage.

6. TROUBLESHOOTING

- **Rods are difficult to insert/remove:** A firm connection is necessary for stability. Apply steady pressure when inserting and a gentle twist and pull when removing. The connections may become slightly easier with repeated use.
- **Fort structure is unstable:** Ensure all rods are fully inserted into the spheres. For larger structures, consider reinforcing the base or adding more support rods. Avoid draping heavy blankets or materials that could cause the frame to sag or collapse. Lightweight sheets are recommended.
- **Glow-in-the-dark feature is weak:** Ensure the rods and spheres have been exposed to sufficient light for an adequate period before attempting to view them in the dark. Direct sunlight or strong artificial light provides the best charge.

7. SAFETY INFORMATION

- **Adult Supervision:** Toys should always be used under adult supervision.
- **Age Recommendation:** This product is recommended for children aged 4 years and up.
- **Material Safety:** The fort kit is made with kid-safe, BPA-free plastic.
- **Avoid Climbing:** Do not allow children to climb on or hang from the assembled fort structure, as this may cause it to collapse and result in injury.
- **Choking Hazard:** Keep small parts away from young children who may put objects in their mouths.

8. SPECIFICATIONS

- **Product Dimensions:** 15.69 x 12.8 x 3.54 inches (packaged)
- **Item Weight:** 4.54 pounds
- **Item Model Number:** 850011239285
- **Manufacturer Recommended Age:** 4 years and up
- **Manufacturer:** Power Your Fun

9. WARRANTY AND SUPPORT

For any questions, concerns, or support regarding your Fun Forts Glow Fort Building Kit, please contact Power Your Fun customer service. Specific warranty details may vary; please refer to the product packaging or the manufacturer's official website for the most current information.