

## VoMii L (Men 8-12/Women 10-15)

# VoMii Memory Foam Insoles: User Manual

## 1. PRODUCT OVERVIEW

---

The VoMii Memory Foam Insoles are designed to provide superior comfort and support for individuals experiencing foot and leg fatigue, lower back pain, flat feet, plantar fasciitis, and other common foot problems. These insoles feature a high arch support and shock-absorbing properties to enhance your daily comfort and activity.

### Key Features:

- **High Arch Support:** U-shape heel cup structure with neutral arch support stabilizes and supports the foot, providing cushioning impact for flat feet.
- **Shock Absorption:** Gel pad under the heel absorbs shock and reduces stress, minimizing muscle fatigue in feet and legs.
- **Premium Materials:** Made from high-quality, durable medical-grade velvet for sweat absorption and moisture removal, and soft PU material for enhanced shock absorption and bounce.
- **Breathable Design:** Fabric and ventilation holes ensure all-day cool and comfort.

### Product Benefits:

- Relieves pressure from the feet.
- Reduces stress and pain associated with heel spurs and plantar fasciitis.
- Suitable for running, cross-training, climbing, basketball, and casual use.
- Provides a comfortable, cloud-like walking experience.



Figure 1: VoMii insole demonstrating quick rebound from memory foam.

## 2. COMPONENTS AND MATERIALS

---

VoMii insoles are constructed with carefully selected materials to ensure durability, comfort, and effective support.

- **Velvet Top Layer:** High-quality, medical-grade velvet absorbs sweat and removes moisture, keeping feet fresh and dry.
- **PU Material Base:** Safe, environment-friendly PU material provides reinforced shock absorption and better bounce.
- **Gel Pad:** Strategically placed under the heel to absorb impact and reduce stress.
- **Ventilation Holes:** Integrated into the design for enhanced breathability and comfort.

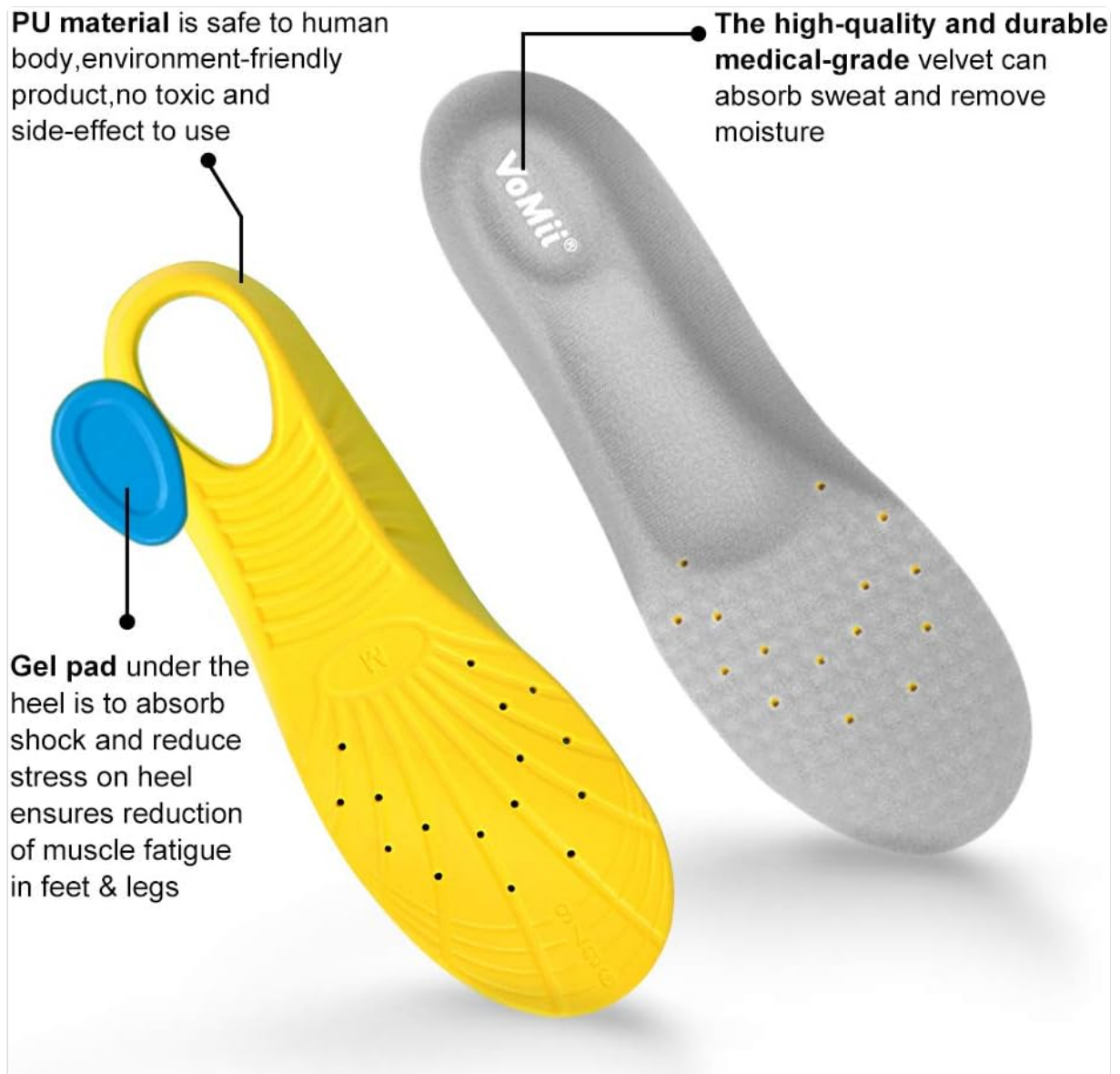


Figure 2: Detailed view of insole materials and construction.

### 3. INSTALLATION AND SIZING

---

VoMii insoles are designed to be easily trimmed for a custom fit in your shoes.

#### Trimming Instructions:

1. Remove the original insoles from your shoes, if applicable.
2. Place your original insole on top of the VoMii insole.
3. Align the heel of both insoles.
4. Using your original insole as a guide, carefully trace the outline onto the VoMii insole. Alternatively, use the pre-marked cut lines on the back of the VoMii insole that match your shoe size.
5. Carefully cut along the traced line or the appropriate pre-marked line with sharp scissors.
6. Insert the trimmed VoMii insole into your shoe.



Figure 3: Trimming the insole for a custom fit.

### **Sizing Guide:**

VoMii insoles are available in various sizes. Refer to the table below and the markings on the insole for guidance.

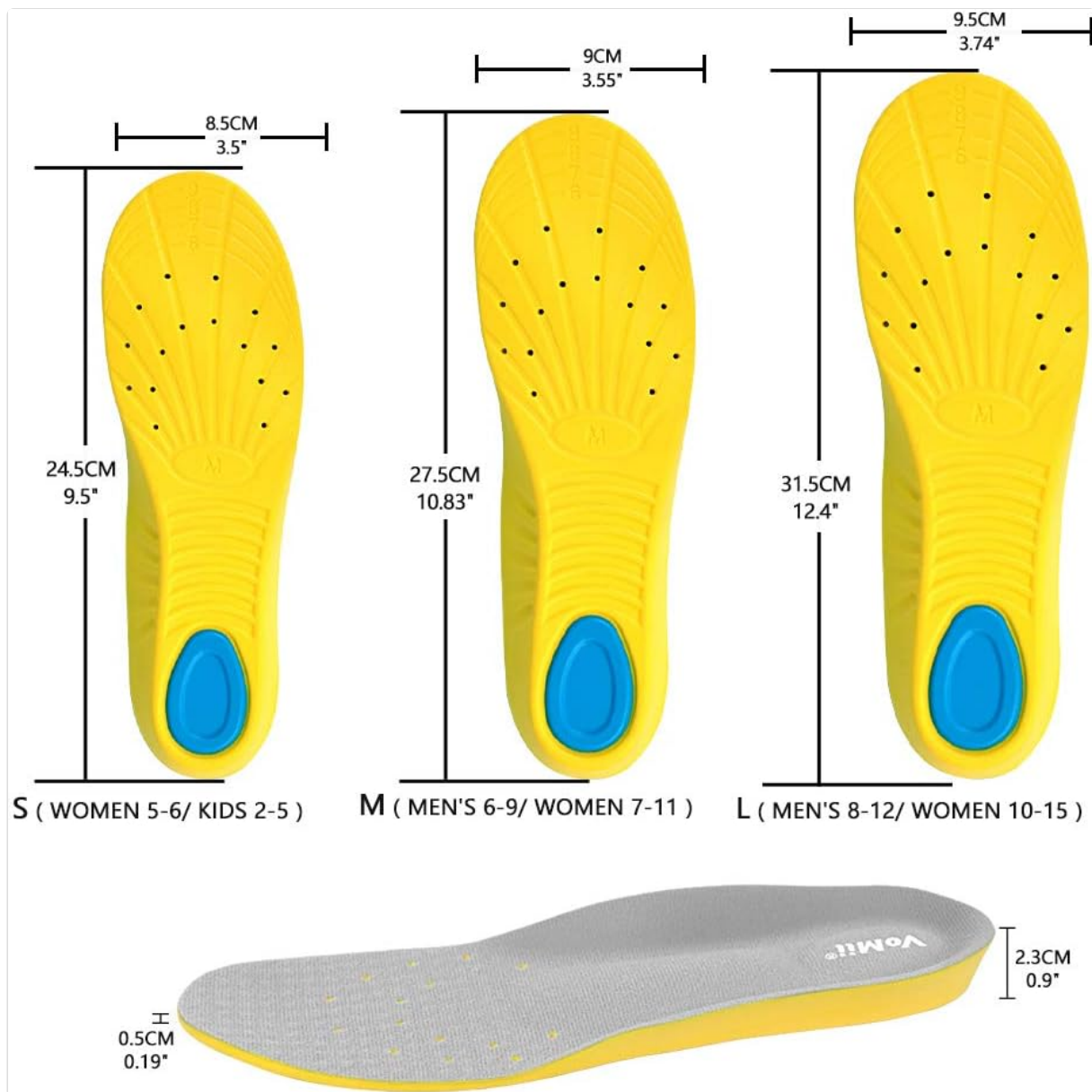


Figure 4: VoMii Insole Sizing Chart.

#### VoMii Insole Size Chart

Size	Length (cm/inch)	Width (cm/inch)	Shoe Size (US)
S	24.5 cm / 9.5"	8.5 cm / 3.5"	Women 5-6 / Kids 2-5
M	27.5 cm / 10.83"	9 cm / 3.55"	Men 6-9 / Women 7-11
L	31.5 cm / 12.4"	9.5 cm / 3.74"	Men 8-12 / Women 10-15

## 4. USAGE GUIDELINES

Once properly installed, your VoMii insoles are ready to provide enhanced comfort and support for various activities.

- Ensure the insoles are fully inserted and lie flat within your shoes.
- Wear them during daily activities, sports, or any time you need extra foot support and cushioning.
- Allow a short adjustment period if you are new to arch support insoles.



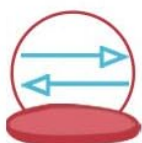
Helpful for health



Comfortable



Breathable



Non-slip



Antibacterial

# ENJOY SPORTS



Figure 5: VoMii insoles are suitable for various sports and daily activities.

## 5. CARE AND MAINTENANCE

---

To prolong the life and effectiveness of your VoMii insoles, follow these care instructions:

- **Cleaning:** Hand wash with mild soap and cold water. Do not machine wash or tumble dry.
- **Drying:** Air dry completely before reinserting into shoes. Avoid direct sunlight or high heat.
- **Replacement:** Insoles should be replaced regularly for optimal foot health and continued support. The frequency depends on usage and wear.

## 6. TROUBLESHOOTING

---

If you encounter any issues with your VoMii insoles, consider the following:

- **Shoes feel too tight:** If your shoes become too tight after inserting the insoles, remove the original insoles from your shoes.
- **Insoles feel uncomfortable:** Allow a few days for your feet to adjust to the new arch support. If discomfort persists, ensure the insoles are correctly sized and trimmed.
- **Insoles move inside shoes:** Ensure the insoles are properly trimmed to fit the shoe's interior snugly.

## 7. PRODUCT SPECIFICATIONS

---

Feature	Detail
Product Dimensions	11.02 x 3.54 x 0.39 inches
Item Weight	4.16 ounces
Manufacturer	VoMii
Product Benefits	Heel Spur, Plantar Fasciitis, High Arch, Foot Pain, Flat Feet
Target Use Body Part	Feet
Insole Type	Comfort Insole
Arch Type	High Arch
Corrective Support	True
Unit Count	1.00 Count (2 insoles)
Material Type	Velvet, PU, Gel
Color	Gray

## 8. WARRANTY AND SUPPORT

---

VoMii is committed to customer satisfaction.

- **Warranty:** This product comes with a 1-year guarantee.
- **Customer Support:** If you are not satisfied with your insoles or have any questions, please contact VoMii customer service with your order ID. We are dedicated to providing a reasonable and acceptable solution.