

Brydge BRY7012

Brydge 12.3 Pro Bluetooth Keyboard with Trackpad for Microsoft Surface Pro (Black)

Model: BRY7012

INTRODUCTION

This manual provides detailed instructions for the setup, operation, maintenance, and troubleshooting of your Brydge 12.3 Pro Bluetooth Keyboard with Trackpad, designed specifically for Microsoft Surface Pro devices. Please read this manual thoroughly to ensure optimal performance and longevity of your product.

PACKAGE CONTENTS

- Brydge 12.3 Pro Bluetooth Keyboard with Trackpad
- USB-C Charging Cable
- Quick Start Guide (not included in this digital manual)

PRODUCT OVERVIEW

The Brydge 12.3 Pro transforms your Microsoft Surface Pro into a highly functional laptop, offering a full keyboard experience with a precision trackpad. Its robust design and integrated hinge system provide stability and versatility.



This image displays the Brydge 12.3 Pro Bluetooth Keyboard connected to a Microsoft Surface Pro, presenting a laptop-like configuration. The keyboard features a full QWERTY layout and an integrated trackpad.



A top-down perspective of the Brydge 12.3 Pro Bluetooth Keyboard, showing the full key layout, function keys, and the precision trackpad. The Microsoft Surface Pro screen is visible above the keyboard.



This image shows the Brydge 12.3 Pro Bluetooth Keyboard separated from the Microsoft Surface Pro tablet, highlighting the unique hinge design that secures the tablet.

SETUP

Charging the Keyboard

Before initial use, fully charge your Brydge keyboard. Connect the supplied USB-C charging cable to the charging port on the keyboard and the other end to a USB power adapter (not included) or a computer's USB port. The charging indicator light will show the charging status.

Attaching the Surface Pro

To attach your Microsoft Surface Pro to the Brydge keyboard:

1. Ensure your Surface Pro is clean and free of debris.
2. Gently slide the sides of your Surface Pro into the silicone-lined clips of the Brydge keyboard's hinges.
3. Apply even pressure until the tablet is securely seated. The clips are designed to hold the tablet firmly without scratching.



A side view illustrating the Brydge 12.3 Pro Bluetooth Keyboard with the Microsoft Surface Pro securely attached, demonstrating the compact and integrated profile when closed.

Bluetooth Pairing

To pair your Brydge keyboard with your Microsoft Surface Pro:

1. Turn on the Brydge keyboard by pressing the power button (often combined with the Delete key or Fn key). A status light will illuminate.
2. Press and hold the Bluetooth key (usually indicated by a Bluetooth symbol) for 3 seconds until the Bluetooth indicator light begins to flash, indicating pairing mode.
3. On your Microsoft Surface Pro, go to **Settings > Devices > Bluetooth & other devices**
4. Ensure Bluetooth is turned **On**.
5. Click **Add Bluetooth or other device**, then select **Bluetooth**.
6. Select 'Brydge 12.3 Pro' from the list of available devices.
7. Follow any on-screen prompts to complete the pairing process. The Bluetooth indicator light on the keyboard will turn solid when successfully paired.

OPERATING INSTRUCTIONS

Keyboard Functions

The Brydge 12.3 Pro keyboard features a standard QWERTY layout with additional function keys for quick access to common commands. These include media controls, screen brightness, and keyboard backlight adjustments. Refer to the keycap legends for specific functions.

Trackpad Usage

The integrated precision trackpad supports multi-touch gestures for enhanced navigation. Common gestures include:

- **Single Tap:** Left-click.
- **Two-Finger Tap:** Right-click.
- **Two-Finger Scroll:** Scroll up or down, or left and right.
- **Pinch to Zoom:** Zoom in or out.

For a complete list of supported gestures, refer to your Microsoft Surface Pro's operating system settings.

MAINTENANCE

Cleaning

To clean your Brydge keyboard:

- Disconnect the keyboard from your Surface Pro and power it off.
- Use a soft, lint-free cloth slightly dampened with water or a mild, non-abrasive cleaning solution to wipe down the keys and trackpad.
- Avoid getting moisture into any openings.
- For stubborn dirt between keys, use compressed air.

Storage

When not in use for extended periods, ensure the keyboard is fully charged and stored in a cool, dry place. Avoid extreme temperatures and direct sunlight.

TROUBLESHOOTING

Keyboard Not Connecting

- **Check Battery:** Ensure the keyboard has sufficient charge. Connect it to a power source.
- **Re-pair Bluetooth:** Go to your Surface Pro's Bluetooth settings, remove the Brydge keyboard, and then re-pair it following the instructions in the 'Bluetooth Pairing' section.
- **Restart Devices:** Restart both your Surface Pro and the Brydge keyboard.
- **Interference:** Move away from other devices that might cause Bluetooth interference.

Trackpad Not Responding

- **Check Settings:** Ensure the trackpad is enabled in your Surface Pro's settings (Settings > Devices > Touchpad).
- **Clean Trackpad:** Ensure the trackpad surface is clean and free of obstructions.
- **Re-pair:** If the issue persists, try re-pairing the keyboard as described above.

Charging Issues

- **Verify Cable and Adapter:** Ensure you are using the provided USB-C cable and a functional power adapter. Try a different cable or adapter if available.
- **Check Port:** Ensure the charging port on the keyboard is clean and free of debris.







SPECIFICATIONS

- **Product Dimensions:** 11.5 x 7.92 x 0.28 inches
- **Item Weight:** 10.6 ounces
- **Manufacturer:** Brydge
- **Item Model Number:** BRY7012
- **Batteries:** 1 Lithium Polymer battery (included)
- **Connectivity Technology:** Bluetooth
- **Color:** Black
- **Power Source:** Battery Powered

WARRANTY AND SUPPORT

Brydge products are designed for quality and durability. For information regarding warranty coverage, please refer to the warranty card included with your product or visit the official Brydge website. For technical support, troubleshooting assistance, or to inquire about replacement parts, please contact Brydge customer service through their official support channels.

For further assistance, please visit the official Brydge support website or contact customer service.

	<p>Brydge 12.3 Pro+ User Manual: Connecting and Using Your Keyboard</p> <p>Comprehensive user manual for the Brydge 12.3 Pro+ keyboard and touchpad. Learn how to insert, remove, power on, pair via Bluetooth, charge, and use touchpad gestures and keyboard shortcuts. Includes warranty and compliance information.</p>
	<p>Brydge 10.5 Go+ User Manual: Setup, Features, and Warranty</p> <p>Comprehensive user manual for the Brydge 10.5 Go+ keyboard, covering setup, pairing, power management, touchpad gestures, keyboard shortcuts, and warranty information.</p>
	<p>Brydge iTrack User Manual</p> <p>User manual for the Brydge iTrack trackpad, covering power, pairing, charging, firmware updates, settings, and trackpad gestures. Includes safety and compliance information.</p>
	<p>Brydge 12.9 Pro+ Keyboard for iPad User Manual and Guide</p> <p>Brydge 12.9 Pro+ User Manual: Setup, pairing, trackpad gestures, keyboard shortcuts, and warranty for iPad Pro. Learn how to use your Brydge keyboard effectively.</p>
	<p>Brydge 11.0 MAX+ User Manual: Setup, Gestures, and Warranty</p> <p>Comprehensive user manual for the Brydge 11.0 MAX+ keyboard with trackpad. Learn how to power on, pair, update firmware, use trackpad gestures, keyboard shortcuts, and understand the warranty information.</p>
	<p>Brydge 10.5 Go+ User Manual</p> <p>User manual for the Brydge 10.5 Go+ keyboard, detailing insertion, power, pairing, charging, sleep/wake functions, touchpad gestures, and keyboard shortcuts. Includes warranty information.</p>

[\[pdf\]](#) Guide

Product Guide Press Kits Brydge News 2021 August prowly s3 eu west 1 amazonaws 8262 assets

335687 original 7d664498b502bb31bb78c34f3d5c0430 |||

2021 PRODUCT GUIDE 140 COUNTRIES 6,000 RETAIL DOORS 750,000

KEYBOARDS SOLD We believe in a s ... lity of a tablet. Compatibility: SKUs/UPCs:

Colors: Surface Pro 4,5,6,7,7 BRY7011 / 787790155249 **BRY7012** / 787790155348

Brydge 12.3 Pro Microsoft Type Cover Material Aluminum Connectivity BL...

lang:en **score:39** filesize: 3.92 M page_count: 18 document date: 0000-00-00



[Brydge 2021 Product Guide: Keyboards, Docks, and Accessories](#)

Explore the Brydge 2021 Product Guide featuring wireless keyboards, vertical docks, and docking stations for iPad, Surface, and MacBook devices. Enhance your productivity with high-quality, well-designed accessories.

lang:en **score:34** filesize: 3.49 M page_count: 17 document date: 0000-00-00

