

MageGee MK-Star

MageGee MK-Star Mechanical Gaming Keyboard User Manual

Model: MK-Star

1. INTRODUCTION

The MageGee MK-Star Mechanical Gaming Keyboard is designed for an enhanced typing and gaming experience. Featuring durable blue mechanical switches, this compact 87-key wired keyboard provides crisp tactile feedback and a satisfying click sound. It comes with customizable ice blue LED backlighting, offering various static and dynamic effects to suit your preference.

This keyboard is built with a robust metal panel and a splash-proof design, ensuring longevity and resilience. Its ergonomic design and adjustable kickstand feet provide comfortable typing angles for extended use.



Figure 1.1: MageGee MK-Star Mechanical Gaming Keyboard in white with ice blue backlighting.

2. PACKAGE CONTENTS

- MageGee MK-Star Mechanical Gaming Keyboard
- User Manual (this document)

3. SETUP

Setting up your MageGee MK-Star keyboard is a straightforward process. The keyboard uses a standard USB 2.0 connector for plug-and-play functionality, requiring no additional drivers or software installation.

1. Locate an available USB port on your computer (desktop PC, laptop, etc.).
2. Insert the USB connector of the keyboard firmly into the USB port.
3. The keyboard will be automatically recognized by your operating system (Windows 2000/XP/ME/Vista/7/8, Linux, Mac).
4. The ice blue LED backlight will illuminate, indicating the keyboard is powered on and ready for use.



Figure 3.1: The MageGee MK-Star keyboard seamlessly integrated into a computer workstation, ready for use.

Your browser does not support the video tag.

Video 3.1: An official overview of the MageGee MK-Star Mechanical Gaming Keyboard, demonstrating its features and appearance.

4. OPERATING INSTRUCTIONS

4.1 Basic Operation

The MageGee MK-Star keyboard functions as a standard 87-key mechanical keyboard. All keys are anti-ghosting, meaning multiple key presses will register simultaneously without conflict, which is beneficial for fast-paced gaming and typing.

The mechanical blue switches provide a distinct click sound and tactile bump, confirming each keystroke. This feedback is ideal for users who prefer a responsive and audible typing experience.



Figure 4.1: Close-up view highlighting the ergonomic curved keycap design for comfortable typing.

4.2 Backlight Control

The keyboard features 21 different ice blue LED backlight modes. You can easily switch between modes and adjust brightness and speed using the Function (Fn) key in combination with other keys.

- **Changing Backlight Modes:** Press **Fn + Ins / Home / PgUp / Del / End / PgDn / ScrLK** to cycle through different lighting effects.

- **Adjusting Brightness:** Press **Fn + ↑** (Up Arrow) to increase brightness. Press **Fn + ↓** (Down Arrow) to decrease brightness.
- **Adjusting Speed:** Press **Fn + -** to decrease the speed of dynamic lighting effects. Press **Fn + =** to increase the speed of dynamic lighting effects.
- **Changing Light Effect Color:** Press **Fn + Left Arrow** or **Fn + Right Arrow** to change the light effect color (if applicable for the selected mode).



Figure 4.2: A visual guide to the keyboard shortcuts for adjusting lighting effects, brightness, and speed.

5. MAINTENANCE AND CARE

To ensure the longevity and optimal performance of your MageGee MK-Star keyboard, follow these maintenance guidelines:

- **Cleaning:** Use a soft, lint-free cloth slightly dampened with water or a mild cleaning solution to wipe down the keycaps and chassis. Avoid excessive moisture. For dust and debris between keys, use compressed air.

- **Spill Resistance:** The keyboard features a splash-proof design. In case of accidental spills, immediately unplug the keyboard, wipe off any liquid, and allow it to air dry completely before reconnecting. Do not submerge the keyboard in water.
- **Storage:** When not in use for extended periods, store the keyboard in a clean, dry environment away from direct sunlight and extreme temperatures.
- **Handling:** Avoid dropping the keyboard or subjecting it to strong impacts, as this can damage the internal components or mechanical switches.

6. TROUBLESHOOTING

If you encounter any issues with your MageGee MK-Star keyboard, refer to the following common problems and their solutions:

Problem	Possible Cause	Solution
Keyboard not responding / No input	Loose USB connection, faulty USB port, driver issue.	Ensure the USB cable is securely plugged into the computer. Try a different USB port. Restart your computer.
Backlight not working or flickering	Backlight turned off, low brightness setting, power issue.	Press Fn + ↑ to increase brightness. Cycle through backlight modes using Fn + Ins/Home/PgUp/Del/End/PgDn/ScrLK . Ensure the keyboard is receiving sufficient power from the USB port.
Keys not registering / Double typing	Debris under keycap, switch malfunction.	Use compressed air to clean around the affected key. If the issue persists, contact customer support.
Keyboard is too loud	Characteristic of blue mechanical switches.	Blue switches are designed to be clicky and audible. This is normal operation. Consider using headphones if noise is a concern for others.

7. SPECIFICATIONS

Feature	Detail
Model	MK-Star
Brand	MageGee
Switch Type	Mechanical Blue Switch
Number of Keys	87 Keys
Connectivity	Wired USB 2.0
Backlight Color	Ice Blue LED (Single Color)
Dimensions (L x W x H)	13.9 x 5.1 x 1.4 inches (355 x 128 x 35.6 mm)
Item Weight	2.25 pounds (approx. 890g)
Compatibility	Windows (2000, XP, ME, Vista, 7, 8), Linux, Mac

Feature	Detail
Special Features	Anti-ghosting (all 87 keys), Adjustable Typing Angle, Splash-proof Design, Durable Metal Panel









Figure 7.1: Detailed dimensions and net weight of the MageGee MK-Star keyboard.

8. WARRANTY AND SUPPORT

MageGee products are manufactured to high quality standards. For information regarding warranty coverage, technical support, or any product-related inquiries, please refer to the contact information provided on the product packaging or the official MageGee website. Please retain your proof of purchase for warranty claims.

For further assistance, you may also visit the [MageGee Store on Amazon](#).

Related Documents - MK-Star

	<p>MageGee MK-MINI PLUS Mechanical Keyboard User Guide and FCC Statement</p> <p>Comprehensive user guide for the MageGee MK-MINI PLUS Mechanical Keyboard, covering features, specifications, product quality assurance, and FCC compliance information. Includes instructions for wired and Bluetooth modes, key functions, and troubleshooting.</p>
	<p>MageGee SKY87 Mechanical Keyboard User Guide and Warranty</p> <p>Comprehensive user guide for the MageGee SKY87 Mechanical Keyboard, detailing its features, multi-function keys, lighting effects, and warranty information. Includes product specifications and troubleshooting tips.</p>
	<p>MAGEGEE MK-STAR75 Mechanical Keyboard User Guide</p> <p>This user guide provides comprehensive details for the MAGEGEE MK-STAR75 Mechanical Keyboard, covering its features like N-key rollover, ergonomic design, and cool lighting, along with multimedia and combination key functions. Specifications and after-sale service information are also included.</p>
	<p>MageGee MK-BOX Mechanical Keyboard User Guide</p> <p>A comprehensive user guide for the MageGee MK-BOX Mechanical Keyboard, detailing its features, specifications, and combination key instructions. Includes information on magnetic switches, hot-swappable capabilities, RGB lighting, and driver usage.</p>
	<p>MageGee MK-STAR 61 Mechanical Keyboard User Guide</p> <p>Comprehensive user guide for the MageGee MK-STAR 61 mechanical keyboard, covering warranty information, customer details, keyboard features, function key operations, product instructions, specifications, and important precautions.</p>
	<p>MageGee K1 Keyboard and Mouse User Manual</p> <p>Comprehensive user manual for the MageGee K1 keyboard and mouse, detailing features, specifications, multimedia key functions, combination key instructions, and warranty information.</p>