

## Manuals+

[Q & A](#) | [Deep Search](#) | [Upload](#)

manuals.plus /

- › [Marantz](#) /
- › [Marantz SR7015 AV Receiver User Manual](#)

## Marantz SR7015/U1B

# Marantz SR7015 AV Receiver User Manual

Model: SR7015/U1B

Brand: Marantz

## INTRODUCTION

The Marantz SR7015 is a high-performance 9.2 Channel AV Receiver designed to deliver an exceptional home cinema and audio experience. It features advanced technologies for immersive surround sound, 8K HDMI upscaling, and versatile connectivity options for both entertainment and smart home integration. This manual provides essential information for setting up, operating, and maintaining your SR7015 receiver.



*Front view of the Marantz SR7015 AV Receiver, showcasing its elegant design and central display.*

## GETTING STARTED

### What's in the Box

- Marantz SR7015 Receiver
- Literature (User Manual, Safety Instructions)

- AM/FM Antenna
- Calibration Microphone and Stand

## Physical Setup and Connections

Before connecting your components, ensure the receiver is placed on a stable, well-ventilated surface. Refer to the rear panel for proper connection of speakers, HDMI devices, and other audio/video sources.



Detailed view of the rear panel connections on the Marantz SR7015, including HDMI, speaker terminals, and audio inputs.

## Speaker Connections

The SR7015 supports up to a 9.2 channel configuration. Connect your speakers to the corresponding terminals on the rear panel. Ensure correct polarity (+ to + and - to -) for optimal sound performance.



Close-up image showing the clearly labeled 9-channel speaker terminals on the Marantz SR7015.

## HDMI Connections

Connect your video sources (Blu-ray player, game console, streaming device) to the HDMI input ports. The SR7015 features one dedicated 8K HDMI input and supports 8K/60Hz and 4K/120Hz pass-through. Connect your TV to one of the HDMI output ports (eARC/ARC compatible for simplified audio return).



*Detail of the 8K HDMI input port, highlighting the advanced connectivity of the SR7015.*

## Initial Power On and Setup Assistant

Upon first power-on, the SR7015 will guide you through an intuitive Setup Assistant on your TV screen. This assistant helps with speaker connection verification, network setup, and Audyssey MultEQ XT32 calibration.

### Audyssey MultEQ XT32 Calibration

Use the included calibration microphone and stand to perform the Audyssey MultEQ XT32 room correction. This process measures your room's acoustics and optimizes the sound settings for your specific speaker setup, ensuring the best possible audio performance.

## OPERATING YOUR MARANTZ SR7015

### Basic Operation

- **Power On/Off:** Press the power button on the front panel or remote control.
- **Input Selection:** Use the INPUT SELECTOR knob on the front panel or the dedicated input buttons on the remote to switch between connected sources (e.g., Blu-ray, Game, TV Audio).
- **Volume Control:** Adjust the VOLUME knob on the front panel or the Volume Up/Down buttons on the remote.

### Audio and Video Features

#### Immersive Surround Sound

The SR7015 supports a wide range of immersive audio formats for a truly cinematic experience:

- **Dolby Atmos & Dolby Atmos Height Virtualization:** Creates a three-dimensional soundscape, including overhead effects.
- **DTS:X & DTS Virtual:X:** Delivers multi-dimensional audio, adapting to your speaker layout.
- **IMAX Enhanced:** Provides a premium audio and video experience for IMAX Enhanced content.
- **Auro-3D:** Offers a unique immersive sound experience with height and overhead channels.



*Visual representation of the 3D sound technologies supported by the Marantz SR7015.*

## 8K HDMI Connectivity and Advanced Video Technologies

Experience stunning visuals with the SR7015's advanced HDMI capabilities:

- **8K/60Hz and 4K/120Hz Pass-through:** Supports the latest video resolutions and refresh rates for smooth, detailed images.
- **HDR Support:** Compatible with HDR10, HDR10+, Dynamic HDR, and HLG for enhanced contrast and color.
- **Gaming Features:** Supports Quick Media Switching (QMS), Variable Refresh Rate (VRR), and Auto Low Latency Mode (ALLM) for a lag-free gaming experience.



*The Marantz SR7015 integrated into an 8K Ultra HD home entertainment setup.*

## Dual Speaker Preset Memory

The SR7015 allows you to store two distinct Audyssey settings. This feature is useful for optimizing sound for different content types (e.g., movies vs. music) or listening preferences, allowing you to switch between them easily.



*The Marantz SR7015 display, emphasizing its commitment to musical sound quality.*

## Network and Smart Features

### Music Streaming

Stream your favorite music wirelessly through the SR7015:

- **HEOS Built-in:** Access popular music services like Spotify, TuneIn, Deezer, Tidal, and Amazon Music. HEOS also enables multi-room audio.
- **AirPlay 2:** Stream audio directly from your Apple devices.
- **Bluetooth:** Connect any Bluetooth-enabled device for direct audio playback.

### Voice Control Compatibility

Control your SR7015 using voice commands with compatible smart assistants:

- **Amazon Alexa:** Enable the HEOS Home Entertainment skill to control playback, volume, and input switching.
- **Google Assistant:** Integrate with your Google Home ecosystem.
- **Apple Siri:** Use Siri via AirPlay 2 for basic controls.
- **Josh.ai:** For advanced smart home integration.

## MAINTENANCE

To ensure the longevity and optimal performance of your Marantz SR7015, follow these general maintenance guidelines:

- **Cleaning:** Use a soft, dry cloth to wipe the exterior. Avoid abrasive cleaners or solvents.
- **Ventilation:** Ensure adequate airflow around the unit. Do not block ventilation openings.
- **Power:** Disconnect the power cord from the wall outlet if the unit will not be used for an extended period.

## TROUBLESHOOTING

This section addresses common issues you might encounter with your SR7015. For more detailed troubleshooting, refer to the full user manual or Marantz support.

- **No Sound:** Check speaker connections, input selection, and volume level. Ensure the correct audio output is selected on your source device.
- **No Picture/Video Issues:** Verify HDMI cable connections. Ensure the correct HDMI input is selected. If experiencing 4K/8K video issues, try a different HDMI port or cable, and ensure your source device and TV are compatible with the selected resolution and refresh rate.
- **Network Connectivity Problems:** Check your Wi-Fi or Ethernet connection. Restart your router and the receiver. Ensure the HEOS app is updated.

- **Zone Control Issues:** If secondary zones disable after sleep, ensure settings are configured to maintain zone status or manually reactivate them as needed.
- **Remote Control Not Working:** Check batteries. Ensure no obstructions between the remote and the receiver's IR sensor.

SPECIFICATIONS



Feature	Specification
Product Dimensions	16.54 x 17.32 x 7.48 inches
Item Weight	30.9 pounds
Item Model Number	SR7015/U1B
Connectivity Technology	HDMI
Controller Type	Amazon Alexa
Total HDMI Ports	10 (8 In, 2 Out)
Audio Encoding	Stereo
Audio Output Mode	Stereo, Surround
Surround Sound Channel Configuration	9.2 Channel
First Available Date	July 13, 2020

WARRANTY AND SUPPORT



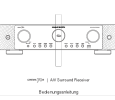

For warranty information and technical support, please refer to the warranty card included with your product or visit the official Marantz website. You can also contact Marantz customer service for assistance with setup, troubleshooting, or service inquiries.

Online Resources: [www.marantz.com](http://www.marantz.com)


Related Documents - SR7015/U1B

	<p><a href="#">Marantz SR8015 AV Surround Receiver Owner's Manual</a></p> <p>Comprehensive owner's manual for the Marantz SR8015 AV Surround Receiver, detailing setup, features, playback options, and troubleshooting.</p>
	<p><a href="#">Marantz SR7015 AV Surround Receiver Quick Start Guide</a></p> <p>A step-by-step guide to setting up your Marantz SR7015 AV Surround Receiver, covering initial setup, connections, network configuration, and mobile app integration.</p>



	<p><a href="#">Marantz CINEMA 30 AV Surround Amplifier Quick Start Guide</a></p> <p>A quick start guide for the Marantz CINEMA 30 AV Surround Amplifier, covering initial setup, connections, and app integration.</p>
	<p><a href="#">Marantz CINEMA 30 : Guide de démarrage rapide</a></p> <p>Guide de démarrage rapide pour l'amplificateur AV Marantz CINEMA 30. Apprenez à connecter et configurer votre appareil pour une expérience audio et vidéo optimale.</p>
	<p><a href="#">Marantz CINEMA 70s A/V Surround Receiver Bedienungsanleitung</a></p> <p>Bedienungsanleitung für den Marantz CINEMA 70s A/V Surround Receiver. Enthält Informationen zu Anschlüssen, Wiedergabe, Einstellungen, Tipps und Fehlerbehebung.</p>
	<p><a href="#">Marantz SR6015 AV Surround Amplifier Quick Start Guide</a></p> <p>A quick start guide for setting up the Marantz SR6015 AV Surround Amplifier, including connecting the receiver, setting up Wi-Fi, and downloading mobile apps.</p>

## Documents - Marantz – SR7015/U1B




### [\[pdf\]](#) Confidentiality Request Letter

MZ20 065 20 Jul SR7015 bulletin qualifi au s3 amazonaws Marantz Bulletins |||

CONFIDENTIAL Service Information D M Holdings, Inc. REF. NO: MZ20-065

DATE: 20, July 2020 This is Information. 1. MODEL: **SR7015/U1B**, SR7015/N1B, SR7015/N1SG, SR7015/K1B 2. SUBJECT: Notification of change of oscillator circuit due to change of manufacturer of the crystal oscillator 3. SYMPTOM: ...


lang: en score: 23 filesize: 2.01 M page\_count: 7 document date: 2020-07-22



[pdf] Confidentiality Request Letter

MZ21 031 29 Oct 20 HDMI2 1 connectivity bulletin qualifi au s3 amazonaws Marantz AV7706 Bulletins |||  
CONFIDENTIAL Service Information D M Holdings, Inc. REF. NO:MZ21-031 DATE:  
29, October 2020 Co ... 5015/N1SG, SR5015/K1B SR5015DAB/N1B,  
SR5015DAB/N1SG SR6015/U1B, SR6015/N1B, SR6015/N1SG, SR6015/K1B  
**SR7015/U1B**, SR7015/N1B, SR7015/N1SG, SR7015/K1B AV7706/U1B,  
AV7706/N1B SR8015/U1B, SR8015/N1B, SR801...

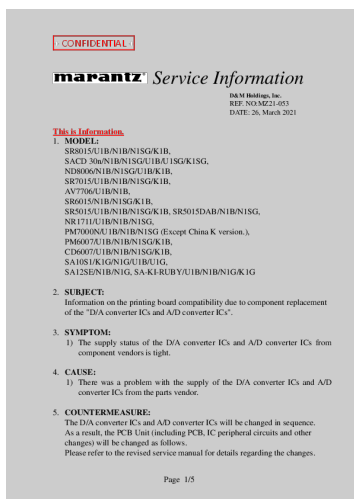
lang:en score:22 filesize: 319.33 K page\_count: 4 document date: 2020-10-29



[pdf] Confidentiality Request Letter

2 MZ21 021 Firmware fixes 13 DTS X pro bulletin qualifi au s3 amazonaws Marantz SR6014 Bulletins |||  
CONFIDENTIAL Service Information D M Holdings, Inc. REF. NO:MZ21-021 DATE:  
11, November 2020 Cou ... N1B/N1SG/K1B NR1711/U1B/N1B/N1SG  
SR5015/U1B/N1B/N1SG/K1B SR5015DAB/N1B/N1SG SR6015/U1B/N1B/N1SG/K1B  
**SR7015/U1B/N1B/N1SG/K1B** AV7706/U1B/N1B SR8015/U1B/N1B/N1SG/K1B Page  
1/11 2. SUBJECT: Modification ...

lang:en score:22 filesize: 92.56 K page\_count: 11 document date: 2020-11-09



[pdf] Confidentiality Request Letter

MZ21 053 26 Mar 21 AVR HiFi Replacement of Converter bulletin qualifi au s3 amazonaws Marantz  
SR6015 Tech Notes |||  
CONFIDENTIAL Service Information D M Holdings, Inc. REF. NO:MZ21-053 DATE:  
26, March 2021 This is Information. 1. MODEL: SR8015/U1B/N1B/N1SG/K1B, SACD  
30n/N1B/N1SG/U1B/U1SG/K1SG, ND8006/N1B/N1SG/U1B/K1B,  
**SR7015/U1B/N1B/N1SG/K1B**, AV7706/U1B/N1B, SR6015/N1B/N1SG/K1B,  
SR5015/U1B/N1B/N1SG/K1B, SR501...

lang:en score:21 filesize: 48.41 K page\_count: 5 document date: 2021-03-26





[\[pdf\]](#) Confidentiality Request Letter

SR7015 ENG SM V01 bulletin qualifi au s3 amazonaws Marantz Service Manual |||

Before Servicing This Unit Electrical AV Surround Receiver SR7015 Service Manual

Ver. 1 Click her ... nth The last 01 12 2digit of year Cumulative serial number SKU

Code of this Unit Product SKU **SR7015/U1B** SR7015/N1B SR7015/N1SG

SR7015/K1B SKU Code MBCP MBCQ MBCS MBCR Mechanical Repair Infor...

lang:en score:16 filesize: 28.91 M page\_count: 211 document date: 2020-05-28