



Manuals.plus /

› Loraffe /

› Loraffe 4-in-1 Ultrasonic Rodent Repellent (Model ZN-666C) Instruction Manual

## Loraffe ZN-666C

# Loraffe 4-in-1 Ultrasonic Rodent Repellent (Model ZN-666C) Instruction Manual

Brand: Loraffe | Model: ZN-666C

## INTRODUCTION

---

This manual provides detailed instructions for the safe and effective use of your Loraffe 4-in-1 Ultrasonic Rodent Repellent, Model ZN-666C. This device is designed to deter rodents using a combination of ultrasonic frequencies, impulse waves, predator sounds, and LED strobe lights, creating an uncomfortable environment for pests in indoor spaces.



Figure 1: Loraaffe 4-in-1 Ultrasonic Rodent Repellent, Model ZN-666C.

## SAFETY INFORMATION

**Important:** The flashing lights emitted by this device may potentially trigger seizures for individuals and pets with photosensitive epilepsy. Exercise caution when operating the device in modes that utilize flashing lights, especially in areas accessible to sensitive individuals or animals.

## PRODUCT OVERVIEW

The Loraaffe 4-in-1 Rodent Repellent integrates multiple deterrent technologies into a compact, plug-in unit. Understanding its components is key to effective operation.

# SMALL & COMPACT DESIGN



Figure 2: Front and back view of the repellent device with labeled components.

- **LED Strobe Lights:** 12 high-intensity lights arranged in 3 groups on a triangular plate, designed to disorient rodents.
- **Impulse Transducer:** Emits impulse waves to further deter pests.
- **Audio Speaker (Predator Sounds):** Produces sounds mimicking natural predators of rodents.
- **Ultrasound Speaker:** Generates high-frequency ultrasonic waves, inaudible to humans but disturbing to rodents.
- **ULTRA Mode Indicator Light (Red):** Indicates when the device is operating in ULTRA mode.
- **DUO Mode Indicator Light (Green):** Indicates when the device is operating in DUO mode.
- **Ambient Light Sensor:** Automatically activates LED strobe lights from dusk to dawn.
- **LED On/Off Button:** Controls the LED strobe light function.
- **Power Port (AC 100-240V Input):** Connection point for the power adapter.
- **Sound Mode Switch:** Allows selection between different operating modes (TEST, ULTRA, DUO, TRIO).
- **Volume Adjuster (Predator Sounds):** Controls the audible volume of predator sounds.

## SETUP AND INSTALLATION

---

The Loraffe 4-in-1 Rodent Repellent is designed for easy plug-and-play operation in indoor environments.

1. **Placement:** Select a firm, flat surface or corner for the device. Ensure the area is clear of obstacles that could block the ultrasonic waves or strobe lights. Ideal locations include homes, kitchens, garages, basements, attics, warehouses, barns, and RVs.
2. **Power Connection:** Connect the provided power adapter to the Power Port on the back of the device. Plug the adapter into a standard 110-220V AC wall outlet.
3. **Initial Power-On:** Once plugged in, the device will typically enter a default operating mode. Observe the indicator lights for confirmation.



Figure 3: Example placement of the device in an attic for optimal coverage.

For best results, avoid placing the device behind large furniture, curtains, or other objects that can absorb or block ultrasonic waves. Multiple units may be required for larger areas or spaces with many obstructions.

## OPERATING MODES

---

The device offers four distinct operating modes and adjustable LED strobe lights to customize deterrence based on your environment.

- **TEST Mode:** (Selected via Sound Mode Switch) Produces a loud, high-pitched sound audible to humans,

confirming the ultrasonic function is working. Use briefly for testing only.

- **ULTRA Mode:** (Indicated by Red Light) Emits high-frequency ultrasonic waves and impulse waves, inaudible to most humans.
- **DUO Mode:** (Indicated by Green Light) Combines ultrasonic waves, impulse waves, and predator sounds. The predator sounds are audible and can be adjusted using the Volume Adjuster.
- **TRIO Mode:** (Indicated by both Red and Green Lights) Utilizes all three deterrents: ultrasonic waves, impulse waves, and predator sounds, along with LED strobe lights.

**LED Strobe Lights:** The 12 high-intensity LED strobe lights can be activated or deactivated using the LED On/Off Button. The built-in ambient light sensor will automatically turn the strobe lights on at dusk and off at dawn when activated.

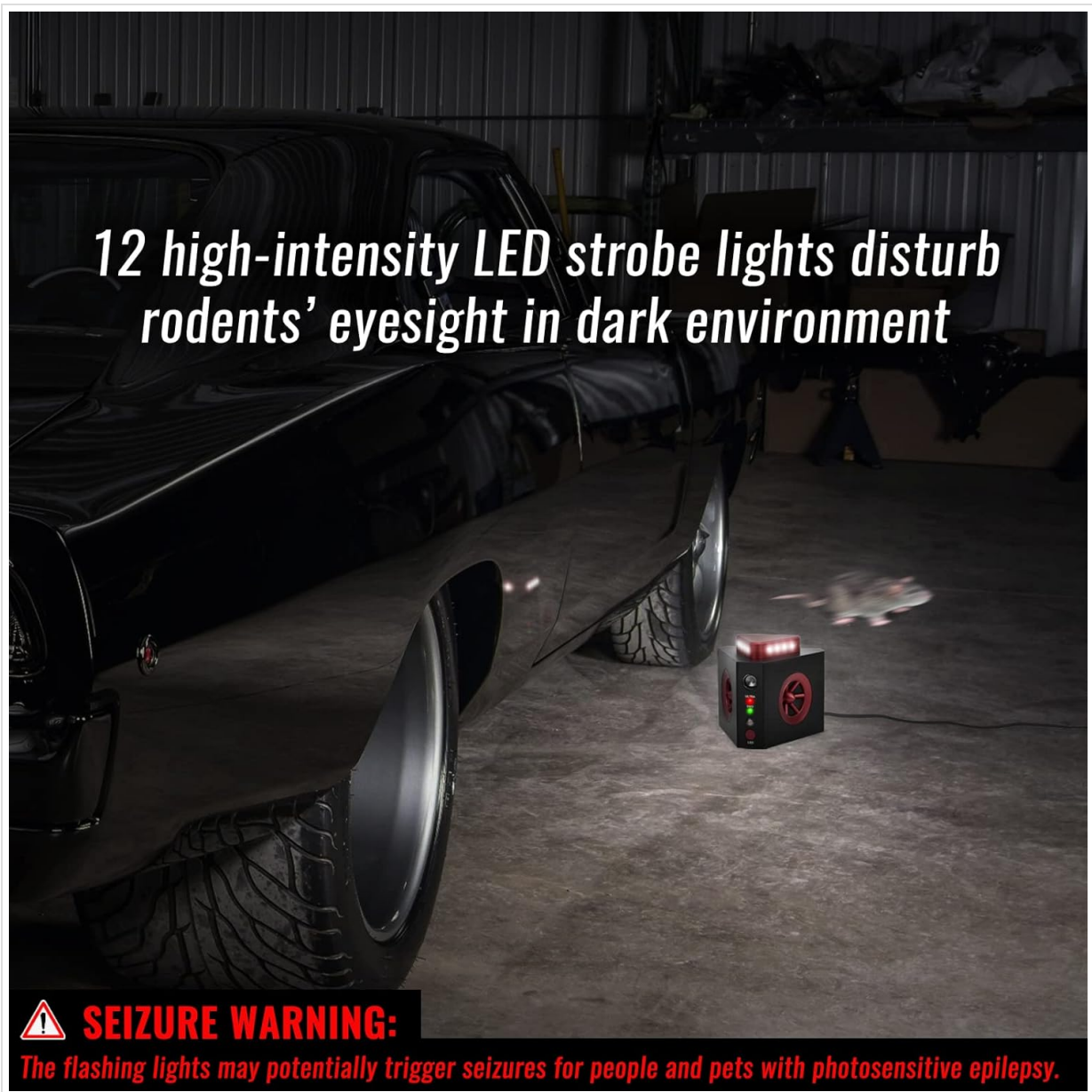


Figure 4: LED strobe lights activate automatically from dusk to dawn when enabled.



Figure 5: The device combines audible predator sounds, inaudible impulse waves, and inaudible ultrasound waves. The ultrasonic frequency range of the device is between 18 kHz and 65 kHz, targeting rodent hearing while remaining largely outside the human hearing range. Audible predator sounds can reach over 100 dB.




Figure 6: Comparison of human and rodent hearing ranges with the device's output.

## MAINTENANCE

The Loraffe 4-in-1 Rodent Repellent requires minimal maintenance to ensure continuous operation.

- **Cleaning:** Periodically wipe the device with a dry, soft cloth to remove dust. Do not use liquid cleaners or immerse the device in water.
- **Obstruction Check:** Regularly ensure that the speakers and LED lights are not obstructed by furniture, debris, or other items.

- **Power Supply:** Use only the original power adapter provided with the device.

## TROUBLESHOOTING

Problem	Possible Cause	Solution
Device not powering on.	No power from outlet; faulty adapter.	Check outlet with another device. Ensure adapter is securely connected. Try a different outlet.
Rodents still present after initial use.	Improper placement; device not in optimal mode; initial adjustment period.	Relocate device to an unobstructed area. Ensure correct mode (DUO/TRIO) is selected. Allow 2-4 weeks for full effect. Consider additional units for larger areas.
LED strobe lights not working.	LED function deactivated; ambient light sensor detecting light.	Press the LED On/Off Button to activate. Ensure the device is in a dark environment for the dusk-to-dawn sensor to trigger.
Audible sounds are too loud/quiet.	Volume adjuster setting.	Adjust the Volume Adjuster on the back of the device to your desired level.

## SPECIFICATIONS

**Model Number:** ZN-666C

**Brand:** Loraffe

**Product Dimensions:** 4.33"L x 3.74"W x 3.94"H

**Power Supply:** AC 100-240V, 50/60Hz

**Power Consumption:** 2W

**Output:** DC 5V, 500mA

**Operating Frequency:** Variation between 18 kHz - 65 kHz

**Material:** Plastic

**Target Species:** Mouse, Rat

**Recommended Use:** Rodent Repellent



Figure 7: Front view of the device showing mode indicators.

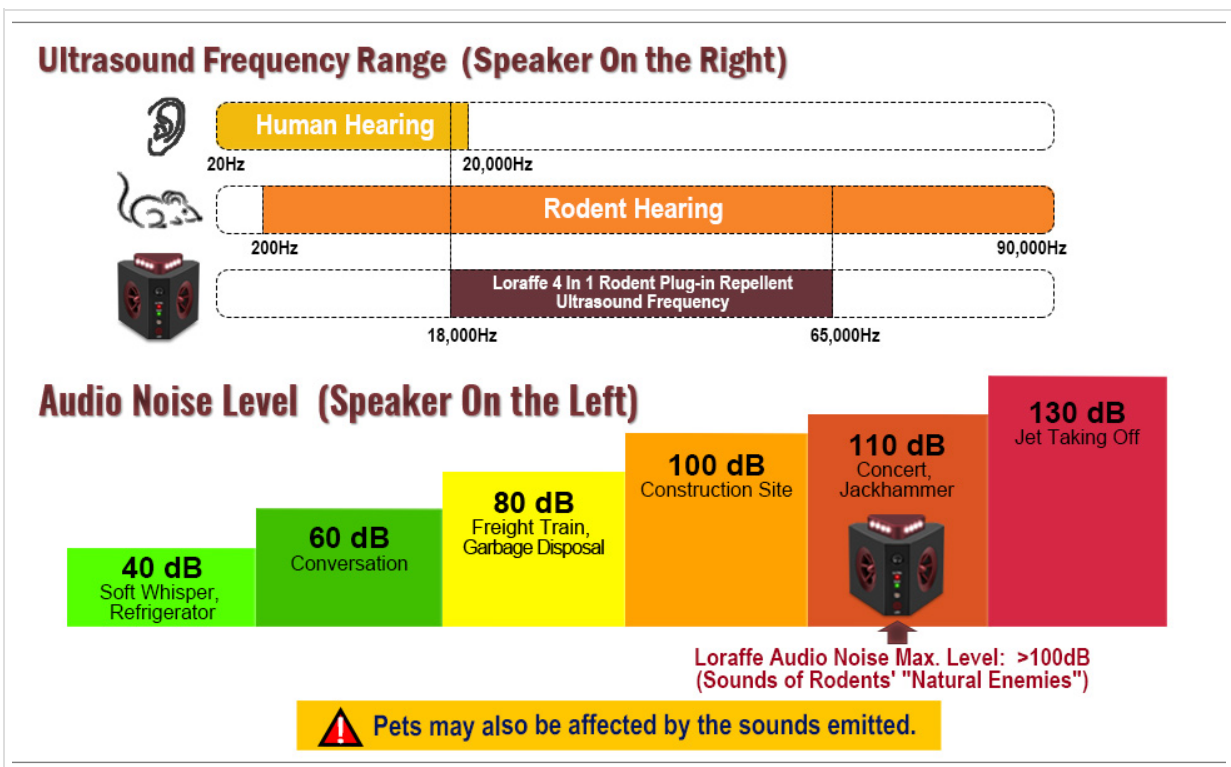


Figure 8: The device is designed to emit deterrents in multiple directions.

## **WARRANTY AND SUPPORT**

---

For any questions, technical support, or warranty inquiries regarding your Loraffe 4-in-1 Ultrasonic Rodent Repellent, please contact Loraffe customer service. Refer to the product packaging or the official Loraffe website for contact information.

## **LEGAL DISCLAIMER**

---

Statements regarding dietary supplements have not been evaluated by the FDA and are not intended to diagnose, treat, cure, or prevent any disease or health condition. This product is a pest control device and not a dietary supplement.