

Donner DEP-10

Donner DEP-10 Digital Piano

INSTRUCTION MANUAL

Model: DEP-10 | Brand: Donner

Introduction

The Donner DEP-10 Digital Piano is an 88-key semi-weighted electric piano designed for beginners and experienced players alike. It offers a realistic playing experience with its semi-weighted keys, simulating the touch of an acoustic piano. Featuring 8 excellent tones, 128 polyphony, and versatile connectivity options, the DEP-10 provides a rich and immersive musical experience. This manual provides essential information for setting up, operating, maintaining, and troubleshooting your digital piano.

Setup

Follow these steps to set up your Donner DEP-10 Digital Piano:

- Unpacking:** Carefully remove all components from the packaging. Ensure all parts are present: the digital piano unit, furniture stand components, triple pedals, power supply, and music rest.
- Stand Assembly:** Assemble the furniture stand according to the included diagrams. Ensure all screws are tightened securely for stability.
- Attach Piano Unit:** Place the digital piano unit onto the assembled stand, aligning it with the mounting points. Secure it firmly.
- Connect Pedals:** Connect the triple pedal unit cable to the designated pedal input port on the piano.
- Power Connection:** Connect the power supply to the DC input port on the piano and then plug it into a standard electrical outlet.
- Music Rest:** Insert the music rest into its slot on the top panel of the piano.



Figure 1: Fully assembled Donner DEP-10 Digital Piano.

Operating Instructions

Keys and Touch Response

The DEP-10 features 88 semi-weighted keys, designed to provide a realistic piano feel. These keys offer a sensitive touch response, allowing for expressive playing dynamics. The semi-weighted action provides a balance between the lightness of a synthesizer and the resistance of a fully weighted acoustic piano, suitable for various playing styles.

SEMI-WEIGHTED 88-KEY KEYBOARD



Semi-weighted keys give a faster rebound, which suits different playing styles.



Full Size 88 Keys



Semi-Weighted Keys



Good for Beginner



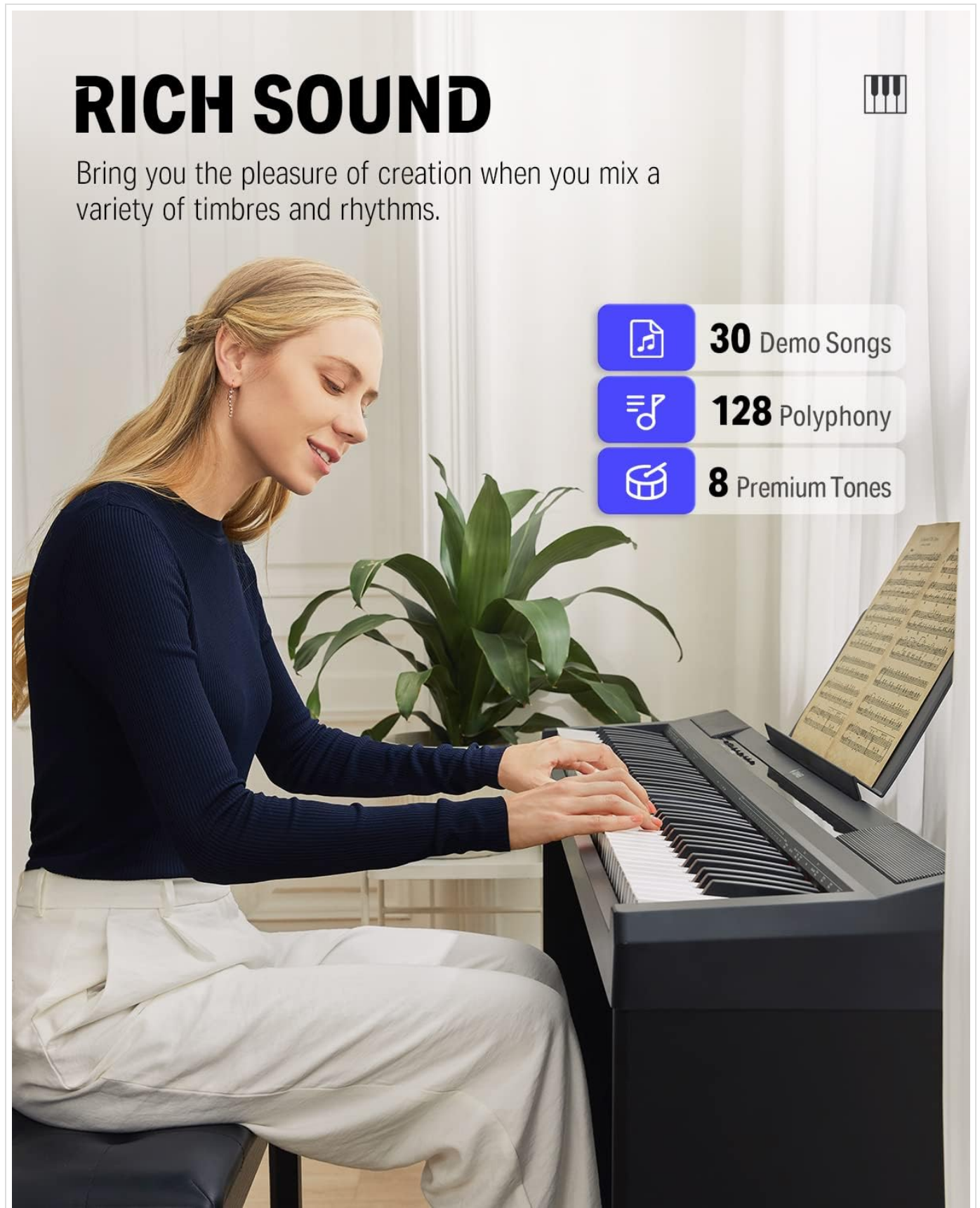
Figure 2: Detail of the semi-weighted 88-key keyboard.

Tones and Polyphony

The digital piano offers 8 distinct instrument tones, including Acoustic Piano, Electric Grand Piano, Church Organ, and more. You can switch between these tones using the dedicated controls on the panel. The 128-note polyphony ensures that notes do not cut off prematurely, even when playing complex pieces with sustain pedal usage, providing a rich and full sound.

The **Dual Tone Setting Function** allows you to layer two different tones simultaneously, creating a richer and more

complex sound. Refer to the control panel for tone selection buttons.



RICH SOUND

Bring you the pleasure of creation when you mix a variety of timbres and rhythms.




-  **30** Demo Songs
-  **128** Polyphony
-  **8** Premium Tones

Figure 3: The DEP-10 offers rich sound with multiple tones and high polyphony.

Sound Quality and Connectivity

Equipped with two built-in 25W speakers, the DEP-10 delivers clear and powerful audio. The integrated triple pedals (sustain, sostenuto, soft) provide full expressive control. The piano also includes audio input and output jacks for connecting external devices or sound systems, and an MP3 player for playback.

SUPPORT MULTIPLE DEVICES



Figure 4: Connectivity options on the DEP-10.

Versatile Features

- **Metronome:** Control your rhythm with different metronome beats (e.g., 1/4, 2/4, 3/4, 4/4).
- **Effects:** Apply various effects such as trill, suspension, and DSP to enhance your sound.
- **Recording Mode:** Record and arrange your music directly on the piano. This feature allows for practice and composition.
- **Transposition:** Adjust the pitch of the entire keyboard up or down.

Headset Mode

For private practice, the DEP-10 supports headset mode. Simply plug your headphones into one of the two 6.35mm headphone jacks located on the piano. This allows you to practice quietly without disturbing others.

HEADSET MODE



Plugging in a headphone, you can immerse in the music world and practice the piano quietly without worrying about neighbor complaints at all.



2 Headphone Jacks

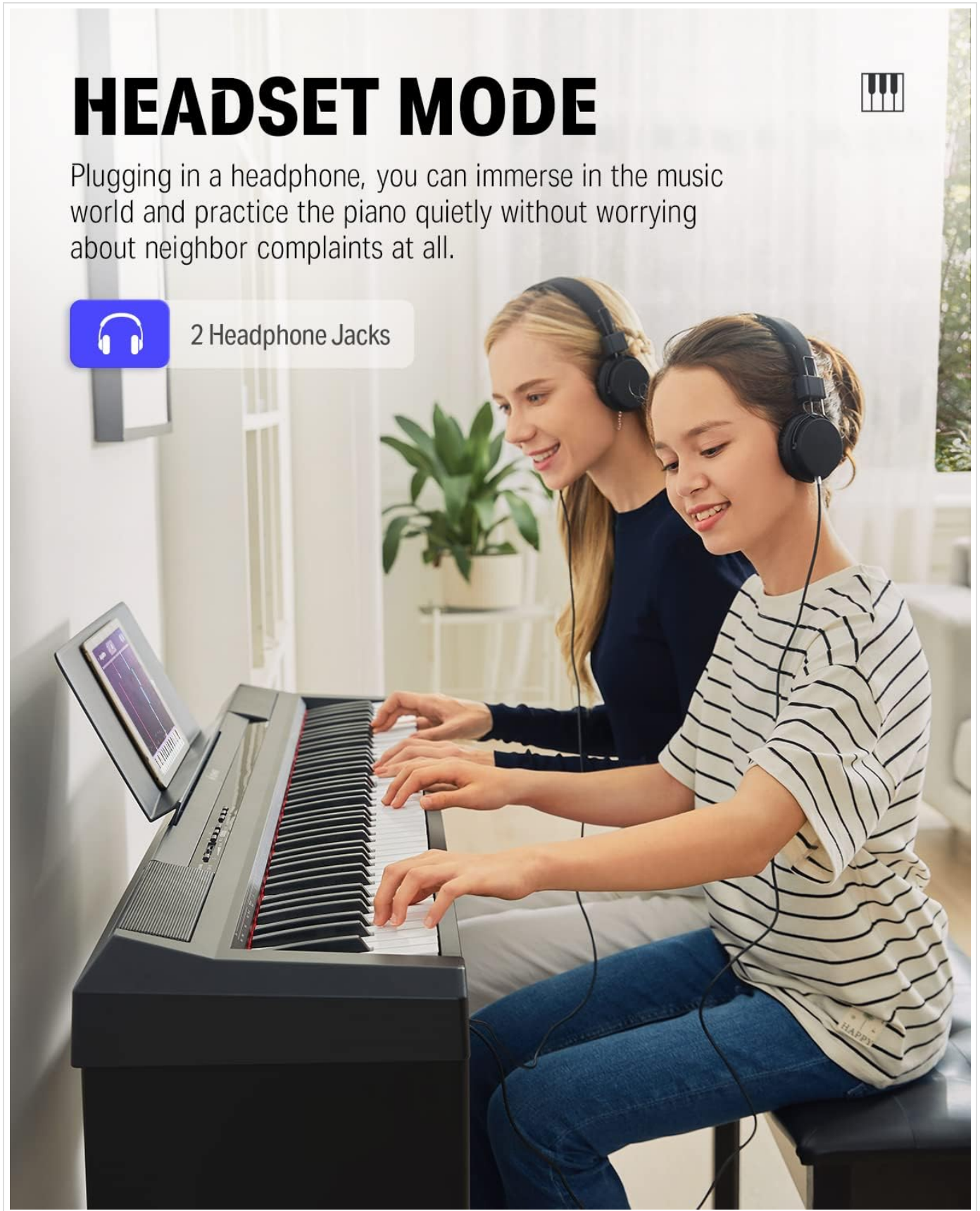


Figure 5: Practice privately using headset mode.

Donner Music App Integration

The Donner DEP-10 is compatible with the Donner Music App, offering free online courses and additional learning

resources. Connect your piano to a tablet or smartphone via USB to access these educational features and enhance your learning experience.



Figure 6: Utilize the Donner Music App for learning and practice.

Official Product Videos

Below are official product videos from DonnerDirect, providing further insights into the DEP-10's features and sound capabilities.

Sound Sample | Take You Through the Sound Of The DEP-10

This video provides an audio demonstration of the Donner DEP-10 Digital Piano, showcasing its various tones and sound quality.

Best Beginner Digital Piano - Donner DEP-10

This video highlights why the Donner DEP-10 is considered an excellent choice for beginner piano players, detailing its user-friendly features.

Maintenance

Proper care and maintenance will ensure the longevity and optimal performance of your Donner DEP-10 Digital Piano:

- **Cleaning:** Use a soft, dry cloth to wipe down the keys and body of the piano. For stubborn dirt, slightly dampen the cloth with water. Avoid abrasive cleaners or solvents.
- **Dust Protection:** When not in use, cover the piano with a dust cover to prevent dust accumulation on the keys and internal components.
- **Temperature and Humidity:** Store the piano in a stable environment, away from direct sunlight, extreme temperatures, and high humidity, which can damage electronic components and the finish.
- **Avoid Liquids:** Keep liquids away from the piano to prevent spills that could cause electrical damage.
- **Cable Management:** Ensure all cables are neatly arranged and not underfoot to prevent tripping hazards or damage to the cables and ports.

Troubleshooting

If you encounter issues with your Donner DEP-10, refer to the following common troubleshooting tips:

| Problem | Possible Cause | Solution |
|------------------------------------|--|---|
| No power/No sound | Power cable disconnected, power outlet issue, volume too low. | Check power connections, try a different outlet, increase master volume. Ensure headphones are not plugged in if expecting sound from speakers. |
| Keys feel "sticky" or unresponsive | Dust or debris under keys, manufacturing defect. | Gently clean around the keys with compressed air. If the issue persists, contact Donner customer support. |
| Distorted sound | Volume too high, external device interference, damaged speakers. | Lower the volume. Disconnect external devices to check if distortion stops. If distortion continues, contact customer support. |
| Pedals not working | Pedal cable disconnected or damaged. | Ensure the pedal cable is securely connected to the correct port. Check for any visible damage to the cable. |

For issues not listed here or if solutions do not resolve the problem, please contact Donner customer support.

Specifications

| Feature | Detail |
|----------------|-----------------------|
| Number of Keys | 88 Semi-weighted Keys |

| Feature | Detail |
|--------------------|--|
| Polyphony | 128-note |
| Tones | 8 (Acoustic Piano, Electric Grand Piano, Church Organ, etc.) |
| Speakers | 2 x 25W Built-in Speakers |
| Pedals | Triple Pedals (Sustain, Sostenuto, Soft) |
| Connectivity | USB Transmission Interface, MP3 Interface, Audio In/Out, 6.35mm Headphone Jack |
| Product Dimensions | 11.2"D x 52"W x 29.9"H |
| Item Weight | 18.92 pounds (8.6 Kilograms) |
| Model Name | DEP-10 |
| Power Source | Corded Electric |

Warranty and Support

Donner provides a standard warranty for the DEP-10 Digital Piano. For detailed warranty information, product registration, or technical support, please visit the official Donner website or contact their customer service directly. Keep your purchase receipt as proof of purchase for warranty claims.

For further assistance, you may visit the [Donner Store on Amazon](#).