

Donner DEP 20

Donner DEP-20 Digital Piano User Manual


Model: DEP-20

1. INTRODUCTION

Thank you for choosing the Donner DEP-20 Digital Piano. This instrument is designed to provide a realistic piano playing experience with its 88 full-sized weighted keys and a wide range of features. This manual will guide you through the setup, operation, and maintenance of your new digital piano, ensuring you get the most out of its capabilities.

THE 1ST WEIGHTED PIANO FOR BEGINNER

Versatile features, rich tones, great portability, dual speakers... everything above your demand



The Donner DEP-20 Digital Piano, designed for beginners, offers versatile features and rich tones.

2. PRODUCT FEATURES

- **Full-Weighted 88-Key Keyboard:** Features hammer action keys with adjustable touch response for a realistic playing feel.
- **238 Tones & 128 Polyphony:** Offers a diverse range of instrument sounds and ensures clear tone even with complex chords.
- **Dual-Tone Mode:** Combine two voices simultaneously for creative sound layering.
- **Control Panel:** Includes sustain pedal, triangle pedal, and audio inputs/outputs for versatile use.
- **Multi-Media Settings:** Backlit LCD screen, recording mode (MIDI), MP3 player, and two 25W amplifiers.

- **Portable Design:** Compact dimensions and lightweight for easy transport and storage.



Overview of the rich functionality of the DEP-20 Digital Piano.

3. SETUP AND ASSEMBLY

3.1 Assembling the Stand and Pedals

The DEP-20 Digital Piano comes with a furniture stand and a 3-pedal unit for a complete piano experience. Follow the instructions provided in the separate assembly guide for detailed steps on putting together the stand and attaching the pedal unit. Ensure all screws are securely tightened for stability.




The 3-pedal unit (soft, sustain, sostenuto) is designed for easy assembly and provides full expressive control.

3.2 Connecting Power and Audio

1. Connect the power adapter to the DC IN port on the rear panel of the piano and then to a power outlet.
2. For private practice, connect headphones to one of the two 6.35mm headphone jacks on the front panel.
3. To connect to external amplification or recording devices, use the Audio Out ports.
4. The USB MIDI port allows connection to a computer for MIDI data transfer.

SUPPORT MULTIPLE DEVICES



The rear panel offers multiple connectivity options for various devices.

4. OPERATING INSTRUCTIONS

4.1 Basic Functions

- **Power On/Off:** Press the Power button located on the control panel to turn the piano on or off.
- **Volume Control:** Use the master volume knob to adjust the overall sound level.
- **Tone Selection:** Use the dedicated buttons or navigate through the menu on the LCD screen to select from 238 available tones.
- **Metronome:** Activate the metronome function to assist with timing and rhythm practice.

IMPRESSIVE SOUND WHENEVER YOU PLAY

Connect headphones to the outputs for silent practice day or night, either solo or alongside your piano teacher.



2 Headphone Jacks



Practice silently using headphones connected to one of the two headphone jacks.

4.2 Advanced Functions

- **Touch Response:** Adjust the touch sensitivity of the keys to match your playing style via the settings menu.
- **Dual-Tone Mode:** Press the Dual-Tone button to layer two different instrument sounds. Adjust their volumes independently for desired balance.
- **Recording:** The piano supports MIDI recording. Refer to the detailed instructions in the full manual for recording and playback procedures.
- **MP3 Playback:** Connect a USB drive with MP3 files to the MP3 interface to play along with your favorite

songs.

- **Donner Music App:** Enhance your learning experience by connecting the piano to the Donner Music App for online courses and interactive lessons.

FREE ONLINE COURSES

DONNER MUSIC APP



Access free online courses and enhance your learning with the Donner Music App.

4.3 Sound Sample

Official sound sample of the DEP-20 Digital Piano, demonstrating its acoustic piano tone and various instrument sounds.

5. MAINTENANCE AND CARE

- **Cleaning:** Use a soft, dry cloth to wipe the surface of the piano. For stubborn dirt, slightly dampen the cloth with water. Avoid abrasive cleaners or solvents.
- **Storage:** Store the piano in a cool, dry place away from direct sunlight, extreme temperatures, and high humidity.
- **Handling:** Always lift the piano by its base when moving it. Avoid placing heavy objects on the keyboard or applying excessive force to the keys.

6. TROUBLESHOOTING

Problem	Possible Cause	Solution
No sound	Power not connected, volume too low, headphones connected.	Check power connection, increase volume, unplug headphones.
Keys not responding	Power issue, internal malfunction.	Restart the piano. If issue persists, contact support.
Distorted sound	Volume too high, faulty cable, external interference.	Lower volume, check cables, move away from other electronics.
Pedals not working	Pedal unit not properly connected.	Ensure pedal cable is fully inserted into the correct port.

7. SPECIFICATIONS

- **Model Name:** DEP 20
- **Number of Keys:** 88
- **Key Type:** Full-sized, weighted hammer action
- **Tones:** 238
- **Polyphony:** 128-note max
- **Speakers:** Two 25W amplifiers
- **Connectivity:** MIDI USB, Audio In, Audio Out, 6.35mm Headphone Jacks (x2), MP3 Interface
- **Power Source:** Electric
- **Item Weight:** 24.75 Kilograms (54.4 pounds)
- **Product Dimensions:** 52.36 x 11.61 x 36.99 inches
- **Color:** Dull Black

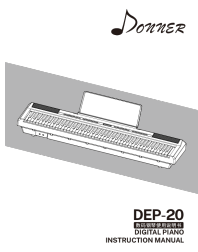




8. WARRANTY AND SUPPORT

Donner provides a limited warranty for the DEP-20 Digital Piano. Please refer to the warranty card included with your product for specific terms and conditions. For technical support, troubleshooting assistance, or warranty claims, please contact Donner customer service through their official website or the contact information provided in your product packaging. Keep your purchase receipt as proof of purchase for warranty purposes.

Online Resources:

- Donner Official Website: www.donnerdeal.com
- Donner Store on Amazon: [Donner Store](#)

Related Documents - DEP 20

	<p>Donner DEP-20 Digital Piano Instruction Manual</p> <p>A comprehensive guide to the Donner DEP-20 Digital Piano, covering setup, operations, features, troubleshooting, and warranty information for musicians of all levels.</p>
	<p>Donner OURA Piano S300 User Manual: Setup, Operation, and Maintenance</p> <p>Explore the Donner OURA Piano S300 digital piano with this comprehensive user manual. Learn about its 88-key graded hammer keyboard, Bluetooth/MIDI features, setup, safe operation, and maintenance. Ideal for musicians seeking detailed guidance on their Donner digital piano.</p>
	<p>Donner DDP-400 Digital Piano User Manual</p> <p>This user manual provides comprehensive instructions for the Donner DDP-400 Digital Piano. It covers setup, assembly, features, operation, troubleshooting, and technical specifications for this 88-key weighted keyboard instrument.</p>
	<p>Donner DDP-100S Digital Piano User Manual</p> <p>Comprehensive user manual for the Donner DDP-100S Digital Piano, detailing setup, product parameters, features, assembly, voice and rhythm lists, demo songs, and important safety information.</p>
	<p>Donner DDP-80 Digital Piano User Manual</p> <p>Comprehensive user manual for the Donner DDP-80 digital piano, covering installation, features, operation, maintenance, and safety precautions. Includes product contents and technical specifications.</p>



USER MANUAL

DIGITAL KEYBOARD

Thank You for Choosing Donner!

[Donner DEP-1 Digital Keyboard User Manual and Features](#)

Comprehensive user manual for the Donner DEP-1 Digital Keyboard, covering setup, features, functions, safety information, and wireless connectivity. Learn how to use tones, rhythms, demos, and connect to apps.