

Manuals+

[Q & A](#) | [Deep Search](#) | [Upload](#)

[manuals.plus](#) /

› [Jada](#) /

› [Jada Toys Fast & Furious Die-Cast Vehicle Set: Dom's Dodge Charger R/T & Brian's Toyota Supra \(Model 26063\) Instruction Manual](#)

Jada 26063

Jada Toys Fast & Furious Die-Cast Vehicle Set: Dom's Dodge Charger R/T & Brian's Toyota Supra (Model 26063) Instruction Manual

INTRODUCTION

This instruction manual provides essential information for the Jada Toys Fast & Furious 1:32 scale die-cast vehicle set, featuring Dom's Dodge Charger R/T and Brian's Toyota Supra. Please read this manual thoroughly to ensure proper handling and care of your collectible models.



This image displays the two die-cast vehicles included in the set: a black 1970 Dodge Charger R/T with a prominent engine supercharger, and an orange Toyota Supra with a large rear wing and green graphics. Both vehicles are 1:32 scale models.

SAFETY INFORMATION

WARNING: CHOKING HAZARD – Small Parts. Not for children under 3 years. This product contains small parts which may pose a choking hazard. Adult supervision is recommended during play, especially for younger users.

PACKAGE CONTENTS

The Jada Toys Fast & Furious Die-Cast Vehicle Set (Model 26063) includes the following items:

- 1 x Dom's Dodge Charger R/T 1:32 Scale Die-Cast Vehicle
- 1 x Brian's Toyota Supra 1:32 Scale Die-Cast Vehicle




The product packaging for the Jada Toys Fast & Furious die-cast vehicle set. The box features a clear window displaying the black Dodge Charger R/T and the orange Toyota Supra. The packaging indicates the brand 'Jada' and the 'Fast & Furious' license.

PRODUCT FEATURES

These die-cast vehicles are designed with attention to detail and include several interactive features:

- **Opening Doors:** Both vehicles feature functional opening doors.
- **Real Rubber Tires:** Equipped with authentic rubber tires for enhanced realism.
- **Exterior Styling:** Designed with styling cues directly from the Fast & Furious movies.
- **Authentically Licensed:** Officially licensed product ensuring accuracy and quality.
- **Quality Die-Cast Metal:** Constructed from durable die-cast metal for longevity and a premium feel.



A detailed view of the die-cast models, showcasing the metallic finish and intricate details of both the Dodge Charger R/T and the Toyota Supra. This highlights the durable die-cast metal construction of the vehicles.

Setup and Initial Use

Follow these steps for initial setup:

- Unboxing:** Carefully remove the vehicles from their packaging. Retain packaging for future reference if desired.
- Inspection:** Inspect both vehicles for any visible damage or manufacturing defects.
- Placement:** Place the vehicles on a flat, stable surface for display or play.

Operation

These die-cast models are designed for display and light play. To operate the vehicles:

- Rolling:** Gently push the vehicles forward or backward on a smooth surface to engage the rolling wheels.
- Opening Doors:** Carefully open and close the vehicle doors to observe interior details. Avoid excessive force to prevent damage to hinges.

Care and Maintenance

To maintain the condition of your die-cast vehicles:

- Cleaning:** Wipe the vehicles with a soft, dry cloth to remove dust and fingerprints. For stubborn marks, a slightly damp cloth can be used, followed by immediate drying. Avoid abrasive cleaners or solvents.
- Storage:** Store the vehicles in a cool, dry place away from direct sunlight and extreme temperatures to prevent paint fading or material degradation.
- Handling:** Handle the models with care to avoid dropping or impacting them, which could cause paint chips or structural damage.

Troubleshooting

If you encounter any issues with your die-cast vehicles, consider the following:

- Stuck Wheels:** Ensure no debris is lodged in the wheel axles. Gently roll the vehicle to dislodge any minor obstructions.
- Loose Parts:** If any small parts become loose, attempt to reattach them carefully. If unsuccessful or if a part is broken, contact customer support.

Product Specifications

Brand	Jada Toys
Model Number	26063
Scale	1:32
Product Dimensions (each car, approx.)	4.6 x 2 x 2.3 inches (11.7 x 5.1 x 5.8 cm)
Item Weight (total)	12 ounces (340 grams)
Material	Die-Cast Metal with Plastic Parts
Manufacturer Recommended Age	8 years and up
Release Date	July 21, 2020



This diagram provides the approximate length of one die-cast vehicle, measuring 5.7 inches (14 cm). This helps in understanding the scale and physical dimensions of the product.





WARRANTY AND SUPPORT


For information regarding product warranty, returns, or technical support, please refer to the contact information provided on the product packaging or visit the official Jada Toys website. Keep your proof of purchase for any warranty claims.

Manufacturer: Jada Toys

Website: [Visit the Jada Store](#)


Related Documents - 26063

	<p>Jada FF19 7.5" RC Car Instruction Manual</p> <p>This document provides instructions for operating and maintaining the Jada FF19 7.5" RC Car, including features like the vapor function and turbo boost. It covers battery installation, troubleshooting, and safety precautions.</p>
	<p>Jada 1/16" RC Vehicle: User Manual and Operation Guide</p> <p>Get detailed instructions for your Jada 1/16" remote control vehicle. This guide covers setup, charging, playing, troubleshooting, safety, and regulatory information for model F84228-KMAR-1SH-EN01A.</p>
	<p>Spider-Man RC Standing Drift Function - Five Wheel Stunt FCC Test Report</p> <p>FCC test report for the Spider-Man RC Standing Drift Function - Five Wheel Stunt by Jada Toys Co. Ltd., detailing radiated emission and bandwidth measurements according to FCC Part 15, Subpart C.</p>
	<p>Fast & Furious RC Brian's Toyota Supra 1:55 Operating Instructions</p> <p>This document provides operating instructions and safety precautions for the Fast & Furious RC Brian's Toyota Supra 1:55 model car. It includes multilingual safety warnings, compliance information, and basic operating guidance.</p>



[Jada Toys Back to the Future Time Machine R/C 1:16 Scale - User Manual](#)

Comprehensive user manual and safety guide for the Jada Toys Back to the Future Time Machine R/C 1:16 scale remote control vehicle. Learn how to charge, operate, troubleshoot, and maintain your RC car, along with important safety information and warranty details.



[Jada Fast & Furious 1:10 Scale Drift RC Car Instruction Manual](#)

This manual provides essential instructions for operating, maintaining, and troubleshooting the Jada Fast & Furious 1:10 Scale Drift RC Car. Includes safety guidelines, battery information, charging procedures, and troubleshooting tips.