



[Manuals.plus](#) /

> [ANNKE](#) /

> ANNKE 16-Channel PoE Security Camera System User Manual (Model N46PCK0-V4-5CDS)

ANNKE N46PCK0-V4-5CDS

ANNKE 16-Channel PoE Security Camera System User Manual

Model: N46PCK0-V4-5CDS

INTRODUCTION

This manual provides essential information for the installation, operation, and maintenance of your ANNKE 16-Channel PoE Security Camera System. This system includes a 12MP NVR and 8pcs 5MP IP67 PoE IP Cameras, designed for reliable home and business surveillance. Please read this manual thoroughly before using the product to ensure proper setup and functionality.

WHAT'S IN THE BOX

Verify that all components are present in your package:

- 1 x 16CH 12MP PoE NVR with 4TB Hard Drive
- 8 x 5MP Turret IP PoE Cameras & Screw Kits
- 1 x HDMI & Ethernet Cable & Power Adapter
- 4 x 60ft & 100ft Network Cables
- 1 x USB Mouse & User Manual

SETUP

1. PoE Connection

The ANNKE PoE system simplifies installation by using a single Ethernet cable for both power and data transmission to each camera. This eliminates the need for separate power cables or adapters for the cameras.

Easy Plug & Play PoE Connection



No Power Cables or Adapters for Cameras



Image: Easy Plug & Play PoE Connection. A single network cable transmits both data and power to the camera from the NVR.

2. NVR and Camera Installation

1. Connect the NVR to a power source using the provided power adapter.
2. Connect the NVR to a monitor via the HDMI cable for initial setup.
3. Connect the USB mouse to the NVR.
4. Connect each PoE camera to an available PoE port on the NVR using the provided network cables.
5. Mount the cameras in desired locations, ensuring a clear field of view and secure attachment using the screw kits. The IP67 weatherproof rating allows for outdoor installation without concern for weather conditions.

3. ANNKE Vision App Setup

For remote access and control, download the ANNKE Vision App from the Google Play Store or Apple App Store. Follow the in-app instructions to add your NVR system and access live views, recordings, and settings from your mobile device.

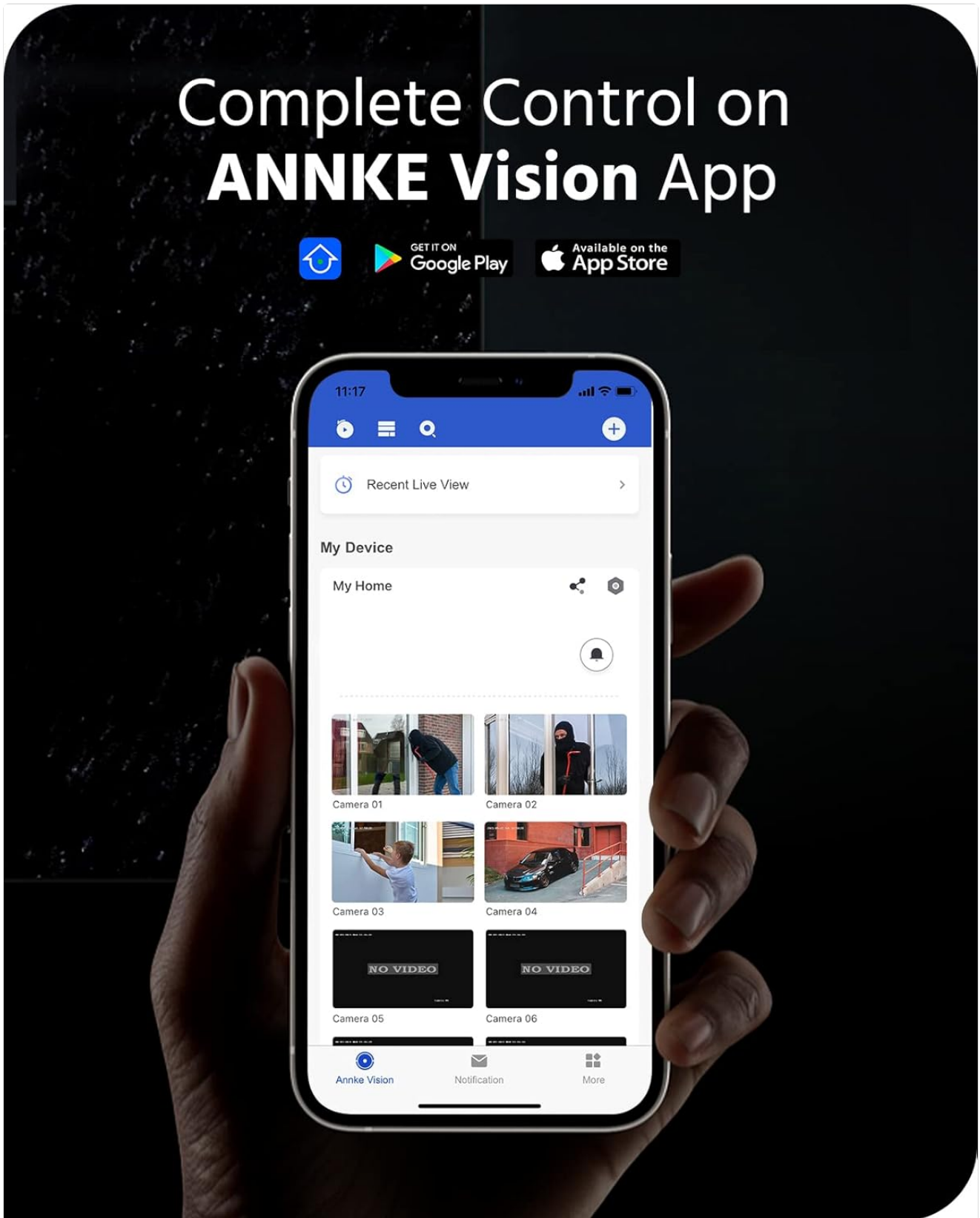


Image: Complete Control on ANNKE Vision App. The app allows viewing live feeds and managing devices.

OPERATING THE SYSTEM

1. 24/7 Recording

The system is equipped with a 4TB surveillance-grade HDD, engineered for continuous 24/7 recording across all 16 channels. This ensures constant monitoring and reliable storage of footage.

2. Smart Human & Vehicle Detection

Utilize AI motion detection 2.0 to minimize false alarms. The system intelligently distinguishes between human and vehicle movements, providing alerts only for genuine threats.

3. Motion Zone Customization

Define specific motion detection zones to focus on critical areas and reduce unnecessary alerts. This feature allows you to tailor the detection sensitivity and coverage to your environment.

Customize **Motion Zones** for Relevant Alerts Only



Image: Customize Motion Zones for Relevant Alerts Only. Users can define specific areas for motion detection.

4. Built-in Microphone

Each 5MP IP camera includes a built-in microphone for audio recording, complementing the video surveillance. Audio recording can be enabled or disabled via the system menu.

5. Night Vision Capabilities

The cameras offer advanced night vision, providing clear surveillance even in low-light conditions. With external lighting, the system can achieve color night vision, enhancing detail and identification.

Color Night Vision with External Lighting




Image: Color Night Vision with External Lighting. Demonstrates the difference between color and black/white night vision.

6. Wide Dynamic Range (WDR)

Enhanced by 120 dB true WDR, the cameras provide clear images in challenging lighting conditions, such as strong backlighting, by balancing bright and dark areas within the same frame.

7. Remote Viewing and Browser Control

Access your security system remotely through the ANNKE Vision App or via web browsers. The system supports live viewing, recording playback, snapshots, and zoom functions directly from your computer or mobile device.

8. Alexa Integration

The system is compatible with Amazon Alexa, allowing for voice control commands to view camera feeds on compatible smart displays.

Works with Alexa




Image: Works with Alexa. Demonstrates voice control for viewing camera feeds on an Echo Show.

MAINTENANCE

1. Camera Care

The cameras feature an IP67 weatherproof rating, ensuring durability against dust and water. Regularly clean the camera lenses with a soft, damp cloth to maintain optimal image clarity. Avoid using harsh chemicals.



Image: IP67 Weatherproof. The camera is shown resistant to water, indicating its suitability for outdoor use.

2. Hard Drive Management

The NVR includes a 4TB surveillance-grade hard drive for continuous recording. Ensure the NVR is placed in a well-ventilated area to prevent overheating. Periodically review stored footage and back up important data as needed.

annke

Founded in 2014,
ANNKE is now a global leader in home
and business surveillance solution.

From wired and wireless security camera
systems to smart home products, ANNKE
is dedicated to providing our customers
with top-notch surveillance for their
properties.

Our vision goes beyond just providing
surveillance protection for every family
and business; we also aim to create a
world where people feel safe, cared for,
and loved.

Image: ANNKE Professional Security Grade Hard Drive. Built for 24/7 surveillance.

TROUBLESHOOTING

If you encounter issues with your ANNKE security system, consider the following basic troubleshooting steps:

- **No Video Output:** Check all cable connections (HDMI, Ethernet, power). Ensure the NVR and cameras are powered on.
- **No Recording:** Verify the hard drive status in the NVR settings. Ensure recording schedules are correctly configured.
- **Remote Access Issues:** Confirm your NVR is connected to the internet. Check network settings and firewall configurations. Ensure the ANNKE Vision App is updated to the latest version.
- **Poor Image Quality:** Clean camera lenses. Adjust camera position or angle. Check for obstructions.

For more detailed troubleshooting guides and technical support, please visit the official ANNKE support website or contact customer service.

SPECIFICATIONS

Feature	Specification
Brand	ANNKE
Model Number	N46PCK0-V4-5CDS
Connectivity Technology	Wired (PoE)
Video Capture Resolution	1080p, 1536p, 1944p, 2160p (up to 12MP NVR)
Number of Channels	16
Memory Storage Capacity	4TB (Built-in HDD)
Special Features	App Control, Audio Recording, Human Detection, Motion Sensor, Night Vision, IP67 Weatherproof
Night Vision Range	100 Feet
Frame Rate	15, 30, 60 fps

Recording Mode	Continuous
Hardware Interface	Ethernet, HDMI
Viewing Angle	99 Degrees (2.8MM wide-angle lens)
Smart Home Compatibility	Amazon Alexa
Item Dimensions	20.47 x 17.13 x 11.61 inches
Item Weight	27.56 Pounds

SECURITY FEATURES

1. Bank-Level Encryptions & Protocols

The ANNKE system incorporates bank-level encryption and private protocols to safeguard your data. This includes verification codes and activation passwords to ensure secure access and protect your surveillance footage from unauthorized access.

Bank-Level Encryptions & Protocols



Image: Bank-Level Encryptions & Protocols. Illustrates the multi-layered security measures protecting the system.

2. Counterfeit Prevention

To verify the authenticity of your ANNKE product, you can scan the unique Transparency code. This helps prevent counterfeits and ensures you have a genuine ANNKE device.

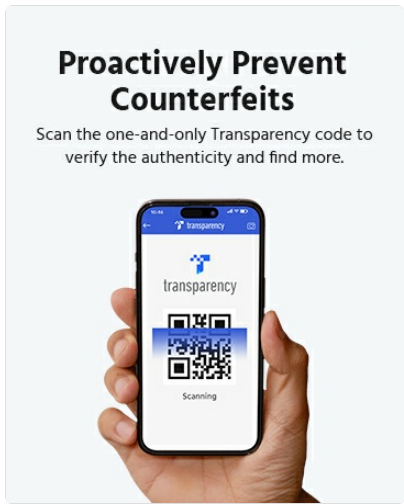


Image: Proactively Prevent Counterfeits. Scan the Transparency code to verify product authenticity.

WARRANTY AND SUPPORT

ANNKE is committed to providing comprehensive customer support for its products.

- **After-Sale Support:** Dedicated support is available to assist with any post-purchase inquiries or issues.
- **Quick Response:** Expect timely responses to your support requests.
- **Lifetime Technical Help:** ANNKE offers lifetime technical assistance for its products.

For detailed warranty information, product registration, and to access support resources, please visit the official ANNKE website.



Image: Customer First. Highlights ANNKE's commitment to customer support.