

Manuals+

[Q & A](#) | [Deep Search](#) | [Upload](#)

manuals.plus /

› [KOOTION](#) /

› [KOOTION 128GB Micro SD Card User Manual](#)

KOOTION TF-128 Go

KOOTION 128GB Micro SD Card User Manual

Model: TF-128 Go

INTRODUCTION

This manual provides detailed instructions for the proper use and maintenance of your KOOTION 128GB Micro SDXC Memory Card. Designed for high-speed data transfer and reliable storage, this card is ideal for a wide range of devices including smartphones, tablets, cameras, and drones. Please read this manual thoroughly to ensure optimal performance and longevity of your memory card.



Image: The KOOTION 128GB Micro SDXC card, featuring the brand logo, capacity, and speed class markings.

SETUP AND INSTALLATION

The KOOTION Micro SD card is designed for easy installation in compatible devices. Ensure your device supports Micro SDXC cards and the specified capacity.

Inserting the Micro SD Card

- 1. Identify the Card Slot:** Locate the Micro SD card slot on your device (e.g., smartphone, tablet, camera, drone). This slot is often found on the side, under the battery cover, or within a dedicated compartment.
- 2. Orient the Card:** Hold the Micro SD card with the gold contacts facing down or as indicated by the device's slot diagram. The card should slide in smoothly.
- 3. Insert Fully:** Gently push the card into the slot until it clicks into place. Do not force the card, as this may damage the card or the device.
- 4. Using the SD Adapter:** For devices with a standard SD card slot (e.g., some cameras, laptops), insert the Micro SD card into the provided SD adapter first, then insert the adapter into the device's SD card slot.

More Surprise

Works with SD card adapter, perfect for DSC, SLR cameras



Image: A hand inserting the KOOTION Micro SD card, placed within an SD adapter, into a camera's memory card slot.

Compatible with Various Devices



Action Camera



Dash Camera



Camera



Drone



Android Phone



Tablet



Security Camera



Gaming Console

Image: The KOOTION Micro SD card shown next to a surveillance camera, indicating its use for capturing smooth Full HD video.

Formatting the Card (Optional but Recommended)

While many devices can use the card immediately, formatting it within your device is recommended for optimal compatibility and performance. This will erase all data on the card, so back up any important files first.

1. Access your device's settings or menu.
2. Navigate to storage or memory card options.

3. Select the option to "Format" or "Erase" the SD card.
4. Confirm the action.

OPERATING THE MICRO SD CARD

Once installed, your KOOTION Micro SD card functions as an extended storage medium for your device. Its high-speed capabilities ensure efficient data handling.

Data Transfer and Storage

- **High Speed Performance:** The card offers read speeds up to 100 MB/s and write speeds up to 30 MB/s, enabling quick transfer of large files and smooth recording.
- **Full HD and 4K Video:** With UHS Speed Class U1 and Speed Class 10 ratings, the card supports seamless Full HD and 4K video recording and playback.
- **Application Performance:** The A1 rating ensures faster app loading and performance on compatible Android smartphones and tablets.

Capturing Life On The Move

UP TO
90 **READ**
MB/s



10 Speed Class 10

Image: A visual representation highlighting the Micro SD card's read speed of up to 90 MB/s and its Class 10 speed rating.



6-Proof Protections





Image: An illustration demonstrating the storage capacity of the 128GB card, showing it can hold approximately 43,200 photos, 32 hours of HD video, or 32,000 songs.



Image: A scene depicting a person surfing, emphasizing the card's ability to capture moments in 4K with high transfer speed and application performance.

Compatible Devices

The KOOTION Micro SD card is widely compatible with various devices, including:

- Android Smartphones
- Tablets
- Digital Cameras (DSLRs, Mirrorless)
- GoPro / Action Cameras
- Laptops and Desktop Computers (with adapter)
- Drones
- Dash Cams
- Gaming Consoles
- Surveillance Systems

Class 10, U1 Rated

Capture smooth full HD video with surveillance cameras



Image: A visual showing the Micro SD card's compatibility with a tablet, smartphone, action camera, dash camera, camera, drone, and gaming console.

Compatible with Multiple Devices

Go Pro, Android smartphones, tablets, digital sport cameras, game consoles, dash cameras, drones and surveillance system etc; It can use to store or back up high-res photos, videos, documents, music and more



Image: A collection of devices including a drone, laptop, smartphone, gaming console, camera, and surveillance camera, all compatible with the KOOTION Micro SD card.

MAINTENANCE AND DURABILITY

The KOOTION Micro SD card is built to withstand various environmental challenges, ensuring your data remains safe.

- **Waterproof:** Rated IPX6, resistant to water splashes and spills.
- **Shockproof:** Designed to withstand impacts and drops.
- **Temperature Resistant:** Operates reliably in extreme temperatures from 0°C to 70°C.
- **X-ray Proof:** Protected against airport X-ray scanners.
- **Magnet Proof:** Resistant to magnetic fields.
- **Wearproof:** Durable design for long-term use.

More Capacity Record More Moment



Game



Video



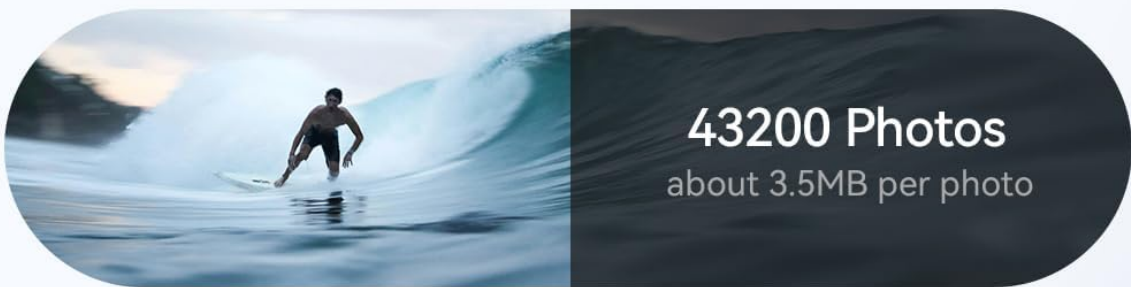
Music



Photo



File




43200 Photos

about 3.5MB per photo



32Hrs

HD Video



32000 Songs

about 4.1MB per song

Image: An illustration detailing the six protective features of the KOOTION Micro SD card: waterproof, shockproof, wearproof, high-temp proof, magnet proof, and X-rays proof.



Image: A graphic showing the operating temperature range (0°C to 70°C) and icons representing waterproof, dust-proof, shock-proof, temperature-proof, and anti-magnetic properties.

Cleaning and Handling

To maintain optimal performance, handle the card by its edges and avoid touching the gold contacts. If necessary, gently clean the contacts with a soft, lint-free cloth. Do not use abrasive materials or harsh chemicals.

TROUBLESHOOTING

If you encounter issues with your KOOTION Micro SD card, consider the following common solutions:

Problem	Possible Cause	Solution
Card not recognized by device	Incorrect insertion, incompatible format, dirty contacts, device issue.	Reinsert the card correctly. Try the card in another compatible device. Clean the gold contacts. Format the card (if data is backed up). Update device firmware.
Slow read/write speeds	Card fragmentation, device limitations, too many small files.	Format the card regularly (after backing up data). Ensure your device supports high-speed cards.
Cannot write to card	Card is write-protected, card is full, card error.	If using an SD adapter, check if the lock switch is engaged. Delete unnecessary files to free space. Try formatting the card.
Data corruption	Improper removal, power loss during write, faulty card.	Always safely eject the card from your device. Try data recovery software. If issues persist, the card may be faulty.

If these steps do not resolve the issue, please contact KOOTION customer support for further assistance.

SPECIFICATIONS

Detailed technical specifications for the KOOTION 128GB Micro SD Card (Model: TF-128 Go).

Feature	Detail
Brand	KOOTION
Model Number	TF-128 Go
Flash Memory Type	Micro SDXC
Storage Capacity	128 GB

Feature	Detail
Read Speed	Up to 100 MB/s
Write Speed	Up to 30 MB/s
Speed Class	Class 10, UHS-I (U1)
Application Performance Class	A1
Product Dimensions	11L x 15B Millimeter
Item Weight	2 Grams
Durability Features	Waterproof (IPX6), Shockproof, Temperature Resistant (0°C to 70°C), X-ray Proof, Magnet Proof, Wearproof
Compatible Devices	Cameras, Tablets, Smartphones, Mobile Phones, Drones, Dash Cams, Gaming Consoles



Image: A table illustrating the approximate storage capacity for different card sizes (16GB, 32GB, 64GB, 128GB, 256GB) in terms of 1080p/720p video minutes, photos, and music tracks.

WARRANTY AND SUPPORT

KOOTION products are manufactured to high quality standards. For information regarding warranty coverage and customer support, please refer to the product packaging or visit the official KOOTION website.

For technical assistance or inquiries, please contact KOOTION customer service through the contact information provided with your purchase or on the brand's official channels.

Online Support: [Visit the KOOTION Store on Amazon](#)