

SADES G70

SADES G70 USB 7.1 Surround Sound Gaming Headset Instruction Manual

Model: G70

INTRODUCTION

The SADES G70 USB 7.1 Surround Sound Gaming Headset is designed to provide an immersive audio experience for PC and Mac users. Featuring 7.1 surround sound, noise-cancelling capabilities, and a comfortable over-ear design, this headset enhances your gaming and communication. This manual provides essential information for setup, operation, maintenance, and troubleshooting to ensure optimal performance.



Figure 1: SADES G70 USB 7.1 Surround Sound Gaming Headset

PRODUCT FEATURES

- **7.1 Surround Sound:** Equipped with 40mm high-quality speakers, offering precise acoustic positioning and an immersive gaming experience.
- **Noise Reduction Function:** Closed earmuff design effectively eliminates external sounds. The built-in microphone features super noise reduction for clear communication.
- **Multi-function Controller:** An embedded controller allows for easy volume adjustment and one-key microphone mute control.
- **Humanized Design:** Automatically adjustable metal suspension headband and soft PU leather ear cushions provide comfort during extended use. Shiny LED lights on the earmuffs enhance the gaming atmosphere.
- **High Compatibility:** Supports PC, Mac, notebook computers, desktop computers, Windows XP, Vista, 7, 8, 10, and all audio devices with USB ports.



Figure 2: Overview of SADES G70 Headset Key Features





Figure 3: Super 40mm Audio Drivers for Clear Equalization



Figure 4: Omnidirectional Microphone with Noise Reduction



DESIGNED FOR COMFORT

Adjustable Headband

Figure 5: Adjustable Headband for Comfortable Fit

Console/Device	Compatibility	
	Microphone	Audio
Xbox One	Adapter Needed(not include)	
Xbox One X/S	✓	✓
Xbox 360	✗	✗
PlayStaion 4	✓	✓
PS Vita	✓	✓
PSP	✗	✓
Nintendo Switch	✗	✓
Nintendo Now 3DS LL/3DS	✗	✓
Nintendo 3DS LL/3DS	✗	✓
PC	✓	✓
Laptop	✓	✓
IOS/Android device	✓	✓

Figure 6: In-line Multi-function Controller

SETUP INSTRUCTIONS

1. **Connect the Headset:** Plug the USB connector of the SADES G70 headset into an available USB port on your PC or Mac.

2. **Driver Installation:** For optimal 7.1 surround sound performance, insert the included CD into your computer's CD drive and follow the on-screen instructions to install the necessary drivers and software. If your computer does not have a CD drive, please visit the SADES official website for driver downloads.
3. **Adjust for Comfort:** Place the headset over your ears. The metal suspension headband will automatically adjust to fit your head. Ensure the soft ear cushions fully cover your ears for maximum comfort and noise isolation.
4. **Position the Microphone:** Adjust the flexible microphone boom to a comfortable position near your mouth for clear voice pickup.



Figure 7: Headset Connected to a Computer

OPERATING INSTRUCTIONS

- **Volume Control:** Use the scroll wheel on the in-line multi-function controller to adjust the headset's volume up or down.
- **Microphone Mute:** Press the button on the in-line controller to mute or unmute the microphone. The LED light on the microphone tip indicates its status (on for active, off for muted).
- **LED Lighting:** The LED lights on the earmuffs and microphone tip will illuminate automatically when the headset is connected via USB. These lights are for aesthetic purposes and cannot be

independently turned off without disconnecting the headset.



Figure 8: Microphone with LED Indicator

DEVICE COMPATIBILITY

The SADES G70 headset is designed for broad compatibility with various computing platforms:

- **Compatible Devices:** PC, Mac, Notebook Computers, Desktop Computers, Windows XP, Vista, 7, 8, 10, and all audio devices with USB ports.
- **Note on Consoles:** This headset is **not compatible** with Xbox and PlayStation consoles.



Figure 9: Multiple Platform Compatibility

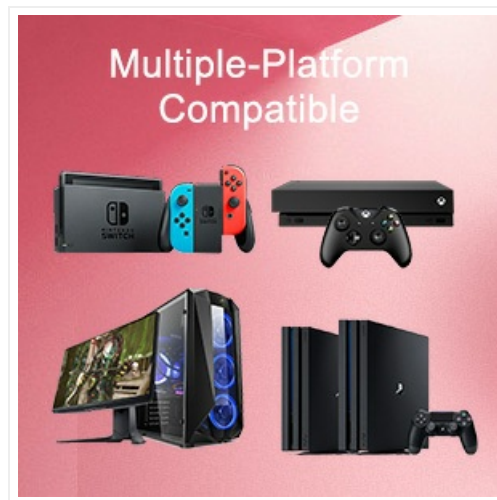


Figure 10: Detailed Compatibility Chart

CARE AND MAINTENANCE

- **Cleaning:** Use a soft, dry cloth to wipe the headset. For ear cushions, a slightly damp cloth can be used, but ensure they are completely dry before use. Avoid harsh chemicals or abrasive materials.
- **Storage:** Store the headset in a cool, dry place away from direct sunlight and extreme temperatures. Avoid placing heavy objects on the headset.
- **Cable Care:** Do not pull on the cable excessively or bend it sharply, as this can damage the internal wiring.

TROUBLESHOOTING

Problem	Possible Cause	Solution
No sound from headset	Incorrect connection, low volume, muted headset.	Ensure USB is fully plugged in. Check volume control on headset and computer. Verify headset is not muted.
Microphone not working	Microphone muted, incorrect input device selected, driver issue.	Check microphone mute button (LED should be on). Ensure headset microphone is selected as default input device in computer settings. Reinstall drivers if necessary.

Problem	Possible Cause	Solution
7.1 Surround Sound not active	Drivers not installed or configured.	Install the 7.1 surround sound drivers from the included CD or SADES website. Configure sound settings on your computer to enable 7.1 output.
Headset not recognized by console	Incompatible device.	The SADES G70 is designed for PC and Mac and is not compatible with Xbox or PlayStation consoles.

PRODUCT SPECIFICATIONS

Feature	Detail
Model Number	G70
Connectivity Technology	Wired (USB)
Headphones Jack	USB
Audio Driver Type	Dynamic Driver (40mm)
Noise Control	Active Noise Cancellation (Microphone), Noise Reduction (Earmuffs)
Control Type	Volume Control, Microphone Mute
Ear Placement	Over Ear
Material	Faux Leather, Metal
Color	Pink
Item Weight	15.8 ounces (0.45 Kilograms)
Product Dimensions	3.15 x 1.65 x 3.54 inches
Included Components	CD (for drivers)

OFFICIAL PRODUCT VIDEO

Your browser does not support the video tag.

Video 1: SADES Gaming Headset USB 7.1 Surround - An overview of the headset's features and design.

WARRANTY AND SUPPORT

For warranty information, technical support, or any product-related inquiries, please refer to the documentation included with your purchase or visit the official SADES website. Contact details for customer service are typically provided on the product packaging or the manufacturer's support page.

