

Manuals+

[Q & A](#) | [Deep Search](#) | [Upload](#)

[manuals.plus](#) /

- › [Blue Ox](#) /
- › [Blue Ox BXW0850 TrackPro Weight Distribution Hitch User Manual](#)

Blue Ox BXW0850

Blue Ox BXW0850 TrackPro Weight Distribution Hitch User Manual

Model: BXW0850 | Brand: Blue Ox

INTRODUCTION

This manual provides instructions for the proper installation, operation, and maintenance of the Blue Ox BXW0850 TrackPro Weight Distribution Hitch. This system is designed to enhance towing stability and distribute weight evenly between your tow vehicle and trailer. The TrackPro features Sway Management Technology and two points of friction sway control, along with Soft Ride Technology for a smoother towing experience. It is designed for trailers with a tongue weight up to 800 lbs and a gross trailer weight up to 8,000 lbs.



Image: The complete Blue Ox BXW0850 TrackPro Weight Distribution Hitch assembly, ready for installation.

KEY FEATURES

- **Soft Ride Technology:** Provides a smooth ride under various road conditions.
- **Integrated Sway Control:** Eliminates the need for additional sway control devices and allows backing up without disconnection.
- **Adjustable Shank:** Fits 2-inch receiver hitches with a 10-inch length.
- **Rigid L-brackets:** Offer two points of sway control for enhanced stability.
- **Durable Construction:** Made from alloy steel with a powder-coated finish for longevity.

BLUE OX TRACKPRO™ WEIGHT DISTRIBUTION HITCH

**SPRING BARS RATED
FOR 800 LBS. TONGUE WEIGHT**



**GROSS TOWING
WEIGHT 13K MAXIMUM**



BLUE OX

Recreational & Commercial
Towing Products

Image: The Blue Ox TrackPro Weight Distribution Hitch highlighting its spring bar rating of 800 lbs tongue weight and 13,000 lbs maximum gross towing weight.

PACKAGE CONTENTS

The Blue Ox BXW0850 TrackPro Weight Distribution Hitch package includes the following components:

- Blue Ox BXW0850 TrackPro Weight Distribution Hitch (main assembly)

- Spring bars (rated for 800 lbs tongue weight)
- Adjustable shank (7-hole standard)
- L-brackets and associated hardware
- Hitch ball
- Wrench for adjustments
- Loctite (threadlocker)
- Pins and clips

7-HOLE STANDARD SHANK



STEEL CONSTRUCTION POWDER-COAT OVER E-COAT FINISH



BLUE OX

Recreational & Commercial
Towing Products

Image: An exploded view of all components included with the Blue Ox TrackPro Weight Distribution Hitch, including the 7-hole standard shank, spring bars, L-brackets, and hardware, all constructed from steel with a powder-coat over E-coat finish.

SETUP AND INSTALLATION

Proper installation is crucial for the safe and effective operation of your weight distribution hitch. Always refer to the detailed installation guide provided by Blue Ox for specific measurements and torque specifications. Professional installation is recommended if you are unfamiliar with towing equipment.

General Steps:

1. **Safety First:** Ensure the tow vehicle and trailer are on a level surface, the trailer is chocked, and the vehicle's parking brake is engaged.
2. **Hitch Receiver Preparation:** Insert the adjustable shank into your vehicle's 2-inch receiver hitch and secure it with a hitch pin.
3. **Hitch Head Assembly:** Attach the hitch head to the adjustable shank. Install the hitch ball onto the hitch head and tighten to the manufacturer's specifications.
4. **Trailer Connection:** Connect the trailer to the hitch ball.
5. **L-Bracket Installation:** Mount the L-brackets onto the trailer frame. Ensure they are positioned correctly according to the detailed instructions to allow for proper spring bar engagement and sway control.
6. **Spring Bar Engagement:** Attach the spring bars to the hitch head and lift them into position on the L-brackets using the provided wrench. Adjust the chain links to achieve the desired weight distribution and levelness.
7. **Final Adjustments:** Verify that the tow vehicle and trailer are level. Make small adjustments to the spring bar tension as needed.

For detailed, step-by-step instructions, including specific measurements and torque values, please consult the official Blue Ox BXW0850 TrackPro installation manual or visit the [Blue Ox website](#).

EVENLY DISTRIBUTES WEIGHT OVER AXLES OF THE TOW VEHICLE AND TRAILER



**CASTER IN THE HITCH HEAD
CONSTANTLY CENTERS THE TRAILER**



BLUE OX

Recreational & Commercial
Towing Products

Image: A travel trailer connected to a tow vehicle on a winding road, demonstrating how the hitch evenly distributes weight over the axles for improved stability.

OPERATION

Connecting the Hitch:

1. Ensure the hitch is properly installed on your tow vehicle.
2. Back your tow vehicle to align the hitch ball with the trailer coupler.
3. Lower the trailer coupler onto the hitch ball and secure the coupler latch.
4. Connect safety chains and the trailer's electrical umbilical cord.
5. Engage the spring bars with the L-brackets, ensuring they are securely seated.

Driving with the TrackPro:

- The TrackPro system is designed to provide continuous sway control and weight distribution.

- Drive at appropriate speeds for towing and road conditions.
- The built-in Soft Ride Technology helps absorb road shock for a smoother experience.

Backing Up:

One of the advantages of the TrackPro system is that it allows you to back up your trailer without needing to disconnect the weight distribution spring bars, unlike some other systems.



BLUE OX

Recreational & Commercial
Towing Products

Image: A tow vehicle pulling a large recreational vehicle (RV) on a highway, illustrating the system's ability to augment the suspensions of both the tow vehicle and trailer for improved handling.

MAINTENANCE

Regular maintenance ensures the longevity and safe operation of your Blue Ox TrackPro hitch.

- **Inspection:** Before each trip, inspect all components for wear, damage, or loose fasteners. Pay close attention to the hitch head, spring bars, L-brackets, and all pins and clips.

- **Lubrication:** Lubricate the hitch ball and the points where the spring bars connect to the hitch head and L-brackets as recommended by Blue Ox. Use a high-quality, water-resistant grease.
- **Cleaning:** Keep the hitch components clean from dirt, rust, and road grime. A mild soap and water solution can be used, followed by thorough drying.
- **Torque Checks:** Periodically check the torque on all bolts, especially those securing the hitch head to the shank and the L-brackets to the trailer frame. Refer to the official manual for specific torque values.



BLUE OX

Recreational & Commercial
Towing Products

Image: A travel trailer parked with the rigid L-brackets visible on its frame, which provide additional points of sway controlling friction for the weight distribution system.

TROUBLESHOOTING

If you encounter issues with your TrackPro hitch, consider the following common troubleshooting steps:

- **Excessive Noise:** Ensure all contact points are properly lubricated. Check for loose bolts or worn components. Some noise can be normal during initial use or sharp turns.

- **Trailer Sway:** Verify that the weight distribution is correctly set up and the spring bars are adequately tensioned. Ensure tire pressures on both the tow vehicle and trailer are correct. Check for proper loading of the trailer, with heavier items positioned over the axles.
- **Improper Weight Distribution/Leveling:** Re-evaluate the initial setup. Adjust the number of chain links engaged on the L-brackets to achieve a level tow vehicle and trailer. Ensure the hitch head angle is correctly set.
- **L-Bracket Movement:** If L-brackets are twisting or moving on the trailer frame, ensure all bolts are tightened to the manufacturer's specified torque. Consult Blue Ox support if the issue persists, as frame variations can sometimes affect bracket stability.

For persistent issues or complex problems, contact Blue Ox customer support or a certified RV technician.







SPECIFICATIONS


Feature	Specification
Brand	Blue Ox
Model Number	BXW0850
Maximum Tongue Weight (TW)	800 lbs
Maximum Gross Trailer Weight (GTW)	8,000 lbs
Vehicle Service Type	Trailer
Material	Alloy Steel
Finish Type	Powder Coated
Item Weight	95 Pounds
Product Dimensions	16 x 12 x 7 inches
UPC	798459092942

SUPPORT AND WARRANTY

For technical assistance, replacement parts, or warranty inquiries, please contact Blue Ox customer support directly. Keep your purchase receipt and product model number (BXW0850) readily available when contacting support. You can find contact information and detailed warranty terms on the official [Blue Ox website](#).



 <p>Standard Hitch Head w/ Clamp-On Rotating Latches</p> <p>NOTE: A minimum tongue weight of 200 lbs. is required.</p> <p>THANK YOU!</p> <p>For your safety, please read the instructions carefully before attempting to install or use this hitch. Improper use may result in damage to your vehicle and/or injury to you or others. Please read the instructions carefully before attempting to install or use this hitch.</p> <p>Page 1 of 2</p>	<p>Blue Ox SwayPro Hitch: Owner's Manual and Installation Guide</p> <p>Comprehensive guide for installing and operating the Blue Ox SwayPro weight distribution and sway control hitch. Includes features, FAQs, troubleshooting, maintenance, parts lists, and warranty information.</p>
 <p>WARNING</p> <p>WARNING</p> <p>Page 1 of 2</p>	<p>Blue Ox BXR7200 Super Ride 20K 5th Wheel Hitch Installation Guide</p> <p>Comprehensive installation instructions for the Blue Ox BXR7200 Super Ride 20K 5th Wheel Hitch. Learn how to safely install, maintain, attach, and detach trailers, and utilize the slider feature for optimal towing with industry standard bed rails.</p>
 <p>WARNING</p> <p>Page 1 of 2</p>	<p>Blue Ox BX3332 Installation Instructions for Saturn Vue and Chevy Captiva Sport</p> <p>Detailed installation guide for the Blue Ox BX3332 baseplate, designed for 2008-2010 Saturn Vue/Redline and 2012-2014 Chevy Captiva Sport vehicles. Includes tools required, parts list, step-by-step instructions, and safety warnings.</p>
 <p>Have an Adventure</p> <p>Page 1 of 2</p>	<p>Blue Ox BX7420 Avail Tow Bar: Operator Manual & Installation Guide</p> <p>Comprehensive operator manual and installation guide for the Blue Ox BX7420 Avail Tow Bar, a Class IV tow bar with a 10,000 lb towing capacity. Includes safety instructions, installation steps, maintenance, replacement parts, and warranty information.</p>
 <p>WARNING</p> <p>Page 1 of 2</p>	<p>Blue Ox BX1128 Baseplate Installation Guide for Dodge Durango & Jeep Grand Cherokee</p> <p>Comprehensive installation instructions for the Blue Ox BX1128 baseplate, compatible with 2011-2013 Dodge Durango and 2011-2022 Jeep Grand Cherokee models. Includes parts, tools, and safety guidelines.</p>
 <p>WARNING</p> <p>Page 1 of 2</p>	<p>Blue Ox BX2715 Installation Instructions for 2010-2013 Kia Soul</p> <p>Detailed installation guide for the Blue Ox BX2715 baseplate, designed for 2010-2013 Kia Soul models. Includes tools, parts, torque specifications, and safety warnings for proper vehicle towing setup.</p>




[\[pdf\]](#) User Manual Owner's Manual Instructions

Blue Ox TrackPro Weight Distribution Hitch With Sway Control Installation Instructions BXW0850 8 000
Lbs rvupgradestore v vspfiles assets |||

TrackPro™ Owner s Manual Installation Instructions Serial Number Standard Hitch Head w/ L Brackets **BXW0850** 800 lbs. maximum tongue weight capacity BXW1050 1000 lbs. maximum tongue weight capacity BXW1350 1300 lbs. maximum tongue weight capacity *2-5/16 x 13K rated chrome plated hitch ball included with each kit...

lang:en score:45 filesize: 939.46 K page_count: 10 document date: 2020-07-10



[\[pdf\]](#) User Manual Owner's Manual Instructions

TrackPro™ Blue Ox 28 giu 2022 — Owner s Manual Installation Instructions coupling the trailer to hitch head tow vehicle squats and front of dips BXW0650085010501350 1 blueox 2021 09 |||

Please visit www.blueox.com for the latest version of these installation instructions. TrackPro™ Owner s Manual Installation Instructions Serial Number Standard Hitch Head w/ L Brackets BXW0650 600 lbs. maximum tongue weight capacity **BXW0850** 800 lbs. maximum tongue weight capacity BXW1050 1000 ...


lang:en score:43 filesize: 925.37 K page_count: 11 document date: 2022-06-28



[\[pdf\]](#) User Manual Owner's Manual Guide Accessories Catalog

Blue Ox Catalog 2021 Heartland Owners Manuals Products Guide blueox 20 août 2020 — and allows manual input for braking response In cab controller If you have a hybrid vehicle Patriot 3 will get on the road checks brake pressure to ensure proper setup 11 BLUE OX PRODUCTS Off Road Bumper Adapters BX88357 Adapter Kit 7 8 Pin manuals heartlandowners org Manufacturer Catalogs Collections Products Guide blueox.com Contents 2 Company History 4 Weight Distributing Hitches 5 Hitch A ... aster with additional points of friction. Standard Shank 2 Ball BXW0650 600 lbs. 2-5/16 Ball **BXW0850** 800 lbs. BXW1050 1000 lbs. BXW1350 1300 lbs. 9-Hole Shank BXW0851 BXW1051 BXW1351 800 l...


lang:en score:42 filesize: 9.04 M page_count: 20 document date: 2021-04-07



[\[pdf\]](#) User Manual Owner's Manual Instructions

64dd95f6ab0de digital assets partshub FDRW ||| ||| Please visit www.blueox.com for the latest version of these installation instructions. TrackPro™ Owner s Manual Installation Instructions Serial Number Standard Hitch Head w/ L Brackets BXW0650 600 lbs. maximum tongue weight capacity BXW08 Please visit www.blueox.com for the latest version of these installation instructions. TrackPro™ Owner s Manual Installation Instructions Serial Number Standard Hitch Head w/ L Brackets BXW0650 600 lbs. maximum tongue weight capacity **BXW0850** 800 lbs. maximum tongue weight capacity BXW1050 1000 ...

lang:en score:38 filesize: 925.75 K page_count: 11 document date: 2022-10-12



[\[pdf\]](#) User Manual Owner's Manual Instructions


Installation Instructions Blue Ox BXW1350 TrackPro Standard Shank 7 Hole DMZOONE

BXW0650085010501350 v 1638894658 cdn shopify s files 1 0463 8271 0952 |||

Please visit www.blueox.com for the latest version of these installation instructions.

TrackPro™ Owner s Manual Installation Instructions Serial Number Standard Hitch Head w/ L Brackets BXW0650 600 lbs. maximum tongue weight capacity **BXW0850** 800 lbs. maximum tongue weight capacity BXW1050 1000 ...

lang:en **score:37** filesize: 1.23 M page_count: 11 document date: 2021-09-14




[\[pdf\]](#) User Manual Owner's Manual Instructions

Serial Number Blue Ox Strong as an manual for proper hitch set up instructions Also it is recommended optimal towing performance to the ball height 2 higher than top trailer coupler Note For vehicle s manufactured with integrated sway control please reference Trailer Towing section of your owner on how disable this system 4 TrackPro 7 Inch and 9 Shank Installation Instructions Owners Manual blueox 2021 02 Owner nstallation nstructions 405 0708 Rev E Page 10 5 21 Welcome Ox® Family The TrackPro™ a revolutionary that not only handles weight distribution but prevention well by THANK YOU purchasing from Please read insure installation simple trouble free possible Keep sales receipt

TrackPro™ Owner s Manual Installation Instructions Serial Number Standard Hitch Head w/ L Brackets BXW0650 600 lbs. maximum tongue weight capacity **BXW0850** 800 lbs. maximum tongue weight capacity BXW1050 1000 lbs. maximum tongue weight capacity BXW1350 1300 lbs. maximum tongue weight capacity *2...

lang:en **score:35** filesize: 1.44 M page_count: 22 document date: 2021-02-22



[\[pdf\]](#) User Manual Owner's Manual Instructions


Installation Instructions Blue Ox BXW1353 TrackPro Standard Shank 7 Hole w Longer L Brackets

DMZOONE BXW0653085310531353 v 1638906313 cdn shopify s files 1 0463 8271 0952 |||

Please visit www.blueox.com for the latest version of these installation instructions.

TrackPro™ Ow ... ball included with the BXW0650 kit *2-5/16 x 13K rated chrome plated hitch ball included with the **BXW0850**, BXW1050, and BXW1350 kits *Fits on trailer frames that are 3-6 tall THANK YOU for purcha...

lang:en **score:33** filesize: 1.23 M page_count: 11 document date: 2021-09-14



[\[pdf\]](#) User Manual Owner's Manual Instructions

TrackPro assets rigidhitch Blue Ox |||

Please visit www.blueox.com for the latest version of these installation instructions.

TrackPro™ Owner s Manual Installation Instructions Serial Number Standard Hitch Head w/ L Brackets BXW0650 600 lbs. maximum tongue weight capacity **BXW0850** 800 lbs. maximum tongue weight capacity BXW1050 1000 ...

lang:en score:26 filesize: 1.7 M page_count: 33 document date: 2021-08-10




[\[pdf\]](#) Accessories Catalog

Blue Ox Catalog BXW0750 S SwayPro Weight Distributing Hitch 9 Hole Shank LIEOP 2022 Hitches v 1638843171 cdn shopify s files 1 0463 8271 0952 |||

2 Blue Ox Products Contents Blue Ox Products 3 04 Blue Ox 06 Hitches 08 SwayPro 12 TrackPro 16 2-P ... itional points of sway controlling friction. Blue Ox Products 13 7-Hole Shank Kits Mfg # BXW0650 **BXW0850** BXW1050 BXW1350 Features 7-Hole Shank, 2 Ball Standard Hitch Head, Standard L-Brackets 7-H...

lang:en score:23 filesize: 2.04 M page_count: 12 document date: 2021-11-02




[\[pdf\]](#) User Manual Owner's Manual Instructions

BXW0650085010501350 9 blueox 2020 08

TrackPro™ Owner s Manual Installation Instructions Serial Number Standard Hitch Head w/ L Brackets BXW0650 600 lbs. maximum tongue weight capacity **BXW0850** 800 lbs. maximum tongue weight capacity BXW1050 1000 lbs. maximum tongue weight capacity BXW1350 1300 lbs. maximum tongue weight capacity *2...

lang:en score:18 filesize: 935.45 K page_count: 10 document date: 2020-08-10



[pdf] User Manual Owner's Manual Installation Guide Instructions

6e9db8e6288beb904a7c0f2408b2eeeea uwp static s3 amazonaws assets development BXW0650 0850 1050 1350 install |||

Please visit www.blueox.com for the latest version of these installation instructions.

TrackPro™ Owner s Manual Installation Instructions Serial Number Standard Hitch Head w/ L Brackets BXW0650 600 lbs. maximum tongue weight capacity **BXW0850** 800 lbs. maximum tongue weight capacity BXW1050 1000 ...

lang:en score:18 filesize: 907.26 K page_count: 11 document date: 2022-05-27




[pdf]

TrackPro On the Level distributes trailer tongue weight evenly to tow vehicle Stay on Track prevents sway caused by bad roads wind from passing vehicles or 4 Page Digital blueox 2020 07

TrackPro™ On the Level TrackPro distributes the trailer tongue weight evenly to the tow vehicle. ... Attach the spring bars to the L-Brackets. Go. Backup without disconnecting. Standard 7-Hole Shank **BXW0850** 850 lbs. Tongue Weight BXW1050 1000 lbs Tongue Weight BXW1350 1300 lbs. Tongue Weight 9-Hol...

lang:en score:17 filesize: 2.35 M page_count: 3 document date: 2020-07-17



[pdf] User Manual Owner's Manual Instructions

BXW0650085010501350 blueox s3 amazonaws 2023 04 14093809 |||

Please visit www.blueox.com for the latest version of these installation instructions.

TrackPro™ Owner s Manual Installation Instructions Serial Number Standard Hitch Head w/ L Brackets BXW0650 600 lbs. maximum tongue weight capacity **BXW0850** 800 lbs. maximum tongue weight capacity BXW1050 1000 ...

lang:en score:17 filesize: 962.4 K page_count: 11 document date: 2023-09-28




[pdf] Accessories

tuLG29tVUkEk 3 21Blue Ox Towing Swaypro Weight Distributing Hitch 750 Lb Clamp On 9 Hole Shank Thoroughbred DieseltuLG29tVUkEk 21thoroughbreddiesel assets 1 21 |||

2 Blue Ox Products Contents Blue Ox Products 3 04 Blue Ox 06 Hitches 08 SwayPro 12 TrackPro 16 2-P ... itional points of sway controlling friction. Blue Ox Products 13 7-Hole Shank Kits Mfg # BXW0650 **BXW0850** BXW1050 BXW1350 Features 7-Hole Shank, 2 Ball Standard Hitch Head, Standard L-Brackets 7-H...

lang:en score:17 filesize: 2.04 M page_count: 12 document date: 2021-11-02




[\[pdf\]](#) User Manual Owner's Manual Installation Guide Instructions

10f29e317147f475d784d3e88f45775f uwp static s3 amazonaws assets production BXW0653 0853 1053 1353 install |||

Please visit www.blueox.com for the latest version of these installation instructions.

TrackPro™ Ow ... ball included with the BXW0650 kit *2-5/16 x 13K rated chrome plated hitch ball included with the **BXW0850**, BXW1050, and BXW1350 kits *Fits on trailer frames that are 3-6 tall THANK YOU for purcha...

lang:en score:15 filesize: 1003.68 K page_count: 11 document date: 2022-05-27



[\[pdf\]](#) User Manual Owner's Manual Instructions

tulg29tvukek 2 41 thoroughbreddiesel assets 1 |||

Please visit www.blueox.com for the latest version of these installation instructions.

TrackPro™ Ow ... ball included with the BXW0650 kit *2-5/16 x 13K rated chrome plated hitch ball included with the **BXW0850**, BXW1050, and BXW1350 kits *Fits on trailer frames that are 3-6 tall THANK YOU for purcha...

lang:en score:15 filesize: 1022.12 K page_count: 11 document date: 2022-10-12



[Rigid Hitch 2022 Catalog: Trailer Hitches & Vehicle Accessories](#)

Explore the comprehensive 2022 Rigid Hitch catalog featuring a wide range of trailer hitches, truck accessories, RV parts, and vehicle application guides from leading brands like Draw-Tite, Curt Manufacturing, and B&W. Find the perfect hitch for your towing needs across numerous vehicle makes and models.

lang:en score:14 filesize: 8.83 M page_count: 324 document date: 2022-05-25



[2021 RV & MH Parts & Accessories Catalog - Northern Wholesale Supply](#)

Explore the 2021 Northern Wholesale Supply catalog featuring a comprehensive range of RV and MH parts and accessories, including Dometic awnings, electrical components, and sanitation solutions for recreational vehicles.

lang:en score:11 filesize: 328.58 M page_count: 1307 document date: 2021-02-09