

Lexon LH59N

Lexon OBLIO Qi Wireless Charger and Phone Sanitizer Instruction Manual

PRODUCT OVERVIEW

The Lexon OBLIO is a dual-function device designed to wirelessly charge your smartphone and sanitize it using UV-C light. It offers a convenient solution for maintaining device hygiene and power.

Key Features:

- **Dual Functionality:** Wireless charging and UV sanitization.
- **Fast Charging:** Qi-certified 10W fast charging.
- **Smart Sanitization:** UV-C light eliminates up to 99.9% of surface bacteria in 20 minutes.
- **Compact Design:** Space-saving 2-in-1 solution.
- **Screen Break:** Provides a dedicated place to store and disinfect your phone.



Image: The Lexon OBLIO device in black, shown with its product packaging, highlighting its wireless charging and UV sanitizing capabilities.

Video: An overview of the OBLIO device, showcasing its design and primary functions as a wireless charger and UV sanitizer.

SETUP GUIDE

Unboxing:

- Carefully remove the Lexon OBLIO device from its packaging.
- Verify that all included components are present: the OBLIO unit and a USB-C cable.

Power Connection:

- Connect the provided USB-C cable to the USB-C input port located on the back of the OBLIO device.
- Connect the other end of the USB-C cable to a DC 9V 2A USB power adapter or a Quick Charge 3.0 power adapter (not included).
- Plug the power adapter into a wall outlet.
- The device is now ready for use.

AWARD WINNER TWICE !



Image: The Lexon OBLIO device positioned on a wooden desk, illustrating its aesthetic integration into a home or office environment.

OPERATING INSTRUCTIONS

Wireless Charging and Sanitization:

- Place your Qi-compatible smartphone vertically into the OBLIO unit. Ensure the phone is properly seated for optimal charging and sanitization.
- The device will automatically begin wireless charging (up to 10W) and initiate the UV sanitization cycle.
- The sanitization cycle lasts approximately 20 minutes, eliminating up to 99.9% of surface bacteria.
- A full charge for your device typically takes around 3 hours.

Sanitizing Other Items:

- The OBLIO is primarily designed for smartphones. For other small items, ensure they fit within the unit and are non-porous. Place them inside the unit to initiate the sanitization cycle.



FAST CHARGE YOUR PHONE

Fully charged in 3h with inductive charging Qi

Image: A smartphone is shown inside the OBLIO, indicating 50% charge and the active wireless charging feature.

Video: A demonstration on how to properly use the OBLIO device for optimal charging and sanitization.

MAINTENANCE

Cleaning the Device:

- Ensure the device is unplugged before cleaning.
- Wipe the exterior of the OBLIO with a soft, dry cloth. Avoid using abrasive cleaners or solvents.
- Do not immerse the device in water or any other liquid.

UV-C Light Care:

- The UV-C lights are designed for long-term use. If replacement is ever necessary, consult Lexon customer support.

TROUBLESHOOTING

Device Not Charging/Sanitizing:

- Ensure the USB-C cable is securely connected to both the OBLIO and the power adapter, and that

the adapter is plugged into a working outlet.

- Verify that your smartphone is Qi-compatible and correctly positioned within the OBLIO unit.
- Check if your phone case is too thick or contains metal, which might interfere with wireless charging. Remove the case if necessary.

Incomplete Charging:

- Some users have reported incomplete charging overnight. Ensure a compatible DC 9V 2A or Quick Charge 3.0 power adapter is used. The device is designed to fully charge in approximately 3 hours.

Phone Not Fitting:

- The OBLIO is designed to accommodate most smartphones, including larger models. However, some very bulky cases might prevent proper fit. Try removing the phone case.

FITS ALL SMARTPHONES




Image: The Lexon OBLIO device shown in three different colors (beige, blue, black) with its dimensions (6.8 inches height, 5.3 inches width) to illustrate phone compatibility.

PRODUCT SPECIFICATIONS

General:

- **Brand:** Lexon
- **Model:** LH59N
- **Color:** Black

- **Product Dimensions:** 2.76 x 2.76 x 6.89 inches
- **Item Weight:** 15.4 ounces
- **Date First Available:** July 9, 2020

Charging:

- **Connector Type:** Wireless
- **Input Voltage:** 9 Volts (DC)
- **Amperage:** 2 Amps
- **Total USB Ports:** 1 (USB-C for power input)
- **Special Features:** Charging Indicator, Fast Charging, Wireless Charging
- **Compatible Devices:** Apple iPhone 8, X, 11, SE, 12, 13, 14, 15 Series; Google Pixel 3, 3 XL, 4, 4 XL, 5, 6, 6 Pro, 7, 7 Pro; Google Nexus 4, 5, 6; Huawei Mate 30 (Pro), 40 Pro, 50 Pro, 60 Pro (Pro+), P30 (Pro), P40 Pro (Pro+), Mate 20 Pro, Mate RS; LG V50, V50 ThinQ, V40 ThinQ, G7 ThinQ, G8 ThinQ, V30 (Plus), Optimus F5, Wing, Velvet; Nokia 9 PureView, 8 Sirocco, Lumia 1520, 930, 929, Icon 920, 830, 735; OnePlus 8T, 10 (Pro), 9 (Pro), 8 (Pro); Oppo Find X3 (Pro), X5 (Pro); Samsung Galaxy S23, S23+ (Plus), S23 Ultra, S22, S22+ (Plus), S22 Ultra, S21, S21+ (Plus), S21 Ultra, Note 20, Note 20 Ultra, S10e, S10, S10+ (Plus), S9, S9+ (Plus), S8, S8+ (Plus), S7, edge, S6, edge, edge+, Z Flip 1/2/3/4*, Z Fold 2/3/4*, Note 10, Note 10+ (Plus), Note 5, Galaxy Note 7, 8, 9; Sony Xperia Z3V, Z4V, XZ3, XZ2; Xiaomi 12 (Pro), Mi 10 (Pro), 10i, 10S, Mi 11 (Pro), 11 Ultra, Mi 9 SE.



Sanitization:

- **UV-C Light:** Eliminates up to 99.9% of surface bacteria.
- **Sanitization Cycle:** 20 minutes.

WARRANTY AND SUPPORT

For warranty information or technical assistance, please contact Lexon customer support directly. Refer to the official Lexon website or the product packaging for contact details.

Related Documents - LH59N

	<p>Lexon City Energy Pro: 10W Wireless Charger & 3W Bluetooth Speaker User Manual</p> <p>Comprehensive user manual for the Lexon City Energy Pro, a 3-in-1 device featuring a 10W Qi wireless charger, a 3W Bluetooth speaker with dual microphones, and environmental noise cancelling. Learn how to set up, pair, use hands-free features, and troubleshoot.</p>
	<p>Lexon Oslo Energy+ 10W Wireless Charger & 5W Bluetooth Speaker User Manual</p> <p>Comprehensive user manual for the Lexon Oslo Energy+, featuring a 10W Qi-certified wireless charger and a 5W Bluetooth speaker. Learn about setup, pairing, features, safety, and specifications.</p>



LR153
MINA SUNRISE

Design by Francesco Simoni & D. Andrea Giamberini

[Lexon Mina Sunrise LR153 Wake-Up Light & Alarm Clock - User Manual](#)

Comprehensive user manual for the Lexon Mina Sunrise LR153, a versatile wake-up light and alarm clock. Learn about its features, settings, safety precautions, and specifications.



[Lexon LR153 Mina Sunrise Wake-Up Light & Alarm Clock - User Guide](#)

Comprehensive guide for the Lexon LR153 Mina Sunrise, a rechargeable wake-up light and alarm clock with sunset simulation. Learn how to set up, use features, and view specifications.



[LEXON TYKHO 3 Portable Bluetooth Speaker User Manual](#)

Detailed user guide for the LEXON TYKHO 3 portable Bluetooth speaker, covering charging, radio tuning, Bluetooth pairing, and technical specifications.



LH70
BUBBLE LAMP

Design by Alain Berthou

[Lexon LH70 Bubble Lamp User Manual and Specifications](#)

Comprehensive guide for the Lexon LH70 Bubble Lamp, detailing product overview, safety precautions, installation, features, wireless and wired charging, and technical specifications. Includes compliance information for EU and UK.