



Manuals.plus /

- › Anker /
- › Anker Multipurpose Cord Keeper (Model A8891) Instruction Manual

Anker A8891

Anker Multipurpose Cord Keeper (Model A8891) Instruction Manual

Brand: Anker
Model: A8891

PRODUCT OVERVIEW

The Anker Multipurpose Cord Keeper is designed to help you organize and declutter your workspace by securely holding various cables. It features a strong adhesive base and magnetic clips to keep your charging cables and other wires neatly in place.

Keep your desk clutter-free for a clean, ordered workspace with this efficient cable management solution.

Magnetic Desktop Cable Organizer



Image: The Anker Multipurpose Cord Keeper in use, neatly organizing several cables on a desktop.

SETUP AND INSTALLATION

Installing your Anker Multipurpose Cord Keeper is a simple three-step process:

1. **Clean the Surface:** Choose a smooth, flat surface (such as wood, marble, metal, or glass) where you want to install the cable holder. Clean the area thoroughly with a dry cloth to ensure it is free of dust and debris.
2. **Remove Adhesive Tape:** Carefully peel off the protective tape covering the rear adhesive of the cable manager.
3. **Place and Secure:** Firmly press the cable holder onto your chosen surface. Apply pressure for a few seconds to ensure strong adhesion.

The strong adhesive ensures the holder stays in place, providing a stable base for your cables.




Image: Visual guide demonstrating the three easy steps for installing the cord keeper.


Strong Adhesive Sticks to Smooth Surfaces



Wood



Glass



Metal



Ceramic Tile

Image: The adhesive backing is shown, highlighting its ability to stick to diverse smooth surfaces.

OPERATING INSTRUCTIONS

The Anker Multipurpose Cord Keeper is designed for efficient cable organization. It includes a built-in magnet for Lightning cables and five magnetic clips for any 3.5 mm cable.

- **Secure Cables:** Insert your cables into the magnetic clips. The clips are designed to hold cables with a diameter of up to 3.5 mm.
- **Magnetic Attachment:** The clips will magnetically attach to the main holder, keeping your cables from falling off your desk or getting tangled.
- **Adjustable Positioning:** The magnetic clips can be moved along the base to accommodate different cable lengths and arrangements, allowing for flexible organization.

Your browser does not support the video tag.

Video: A demonstration of how the Anker Magnetic Cord Holder helps declutter a desk by keeping cables organized and accessible.

Your browser does not support the video tag.

Video: A review showcasing the functionality and ease of use of the Anker Multipurpose Cord Keeper with its five clips.



Image: A visual comparison illustrating the effectiveness of the cord keeper in transforming a cluttered space into an organized one.

MAINTENANCE

The Anker Multipurpose Cord Keeper is designed for long-term use and easy maintenance:

- **Restick and Reuse:** If you need to relocate your cable manager, simply remove it from the surface.

- **Wash Adhesive:** Wash the adhesive backing with water and allow it to air dry completely. This will restore its stickiness.
- **Reapply:** You can restick the cable holder a maximum of 10 times after washing the adhesive. The adhesive is designed to leave no residue behind when removed from a surface.




Image: Instructions for cleaning and reusing the adhesive backing of the cord keeper.

TROUBLESHOOTING

Problem: Cables do not hold securely.

Possible Cause: The cable diameter exceeds 3.5 mm, or the magnetic hold is insufficient for

thicker/braided cables.

Solution: Ensure that the cables you are using have a diameter of 3.5 mm or less. For braided or heavier cables, the magnetic clips may not provide optimal retention. Consider alternative cable management solutions for such cables.

Problem: Adhesive is not sticking to the surface.

Possible Cause: The surface was not properly cleaned, or it is not a suitable smooth surface.

Solution: Before application, thoroughly clean the chosen surface with a dry cloth to remove any dust or oils. Ensure the surface is smooth, such as wood, marble, metal, or glass. Vertical surfaces are not recommended for optimal long-term adhesion.

PRODUCT SPECIFICATIONS

Feature	Detail
Brand	Anker
Model Number	A8891
Color	Blue
Material	Magnetic Material
Product Dimensions	3.48"L x 1.61"W
Number of Pieces	2 (Cord Keepers)
Cable Compatibility	Cables with diameter ≤ 3.5 mm (e.g., Lightning, USB-C, Micro Cables)
Installation Type	Self-Adhesive
Adhesive Reusability	Washable, reusable up to 10 times

WARRANTY INFORMATION

The Anker Multipurpose Cord Keeper (Model A8891) comes with an **18-month warranty** from the date of purchase. Please retain your proof of purchase for warranty claims. For detailed terms and conditions, refer to the official Anker website or contact customer support.

CUSTOMER SUPPORT

For any questions, concerns, or technical assistance regarding your Anker Multipurpose Cord Keeper, please visit the official Anker support website or contact their customer service team. You can find contact information and FAQs on the Anker website.