

Elitech STC-1000WiFi-TH

Elitech STC-1000WiFi Pro TH Temperature and Humidity Controller

MODEL: STC-1000WiFi-TH

Brand: Elitech

PRODUCT OVERVIEW

The Elitech STC-1000WiFi Pro TH is an advanced temperature and humidity controller designed for precise environmental management. It features dual relay outputs for simultaneous control of heating/cooling and humidifying/dehumidifying devices, making it ideal for various applications such as reptile habitats, aquariums, homebrewing, and more. With WiFi connectivity, you can remotely monitor and adjust settings via the Elitech iCold platform or mobile app, ensuring optimal conditions at all times.

- **WIFI REMOTE MONITORING:** Control temperature through the Elitech iCold platform or APP, detect data at any time, with clear data charts and free APP usage.
- **DUAL RELAY OUTPUT:** Connect two devices simultaneously; WORK1 for temperature control and WORK2 for humidity control.
- **WIDE TEMPERATURE CONTROL RANGE:** Integrated temperature and humidity sensor with a temperature control range of 23°F~158°F and humidity control range of 5%RH~99%RH. Automatically cools or heats, humidifies or dehumidifies based on configured parameters.
- **TEMPERATURE ALARM:** Set custom temperature thresholds. An audible buzzer alarm activates if the temperature exceeds or falls below the set range. Supports email and SMS alarms.
- **MULTI-FUNCTION:** Includes power-off memory, start-up delay, temperature/humidity calibration, temperature unit (°C/°F) selection, and continuous humidity working time settings.



Figure 1: Elitech STC-1000WiFi Pro TH Temperature and Humidity Controller with its integrated sensor and dual power outlets.

SETUP GUIDE

1. Initial Connection

Plug the controller into a standard 110V power outlet. The display will illuminate, showing current temperature and humidity readings. Connect your heating/cooling device to the "WORK1" outlet and your humidifying/dehumidifying device to the "WORK2" outlet.

Big and Bigger

Easy to Read



Figure 2: The controller features pre-wired outlets for easy plug-and-play setup.

2. WiFi Configuration

To enable remote monitoring and control, connect your controller to your WiFi network using the Elitech iCold app. Ensure your mobile device is connected to a 2.4GHz WiFi network during the setup process, as 5GHz networks are not supported.

Your browser does not support the video tag.

Video 1: Step-by-step guide on how to add and connect your Elitech STC-1000WiFi Pro TH to the Elitech iCold app for remote monitoring.

Reliable Controller



Figure 3: Real-time monitoring of temperature and humidity via the Elitech iCold app.

OPERATING INSTRUCTIONS

1. Setting Temperature and Humidity Parameters

To set the desired temperature (TS) and humidity (HS) values, press and hold the **SET** button for 3 seconds until the setting mode is activated. Use the up and down arrow buttons to navigate through parameters and adjust values. Press **SET** again to confirm and move to the next parameter, or hold **SET** for 3 seconds to exit the setting mode.



Figure 4: Detailed steps for setting humidity parameters (HS and HD) on the controller.

2. Alarm and Mute Function

The controller features an audible alarm that activates when temperature or humidity levels exceed or fall below your set thresholds. To mute the alarm, simply press any button on the device. Email and SMS alerts can also be configured via the Elitech iCold app.

Your browser does not support the video tag.

Video 2: Demonstration of the alarm function and how to mute it on the Elitech controller.

3. Display Backlight Settings

You can adjust the display backlight settings. To keep the display on continuously, set the 'BL' parameter to 0. Refer to the user manual for detailed instructions on accessing and modifying this parameter.

Your browser does not support the video tag.

Video 3: Instructions on how to set the 'BL' parameter to keep the display on continuously.

MAINTENANCE

To ensure optimal performance and longevity of your Elitech STC-1000WiFi Pro TH controller, regular maintenance is recommended:

- **Cleaning:** Wipe the controller and sensor with a soft, damp cloth. Do not use abrasive cleaners or immerse the unit in water.
- **Sensor Care:** Keep the temperature and humidity sensor clean and free from debris. Avoid exposing the sensor directly to water or extreme physical impact.
- **Cable Inspection:** Periodically check all cables and connections for any signs of wear, damage, or loose fittings.

TROUBLESHOOTING

If you encounter issues with your Elitech STC-1000WiFi Pro TH, refer to the following common troubleshooting steps:

- **Device Not Connecting to WiFi:**
 - Ensure your WiFi network is 2.4GHz. The controller does not support 5GHz networks.
 - Verify that the WiFi signal strength is adequate in the controller's location.

- Double-check the WiFi password entered in the app.
- Restart both the controller and your WiFi router.

- **Inaccurate Readings:**

- Ensure the sensor is clean and not obstructed.
- Perform a temperature or humidity calibration if necessary (refer to the full user manual for calibration procedures).

- **Alarm Constantly Triggering:**

- Review your set temperature and humidity thresholds (TS, HS, TD, HD) to ensure they are appropriate for your application.
- Check if the connected devices (heater, cooler, humidifier, dehumidifier) are functioning correctly.

- **Device Resetting to Factory Defaults:**

- Ensure stable power supply to the unit. Power fluctuations can sometimes cause resets.
- If the issue persists, contact Elitech customer support.

SPECIFICATIONS







Feature	Value
Display Type	LCD
UPC	757233346534
Manufacturer	Elitech
Package Dimensions	8.62 x 6.22 x 3.43 inches
Item Weight	1.32 pounds
Item Model Number	STC-1000WiFi-TH
Batteries Required	No
Color	Black
Brand	Elitech
Voltage	110 Volts
Material	Plastic

WARRANTY AND SUPPORT

Elitech provides a standard manufacturer's warranty for the STC-1000WiFi Pro TH controller. For detailed warranty information, technical support, or service inquiries, please visit the official Elitech website or contact their customer service directly. Keep your purchase receipt for warranty claims.

For further assistance, you may refer to the official user manual available as a PDF document [Elitech STC-1000WiFi Pro TH User Manual \(PDF\)](#).

Related Documents - STC-1000WiFi-TH

	<p>Elitech STC-1000Pro/STC-1000WiFi Smart Temperature Controller User Manual</p> <p>User manual for the Elitech STC-1000Pro and STC-1000WiFi smart digital temperature controllers. Covers features, display, operation, parameter settings, installation, error codes, and app integration for precise temperature management.</p>
	<p>Elitech STC-1000Pro/STC-1000WiFi Smart Temperature Controller User Manual Features, Operation, Setup</p> <p>User manual for Elitech STC-1000Pro and STC-1000WiFi smart digital temperature controllers. Learn about features, operation, parameter settings, installation, troubleshooting, and app connectivity for precise temperature management.</p>
	<p>Elitech Industrial Refrigeration and Process Temperature Control Solutions</p> <p>Elitech offers a comprehensive range of temperature control solutions for industrial refrigeration and process applications. This document details various thermostats, electrical control panels, and all-purpose protectors, highlighting their features, technical specifications, and application scenarios.</p>
	<p>Elitech STC-1000Pro TH / STC-1000WIFI TH Intelligent Temperature and Humidity Controller User Manual</p> <p>User manual for the Elitech STC-1000Pro TH and STC-1000WIFI TH Intelligent Temperature and Humidity Controllers. Covers features, operation, parameter settings, functions, installation, alarms, and technical specifications.</p>
	<p>Elitech Digital Temperature Controller Product Selection Guide - Comprehensive Overview</p> <p>Explore Elitech's range of digital temperature controllers, including ECS, EK, STC, and ETC series. Find detailed specifications, features, and wiring diagrams for refrigeration, heating, and industrial applications.</p>
	<p>Elitech STC-1000HX-02 Microcomputer Temperature Controller User Manual</p> <p>User manual for the Elitech STC-1000HX-02 Microcomputer Temperature Controller, detailing specifications, operation, wiring, and safety precautions for temperature control applications.</p>

