

tractive TRNJA4

Tractive GPS Tracker & Health Monitoring for Dogs - User Manual

Model: TRNJA4

INTRODUCTION

The Tractive GPS Tracker & Health Monitoring device provides real-time location tracking and comprehensive health insights for your dog. This manual will guide you through the setup, operation, maintenance, and troubleshooting of your Tractive GPS Tracker to ensure optimal performance and peace of mind.



Image: The Tractive GPS Tracker packaging, a smartphone displaying the tracking app, and the compact tracker device itself.

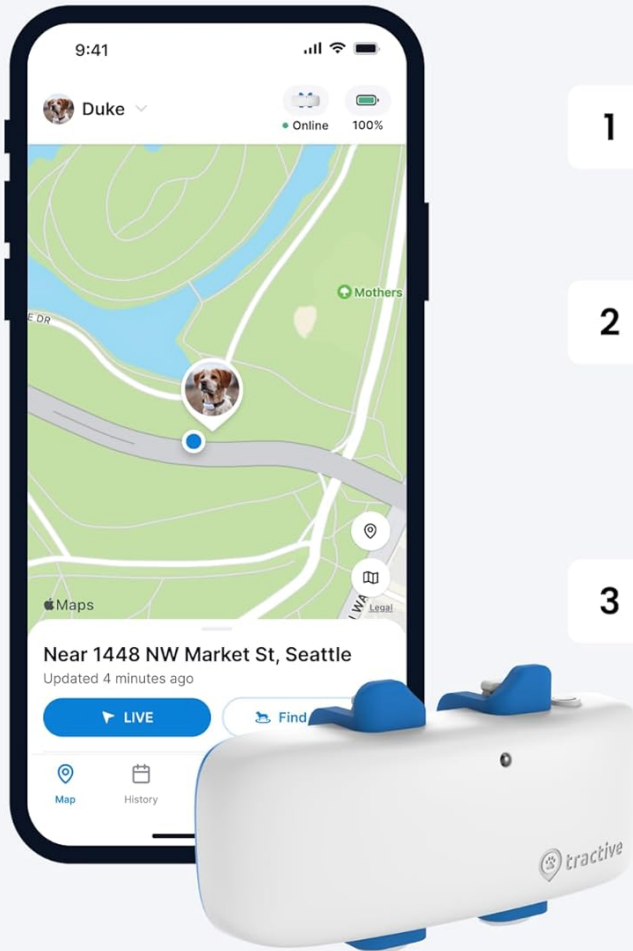
SETUP

Follow these steps to set up your Tractive GPS Tracker:

1. **Unbox the Device:** Carefully remove the GPS Tracker, charging cable, and rubber attachment clips from the packaging.
2. **Charge the Tracker:** Connect the charging cable to the tracker and a USB power source. Ensure the device is fully charged before first use. The battery lasts up to 10 days, with extended life using Power Saving Zones.
3. **Download the Tractive App:** Download the free Tractive GPS app from the iOS App Store or Google Play Store.
4. **Create an Account:** Open the app and follow the on-screen instructions to create a new Tractive account or log in if you already have one.
5. **Activate Subscription:** A subscription is required for the tracker to function, covering the integrated SIM card and data costs. Choose a subscription plan within the app during device activation.
6. **Attach to Collar:** Use the provided rubber attachment clips to securely fasten the tracker to your dog's collar.

Ensure it is snug but comfortable for your pet.

Peace of mind. Easy as 1-2-3.



1

**Order
your tracker**

2

**Download the free
Tractive GPS app**



3

**Choose a
subscription**
During device activation

Image: A visual guide illustrating the three simple steps to get started with your Tractive GPS Tracker: ordering, downloading the app, and selecting a subscription.

OPERATING INSTRUCTIONS

The Tractive GPS Tracker offers several key features to monitor your dog's safety and well-being:

Real-Time GPS Tracking

Track your dog's live location nationwide with updates every 2-3 seconds. This feature is significantly faster than many competitors, providing near-instant location data. Activate live tracking immediately to recover your dog if they wander off.

Live GPS Tracking

Get real-time location and history

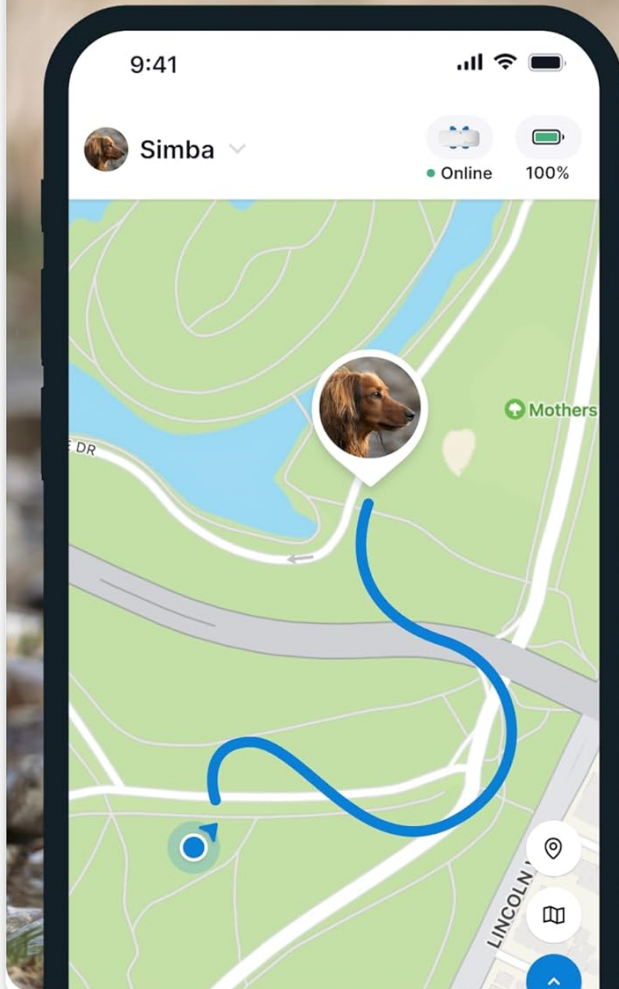


Image: A smartphone displaying the Tractive app's live GPS tracking feature, showing a dog's current location and movement history on a map.

Virtual Fences & Location History

Set up safe zones (virtual fences) in the app. You will receive instant alerts on your smartphone if your dog leaves or enters these predefined areas. You can also review their location history to see where they've been, helping you understand their roaming patterns.

Create virtual fences

Get escape alerts if they leave the safe zone

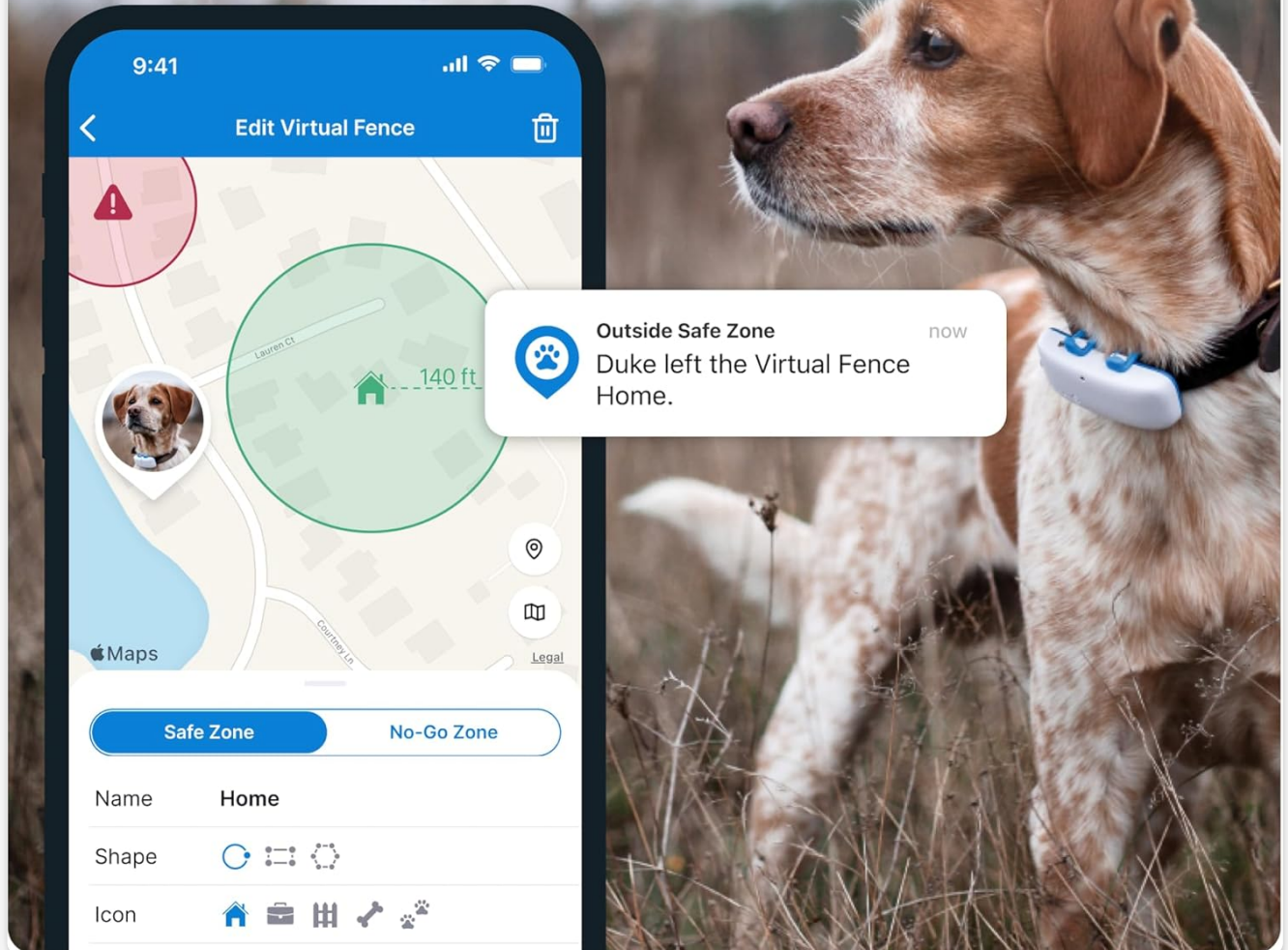


Image: The Tractive app interface demonstrating the virtual fence feature, allowing users to define safe and no-go zones and receive alerts.

Health & Activity Monitoring

Monitor your dog's daily health, sleep patterns, and activity levels directly through the Tractive app. This feature helps you keep them in optimal shape and can provide early indications of potential health issues if patterns change significantly.

Wellness Monitoring

Spot activity and sleep patterns which could be a sign of pain or illness



Image: A smartphone displaying the Tractive app's wellness monitoring section, showing a dog's wellness score, activity, and sleep patterns.

MAINTENANCE

Proper maintenance ensures the longevity and reliability of your Tractive GPS Tracker:

- **Regular Charging:** Charge the device regularly. The battery life varies based on usage and activity levels. Refer to the "Expected Battery Performance" section for guidelines.
- **Cleaning:** Wipe the tracker with a soft, damp cloth to remove dirt or debris. Avoid using harsh chemicals or abrasive materials.
- **Waterproof Design:** The tracker is waterproof, but it is recommended to clean and dry it thoroughly after exposure to water, especially saltwater.
- **Firmware Updates:** Keep the Tractive app and tracker firmware updated to ensure the best performance and access to new features. Updates are typically managed through the app.

Expected Battery Performance

Enhanced battery life using the Power Saving Zones feature



Indoor Dogs (10-15 days)

Primarily indoors with
2 outdoor walks or breaks.



Moderately Active Dogs (5-10 days)

Split time between home and
2-4 hours of outdoor activities.



Active Outdoor Dogs (2-5 days)

Spend extended periods away from
home, in the backyard, or free-
roaming outdoors.

Image: A graphic detailing the expected battery performance of the Tractive GPS Tracker under different usage scenarios, from indoor to active outdoor dogs.

TROUBLESHOOTING

If you encounter issues with your Tractive GPS Tracker, consider the following common solutions:

Problem	Possible Cause	Solution
Tracker not updating location	Low battery, no cellular coverage, device turned off, app not refreshed.	Charge the tracker. Move to an area with better LTE cellular coverage. Ensure the device is on. Refresh the app.
Inaccurate location data	Weak GPS signal (indoors/dense areas), interference.	Move to an open outdoor area. Ensure the tracker is securely attached and not obstructed.

Problem	Possible Cause	Solution
Battery drains quickly	Frequent live tracking, poor cellular signal, old battery.	Utilize Power Saving Zones. Ensure good cellular coverage. Consider replacing the tracker if battery degradation is significant.
Cannot connect to app	Bluetooth/Wi-Fi off, app outdated, tracker not paired.	Ensure Bluetooth/Wi-Fi is enabled on your phone. Update the Tractive app. Re-pair the tracker if necessary.

For more detailed troubleshooting, refer to the official[Troubleshooting Guide \(PDF\)](#) available online.

SPECIFICATIONS







Feature	Detail
Product Dimensions	2.8 x 1.1 x 0.67 inches
Item Weight	1.23 ounces (35 Grams)
Model Number	TRNJA4
Batteries	1 Lithium Polymer battery (included)
Battery Capacity	810 mAh
Connectivity Technology	Cellular, GPS
Special Features	Activity Tracker, Geo-Fence, Location History, Real Time Tracking, Waterproof
Manufacturer	Tractive Inc.
First Available	July 1, 2020

WARRANTY AND SUPPORT

Tractive offers a 30-day money-back guarantee. For specific warranty details and terms, please refer to the official Tractive website or contact their customer support.

If you require further assistance or have questions not covered in this manual, please contact Tractive customer support through the app or visit their official website. You can also find the full [User Guide \(PDF\)](#) for more detailed information.



	<p>Tractive DOG 6 User Manual - GPS Pet Tracker</p> <p>User manual for the Tractive DOG 6 GPS tracker, covering setup, charging, features like live tracking and virtual fences, and troubleshooting.</p>
	<p>Tractive GPS Tracker Quick Start Guide</p> <p>A concise guide to setting up your Tractive GPS pet tracker, covering charging, activation, app download, and collar attachment.</p>
	<p>Tractive GPS and Wellness Monitoring: Quick Start Guide</p> <p>A guide to setting up and using the Tractive GPS and Wellness Monitoring device for pets, covering tracker status, blinking lights, collar attachment, and charging.</p>
	<p>Tractive GPS Tracker Quick Start Guide - Setup Instructions</p> <p>Learn how to quickly set up your Tractive GPS tracker for pets, including charging, activation, app download, and attachment. Keep your pet safe and located.</p>
	<p>Tractive GPS Tracker Quick Start Guide</p> <p>A concise guide to setting up and using the Tractive GPS tracker for pets, covering status checks, indicator lights, attachment, and charging.</p>
	<p>Tractive GPS and Wellness Monitoring TG4XL Safety Information</p> <p>This document provides safety information for the Tractive GPS and Wellness Monitoring device, model TG4XL. It covers important guidelines for usage, battery, disposal, and regulatory compliance.</p>