

**PLUS PLUS 9603287**

# Plus-Plus Big Pegboard Instruction Manual

Model: 9603287 | Brand: PLUS PLUS

## INTRODUCTION

The Plus-Plus BIG Pegboard set is designed to enhance your building experience with Plus-Plus BIG pieces. This set includes two base plates, one in green and one in white, providing a stable foundation for your creative constructions. Plus-Plus construction toys offer extensive play possibilities, encouraging imagination and fine motor skills development. Whether you follow included instructions or create your own designs, the simple plug-in system allows for immediate and creative building. The unique shape of Plus-Plus pieces promises endless possibilities and hours of engaging fun.

## SAFETY INFORMATION

**Please note: This product is not suitable for children under 36 months due to small parts which may present a choking hazard.**

## SETUP

Your Plus-Plus Big Pegboard set comes ready for use. Simply unbox the two pegboards and prepare your Plus-Plus BIG pieces for building.




# BASEPLATE DUO

## GREEN & WHITE

MADE IN DENMARK



1+



ACTUAL SIZE




Figure 1: Front packaging of the Plus-Plus Big Pegboard set. It displays the green and white pegboards, indicating the product contents.




Figure 2: The two included Plus-Plus Big Pegboards, one green and one white, ready for construction.

## OPERATING (BUILDING WITH PLUS-PLUS)

The pegboards provide a stable base for creating both 2D mosaics and 3D structures with your Plus-Plus BIG pieces. Simply connect your Plus-Plus pieces into the square holes of the pegboard to begin building.

### Creative Building Ideas:

- **2D Mosaics:** Use the pegboard to create flat designs, patterns, or pictures by filling the holes with Plus-Plus pieces.
- **3D Structures:** Build upwards from the pegboard to create three-dimensional models, characters, or scenes. The pegboard provides a strong foundation.
- **Combine Colors:** Experiment with different color combinations to bring your creations to life.





Figure 3: Various examples of creations built using Plus-Plus pieces and pegboards, demonstrating the versatility of the system.



Figure 4: A colorful rainbow arch constructed on a white Plus-Plus pegboard, showcasing a simple 3D build.



Figure 5: A dog figure assembled using white and black Plus-Plus pieces, utilizing the white pegboard as its body.

## MAINTENANCE

Plus-Plus pieces and pegboards are designed for durability and easy cleaning. They can be cleaned with mild soap and water, or placed in a mesh bag and run through a dishwasher for thorough cleaning.




Figure 6: Plus-Plus pieces placed in a mesh bag, ready for cleaning in a dishwasher, demonstrating the ease of maintenance.

## TROUBLESHOOTING

Plus-Plus construction toys are designed for simple and intuitive use. If you encounter any issues:

- **Difficulty Connecting Pieces:** Ensure you are using Plus-Plus BIG pieces with the BIG pegboards. The pieces should fit snugly into the square holes.
- **Lost Pieces:** While this set provides pegboards, additional Plus-Plus pieces can be purchased separately to expand your collection.

## SPECIFICATIONS

Product Dimensions	11.02 x 0.39 x 7.09 inches
Item Weight	8.3 ounces
Country of Origin	Poland
ASIN	B08BWZP9P4
Item Model Number	9603287
Manufacturer Recommended Age	12 months and up
Release Date	June 30, 2020
Manufacturer	Plus-Plus



# WARRANTY INFORMATION

Specific warranty details for this product are not provided in the general product information. For any warranty-related inquiries, please contact the manufacturer directly via their official website or customer support channels.





# SUPPORT

For further assistance, product information, or to explore the full range of Plus-Plus products, please visit the official Plus-Plus website or their brand store.

**PLUS PLUS Official Store:** [Visit the PLUS PLUS Store on Amazon](#)

© 2024 PLUS PLUS. All rights reserved.

## Related Documents

	<p><a href="#">Plus-Plus Green Tree Building Instructions (4337-18)</a></p> <p>A step-by-step guide to building the Plus-Plus Green Tree (model 4337-18). Learn how to assemble this creative construction toy with clear instructions and safety information.</p>
	<p><a href="#">PLUS PLUS Sled Building Guide</a></p> <p>Instructions and component list for building a PLUS PLUS Sled model. Features red, green, and brown building blocks for a festive design.</p>
	<p><a href="#">Plus-Plus Elf Boy Building Instructions and Product Information</a></p> <p>Detailed assembly instructions for the Plus-Plus Elf Boy (Model 4337-01), including product features, safety warnings, and company contact information from Plus-Plus A/S.</p>
	<p><a href="#">Plus-Plus Northern Lights Spiral 4337-20 Building Toy Instructions</a></p> <p>Detailed instructions and product information for the Plus-Plus Northern Lights Spiral (model 4337-20), a creative building toy. Learn how to assemble this colorful construction set with step-by-step guidance.</p>