

## KW-Trio 055X6

# KW-Trio Cute Swing Stapler User Manual

Model: 055X6 | Brand: KW-Trio

## INTRODUCTION

This manual provides essential information for the proper use, setup, and maintenance of your KW-Trio Cute Swing Stapler. Designed for efficiency and convenience, this stapler features an ergonomic stand-up design that conserves desk space and can fasten up to 20 sheets of 80g paper. It uses Rapes 24/6mm and 26/6mm staples and comes with 1000 staples to get you started immediately.

## SETUP

Your KW-Trio stapler is designed for easy setup. It comes pre-packaged with 1000 staples, allowing for immediate use.

### Loading Staples

1. Gently pull the top cover of the stapler upwards and backwards to open the staple channel.
2. Insert a strip of 24/6mm or 26/6mm staples into the channel, ensuring the staple points are facing downwards.
3. Push the top cover back down until it clicks securely into place.



This image displays the KW-Trio stapler in pink and grey, showcasing its compact design ready for use.



The product packaging is shown, indicating that 1000 staples are included with the stapler, ready for immediate setup.

## OPERATING INSTRUCTIONS

The KW-Trio stapler is designed for comfortable and efficient stapling of documents.

## Stapling Documents

1. Gather the papers you wish to staple, ensuring they are neatly aligned.
2. Insert the corner of the papers into the stapler's opening, positioning them where you want the staple to be placed.
3. Press down firmly on the top of the stapler until the staple pierces the paper and clinches underneath.
4. Release the pressure and remove the stapled documents. The stapler can fasten up to 20 sheets of 80g paper.



A hand demonstrates the comfortable grip and ergonomic design of the stapler during use, highlighting its ease of operation.

## Ergonomic Design

The unique stand-up design of the KW-Trio stapler allows it to occupy less desk space compared to traditional desktop staplers. This ergonomic feature also contributes to a more comfortable stapling experience.



The stapler is shown in its upright, space-saving position, highlighting its ergonomic stand-up design.



This image features several KW-Trio staplers in various colors, illustrating their compact size and aesthetic appeal on a desk, showcasing the stand-up feature.

## MAINTENANCE

---

To ensure the longevity and optimal performance of your KW-Trio stapler, follow these simple maintenance guidelines:

- Keep the stapler clean by wiping it with a soft, dry cloth. Avoid using harsh chemicals or abrasive cleaners.
- Store the stapler in a dry environment to prevent rust or damage to the metal components.
- Ensure only compatible staples (24/6mm or 26/6mm) are used to prevent jamming and wear.

## TROUBLESHOOTING

---

If you encounter issues with your stapler, consider the following common solutions:

- **Staples not piercing paper:** Ensure you are using the correct staple size (24/6mm or 26/6mm) and that the staple channel is not empty. Check if the paper stack exceeds the 20-sheet capacity.
- **Stapler jamming:** This often occurs due to incorrect staple size, overfilling the staple channel, or attempting to staple too many sheets. Remove any jammed staples carefully and ensure the staple channel is clear before reloading.
- **Staples not clinching properly:** Verify that the papers are fully inserted and aligned correctly. Ensure the stapler is pressed down firmly and completely.




SPECIFICATIONS




Feature	Detail
Brand	KW-Trio
Model Number	055X6
Color	Pink
Material Type	Plastic
Item Weight	4.6 ounces
Product Dimensions	4.5 x 1.5 x 2.5 inches
Sheet Capacity	Up to 20 sheets (80g paper)
Staple Capacity	100 staples
Compatible Staples	Rapes 24/6mm and 26/6mm
Included Staples	1000

WARRANTY AND SUPPORT

For any questions, concerns, or support regarding your KW-Trio Cute Swing Stapler, please contact the seller or refer to the official KW-Trio brand store for further assistance.  
Visit the official KW-Trio Store: [KW-Trio Store on Amazon](#)

Related Documents - 055X6

	<a href="#">KW-trio 05512T Transparent Mini Stapler - Specifications and Features</a> Detailed information on the KW-trio 05512T transparent mini stapler, including its capacity, insert depth, staple compatibility, and built-in staple remover.
	<a href="#">KW-trio 05270 Metal Square-Cap Stapler - Specifications and Features</a> Detailed information on the KW-trio 05270 metal square-cap stapler, including its capacity, construction, and features like a built-in staple remover. Suitable for office use.
	<a href="#">Haier High Static Ducted Air Conditioner ADH200H1ERG 20.5 kW - Quick Reference Guide</a> Quick reference guide for the Haier High Static Ducted air conditioner, model ADH200H1ERG, with a cooling capacity of 20.5 kW. Includes specifications, dimensions, performance data, and warranty information.

 The image shows the cover of the Generac Owner's Manual for 3-Phase 60 Hz Air-Cooled Generators. It features the Generac logo at the top, followed by the title 'Owner's Manual' and '3 Phase 60 Hz Air-Cooled Generators'. Below the title is a small illustration of the generator unit. At the bottom, there is a warning icon and the text 'SAVE THIS MANUAL FOR FUTURE REFERENCE'.	<p><a href="#">Generac 20 kW 3-Phase 60 Hz Air-Cooled Generator Owner's Manual</a></p> <p>This owner's manual provides essential safety instructions, operational guidance, maintenance procedures, and troubleshooting tips for the Generac 20 kW 3-Phase 60 Hz Air-Cooled Generator.</p>
 The image shows the cover of the Haier High Wall 2.7 kW Air Conditioner Quick Reference Guide. It features a small illustration of the air conditioner unit on the left and a table of specifications on the right.	<p><a href="#">Haier High Wall 2.7 kW Air Conditioner Quick Reference Guide</a></p> <p>Quick reference guide for the Haier High Wall 2.7 kW air conditioner (Model AS09NS3HRA), including dimensions, specifications, power requirements, and warranty information.</p>
 The image shows the cover of the Haier High Wall 2.0 kW Air Conditioner Quick Reference Guide. It features a small illustration of the air conditioner unit on the left and a table of specifications on the right.	<p><a href="#">Haier High Wall 2.0 kW Air Conditioner Quick Reference Guide</a></p> <p>A quick reference guide for the Haier High Wall 2.0 kW air conditioner, including specifications, dimensions, installation details, and performance metrics. Provides information on cooling and heating capacity, features like 24-hour timer and Wi-Fi compatibility, and warranty details.</p>