

MiraMate Big Magic PEMF Mat

MiraMate Big Magic PEMF Mat User Manual

Pulsed Electromagnetic Field Therapy System

1. INTRODUCTION TO BIG MAGIC PEMF MAT

The MiraMate Big Magic is an advanced Pulsed Electromagnetic Field (PEMF) therapy mat system designed to provide a beneficial PEMF experience. Unlike TENS devices, PEMF technology works by delivering magnetic fields that can penetrate deeply, offering a wide range of wellness benefits including pain reduction, enhanced sleep, and improved energy levels.

This device utilizes a 7.83 Hz (Schumann Resonance) Square Wave and offers two distinct power levels, with a maximum intensity of up to 80 Gauss. Its compact size (approximately 1 foot 11 inches by 7 inches) makes it versatile for application on various body parts such as the back, pelvis, arms, knees, or legs. The bi-directional pulse mechanism ensures continuous cellular stimulation without overcharging, promoting maximum effectiveness.

2. PACKAGE CONTENTS

Upon opening your MiraMate Big Magic package, please verify that all components are present and in good condition:

- MiraMate Big Magic PEMF Mat
- Control Unit
- Power Adapter
- USB Cable (for power)



Figure 2.1: All components included with the MiraMate Big Magic PEMF Mat system.

3. SETUP INSTRUCTIONS

Follow these steps to set up your MiraMate Big Magic PEMF Mat:

1. **Connect the Mat:** Locate the connector cable from the Big Magic Mat and plug it securely into the designated port on the control unit.
2. **Connect Power:** Plug the USB cable into the USB port on the control unit. Connect the other end of the USB cable to the provided power adapter, then plug the power adapter into a standard electrical outlet. Alternatively, the USB cable can be connected to any compatible 5VDC USB power source.
3. **Placement:** Place the Big Magic Mat on a flat surface or position it comfortably on the area of your body you wish to treat. Ensure the mat is not folded or creased excessively during use.



Figure 3.1: The control unit with its USB power input and mat connection port.

4. OPERATING THE BIG MAGIC PEMF MAT

The Big Magic Mat is designed for ease of use. Here's how to operate it:

1. **Power On:** Once connected to power, locate the power switch on the control unit and slide it to the 'On' position.
2. **Select Intensity Level:** The control unit features a switch to select between two intensity levels. Start with the lower intensity setting (Level I) and gradually increase to the higher intensity (Level II) if comfortable and desired. The Big Magic Mat provides a peak intensity of 80 Gauss.
3. **Session Duration:** Typical sessions can range from 30 minutes to several hours, depending on personal preference and desired outcome. The mat can be used before sleep, in the morning, or during an afternoon power nap.
4. **Power Off:** After your session, slide the power switch on the control unit to the 'Off' position and disconnect the power adapter from the outlet.



Figure 4.1: Example of the Big Magic Mat being used for back support and therapy.

5. MAINTENANCE AND CARE

To ensure the longevity and optimal performance of your MiraMate Big Magic PEMF Mat, follow these maintenance guidelines:

- **Cleaning:** Wipe the mat and control unit with a soft, damp cloth. Do not use harsh chemicals, abrasive cleaners, or immerse the device in water.
- **Storage:** Store the mat flat or gently rolled in a cool, dry place away from direct sunlight and extreme temperatures. Avoid sharp folds or creases.
- **Handling:** Handle the mat and control unit with care. Avoid dropping or subjecting them to strong impacts.

6. TROUBLESHOOTING

If you encounter any issues with your MiraMate Big Magic PEMF Mat, refer to the following common troubleshooting steps:

- **Device Not Powering On:**
 - Ensure the power adapter is securely plugged into a working electrical outlet.
 - Verify that the USB cable is firmly connected to both the control unit and the power adapter.
 - Check that the power switch on the control unit is in the 'On' position.
- **No Sensation During Use:**
 - PEMF therapy is often subtle and may not produce a strong physical sensation. This is normal.
 - Ensure the mat is correctly connected to the control unit.

- Try switching to the higher intensity level (Level II) if you are currently on Level I.
- **Unusual Noises or Odors:**
 - Immediately discontinue use and disconnect the power. Contact customer support for assistance.

7. SPECIFICATIONS

Feature	Detail
Brand	MiraMate
Model	Big Magic PEMF Mat
ASIN	B08BNMZ5FS
Frequency	7.83 Hz (Schumann Resonance)
Waveform	Square Wave
Intensity Levels	2 (Low, High)
Peak Intensity	Up to 80 Gauss
Mat Dimensions	Approx. 1 ft 11 in x 7 in
Item Weight	3 kg
Power Input	5VDC via USB

8. IMPORTANT INFORMATION AND LEGAL DISCLAIMER

Legal Disclaimer: Products, reviews, and any content provided are not intended to be used to diagnose, treat, cure, or prevent any disease. We do not make any medical claims as to the benefits of the PEMF devices presented or sold. These are not medical devices. Please read all contraindications and the user manual thoroughly before use. All product names, trademarks, and registered trademarks are the property of their respective owners.






It is recommended to consult with a healthcare professional before starting any new therapy, especially if you have pre-existing medical conditions or are pregnant.

9. WARRANTY AND SUPPORT

For warranty information, technical support, or any inquiries regarding your MiraMate Big Magic PEMF Mat, please contact MiraMate customer service directly. Refer to the product packaging or the official MiraMate website for the most current contact details.

When contacting support, please have your product model (Big Magic PEMF Mat) and ASIN (B08BNMZ5FS) readily available.

Related Documents - Big Magic PEMF Mat

	<p>MiraMate Magic Pro User Manual: Superior Analog PEMF for Natural Healing</p> <p>Comprehensive user manual for the MiraMate Magic Pro, detailing its features, working principles, operational instructions, maintenance, and specifications for effective analog PEMF therapy. Learn how to use this advanced device for natural health and well-being.</p>
	<p>MiraMate LED Prostate Pack User Manual and Guide</p> <p>Comprehensive guide to the MiraMate LED Prostate Pack, covering operation, safety precautions, troubleshooting, specifications, and warranty information for this LED therapy device.</p>
	<p>ZAQ Gemstone Infrared PEMF Mat User Guide and Information</p> <p>Explore the ZAQ Gemstone Infrared PEMF Mat. Learn about its features, benefits, safety precautions, usage guide, FAQs, maintenance, and warranty. Enhance your well-being with advanced therapy.</p>
	<p>BON CHARGE Infrared PEMF Mat Mini User Manual: Features, Benefits & Operation</p> <p>Discover the BON CHARGE Infrared PEMF Mat Mini user manual. Learn about its wellness benefits, PEMF technology, red light therapy, infrared heat, setup, usage instructions, safety precautions, and specifications for optimal health and relaxation.</p>
	<p>HealthLine Platinum Series Advanced Controller Instruction Manual</p> <p>Instruction manual for the HealthLine Platinum Series Advanced Controller, detailing PEMF therapy, heat settings, photon light, and programming for natural gemstone heat therapy mats.</p>