

EarFun Air

EarFun Air True Wireless Earbuds User Manual

Comprehensive guide for setting up, operating, and maintaining your EarFun Air earbuds.

INTRODUCTION

Welcome to the EarFun Air True Wireless Earbuds user manual. This guide provides detailed instructions to help you get the most out of your new earbuds, from initial setup to advanced features and maintenance.

PRODUCT OVERVIEW

What's in the Box

- EarFun Air wireless earbuds
- Charging case
- USB-C Cable
- Ear Tips (XS, S, M, L)

Earbud Components



The EarFun Air True Wireless Earbuds and their charging case. The earbuds feature a sleek black design with a stem, and the charging case is compact and portable.

EXCEPTIONAL SOUND

Dual 6mm composite speaker produce rich, immersive sound. PEEK + PU high fidelity dynamic driver deliver x2 bass.

Composite Driver



A closer look at the EarFun Air earbuds inside their charging case, showing the charging contacts and the indicator light on the case.



A diagram illustrating the components of the EarFun Air earbuds, including microphones, touch control areas, LED indicators, and charging contacts.

SETUP

Initial Setup & Pairing

1. Remove the insulating film from the earbuds.
2. Place earbuds back into the charging case and close the lid.
3. Charge for at least 10 minutes.
4. Open the charging case. The earbuds will automatically power on and enter pairing mode (blue light flashing).
5. Activate Bluetooth on your device and select "EarFun Air" from the list.

Your browser does not support the video tag.

This video demonstrates the initial pairing process of the EarFun Air earbuds with a mobile device, showing how to activate pairing mode and connect via Bluetooth.

Connecting to a New Device

- **Option A (Unpair from previous device):** Unpair the earbuds from the currently connected Bluetooth device. The earbuds will lose connection and enter pairing mode. Then, search and connect on the new device.
- **Option B (Manual Pairing Mode):** Make sure the earbuds are powered on. Touch and hold the button on the case for at least 3 seconds until the LED indicator on both earbuds flash blue rapidly. The earbuds will enter pairing mode. Then, search and connect on the new device.

Your browser does not support the video tag.

This video illustrates two methods for connecting your EarFun Air earbuds to a new device, including unpairing from a previous device and manually activating pairing mode.

OPERATING YOUR EARFUN AIR EARBUDS

Wearing the Earbuds

- Choose and install the ear tips that fit you best (XS/S/M/L sizes included).
- Insert the earbuds into your ear canal.
- Turn and find the most comfortable and secure position.

Make your wearing as comfort as breeze blows



Your browser does not support the video tag.

Touch Controls

Function	Action
Play/Pause	Tap twice (L/R)
Next Track	Tap triple (R)
Previous Track	Tap triple (L)
Volume Up	Tap once (R)
Volume Down	Tap once (L)
Answer/End a call	Tap twice (L/R)

Reject a call	Tap and hold for 2s (L/R)
Voice Assistant	Tap and hold for 2s (R)
Game Mode ON/OFF	Press and hold for 2s (L)

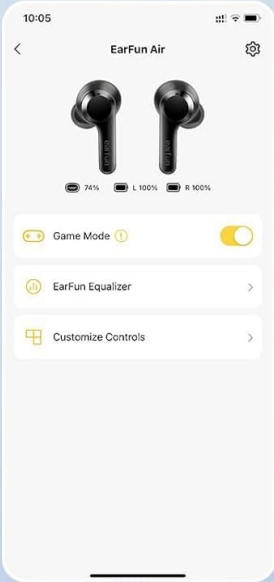
Your browser does not support the video tag.


This video provides a comprehensive guide to the touch controls of the EarFun Air earbuds, covering music playback, call management, and activating game mode.

EarFun App


- Use the EarFun App to customize your exclusive preference.
- Adjust multi-EQ, customize touch control, check battery, and more.
- Turn on game mode for lower latency (Note: may shorten connection distance).

EarFun App for Personalization



 Personalized EQ

 Custom Touch Control

 Firmware Update

Screenshot of the EarFun App interface, highlighting options for personalized EQ, custom touch controls, and firmware updates.

MAINTENANCE

Charging

- The earbuds last for total 35 hours with a built-in 500mAh charging case and 7 hours from a single charge.
- Supports both wireless charging and USB-C quick charging.
- Simply charge 10 minutes for up to 2 hours of playtime.



Image illustrating the charging capabilities of the EarFun Air earbuds, including wireless charging and USB-C fast charging, highlighting the 35-hour total playtime.

Cleaning

- Dry the earbuds before putting them back into the charging case. Sweat or water on the earbuds might cause short circuit and damage the product during charging.
- Clean the charging contacts of the earbuds regularly in case of failure of charging or turning on or disconnection between two earbuds.
- Remove the eartip then clean out the part near the ear tip from earwax or dust in case of muffled volume of the earbuds.
- Please also clean the ears regularly for the longevity of the earbuds.

Your browser does not support the video tag.

This video provides instructions on how to properly clean your EarFun Air earbuds and their charging case to ensure optimal performance and longevity.

Resetting Earbuds

- Put both earbuds into the charging case.
- Keep the charging case open, then press and hold the reset button for at least 8 seconds until both earbuds flash purple. The earbuds have been successfully reset.
- Delete the previous connection from the Bluetooth device and reactivate Bluetooth to reconnect "EarFun Air".

Your browser does not support the video tag.

This video demonstrates the process of resetting your EarFun Air earbuds, which can help resolve connectivity or performance issues.

Common Issues & Solutions

- **Earbuds not charging/turning on:** Clean charging contacts on earbuds and case. Ensure earbuds are properly seated in the case.
- **Muffled volume:** Remove ear tips and clean earwax/dust from the earbud nozzle.
- **Disconnection between earbuds:** Perform a factory reset as described above.
- **Unstable Bluetooth connection:** Ensure no obstacles between earbuds and device. Keep device within 10 meters range. Avoid strong electromagnetic interference.

TECHNICAL SPECIFICATIONS

Feature	Specification
Noise Control	Sound Isolation
Frequency Response	20 KHz
Sensitivity	100 dB
Headphones Jack	usb
Model Name	Air
Connectivity Technology	Bluetooth
Wireless Communication Technology	Bluetooth
Material	Polyurethane (PU), Silicone
Charging Time	1.5 Hours
Battery Life	7 Hours (earbuds), 35 Hours (with case)
Bluetooth Version	5.0
Bluetooth Range	10 Meters
Water Resistance Level	Waterproof (IPX7)
Item Weight	1.73 ounces
Product Dimensions	2 x 1.2 x 2.2 inches

WARRANTY & SUPPORT

For warranty information, please refer to the documentation included in your product packaging.

Should you have any questions or need any help, please contact our customer service team via service@myearfun.com.

Find more FAQs on EarFun's Official Website: www.myearfun.com.