

Amazon Kindle Paperwhite Signature Edition (11th Generation)

Amazon Kindle Paperwhite Signature Edition User Manual

Model: Kindle Paperwhite Signature Edition (11th Generation)

Brand: Amazon

- Overview
- Setup
- Operating Your
Kindle
- Maintenance
Warranty &
Support
- Troubleshooting
- Specifications

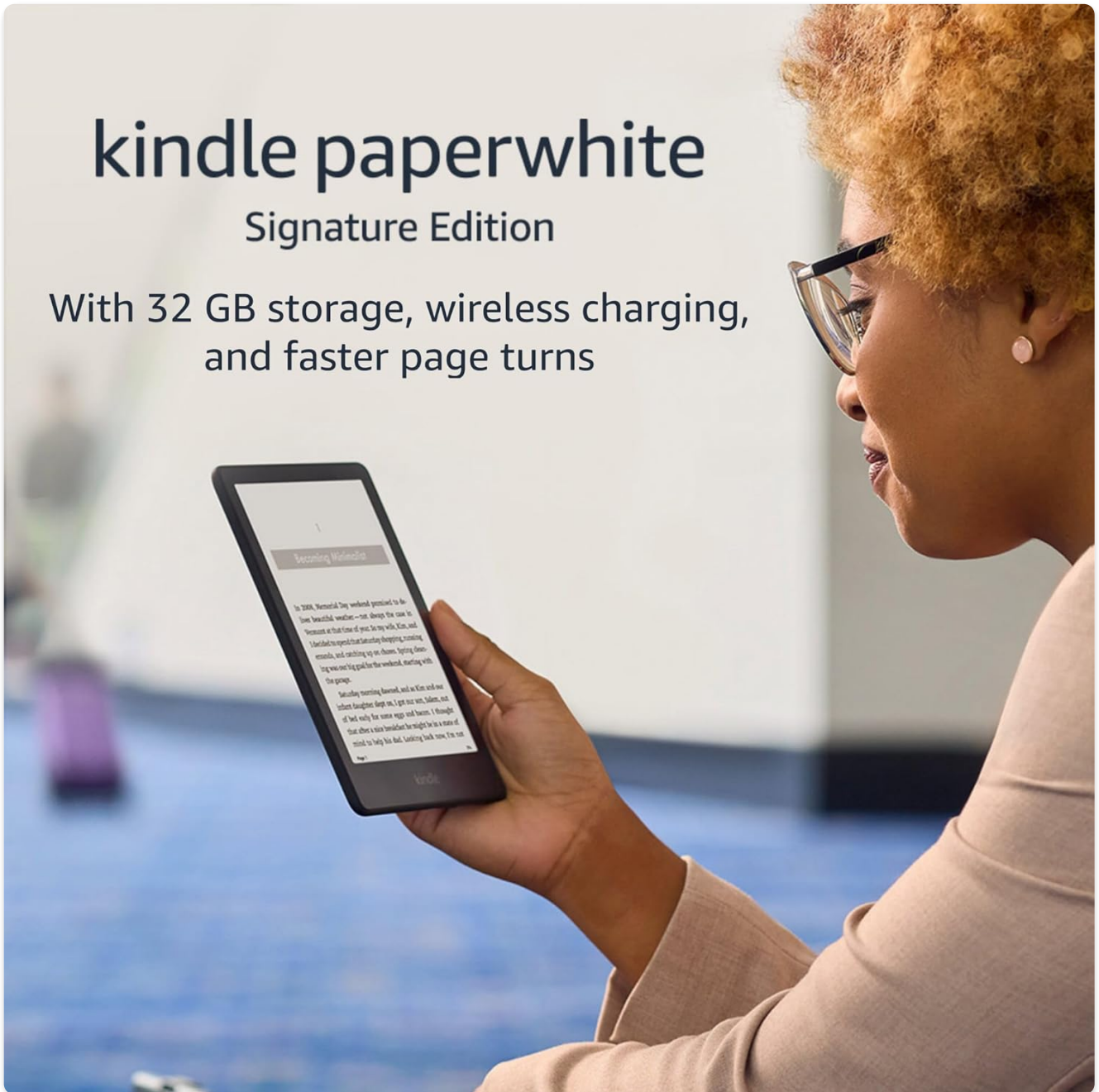
1. OVERVIEW

The Amazon Kindle Paperwhite Signature Edition is an advanced e-reader designed for an immersive reading experience. It features a 6.8-inch glare-free display with 300 ppi, an auto-adjusting front light, wireless charging capabilities, and 32 GB of storage. This device is built to read like real paper, even in bright sunlight, and offers extended battery life for weeks of reading on a single charge.

kindle paperwhite

Signature Edition

With 32 GB storage, wireless charging,
and faster page turns



The Kindle Paperwhite Signature Edition offers a comfortable reading experience with its large display and advanced features.

Key Features:

- **Enhanced Reading Experience:** 6.8-inch 300 ppi glare-free display that mimics real paper.
- **Adaptive Lighting:** Auto-adjusting front light and adjustable warm light for comfortable reading day or night.
- **Wireless Charging:** Conveniently charge your device using a compatible Qi wireless charger (sold separately).
- **Ample Storage:** 32 GB of storage to hold thousands of books and audiobooks.
- **Extended Battery Life:** Up to 10 weeks of battery life on a single charge.
- **Waterproof Design:** IPX8 rated, allowing for reading in various environments without worry.

2. SETUP

2.1 Unboxing and Initial Charge

Upon opening the box, you will find your Kindle Paperwhite Signature Edition device, a USB-C charging cable, and a

Quick Start Guide. It is recommended to fully charge your device before first use.

1. Connect the USB-C cable to the charging port on your Kindle.
2. Connect the other end of the cable to a computer or a 9W USB power adapter (not included).
3. A full charge from a computer takes approximately 5 hours. With a 9W USB power adapter, it takes less than 2.5 hours. For wireless charging, it takes less than 3.5 hours with a compatible 10W Qi wireless charging pad (sold separately).

2.2 Power On/Off

To power on your Kindle, press and hold the power button located on the bottom edge of the device for a few seconds until the screen illuminates. To turn off the device, press and hold the power button until a power dialog appears, then select "Power Off". A short press of the power button will put the device to sleep or wake it up.

2.3 Wi-Fi Connectivity

Connecting to Wi-Fi is essential for downloading books, syncing content, and receiving software updates.

1. From the Home screen, tap the **Settings** icon (gear icon) or swipe down from the top of the screen to open Quick Actions, then tap **All Settings**.
2. Tap **Wi-Fi & Bluetooth**, then **Wi-Fi Networks**.
3. Select your desired Wi-Fi network from the list and enter the password if prompted.
4. The Kindle supports 2.4 GHz and 5.0 GHz networks. Ad-hoc (peer-to-peer) networks are not supported.

2.4 Device Registration

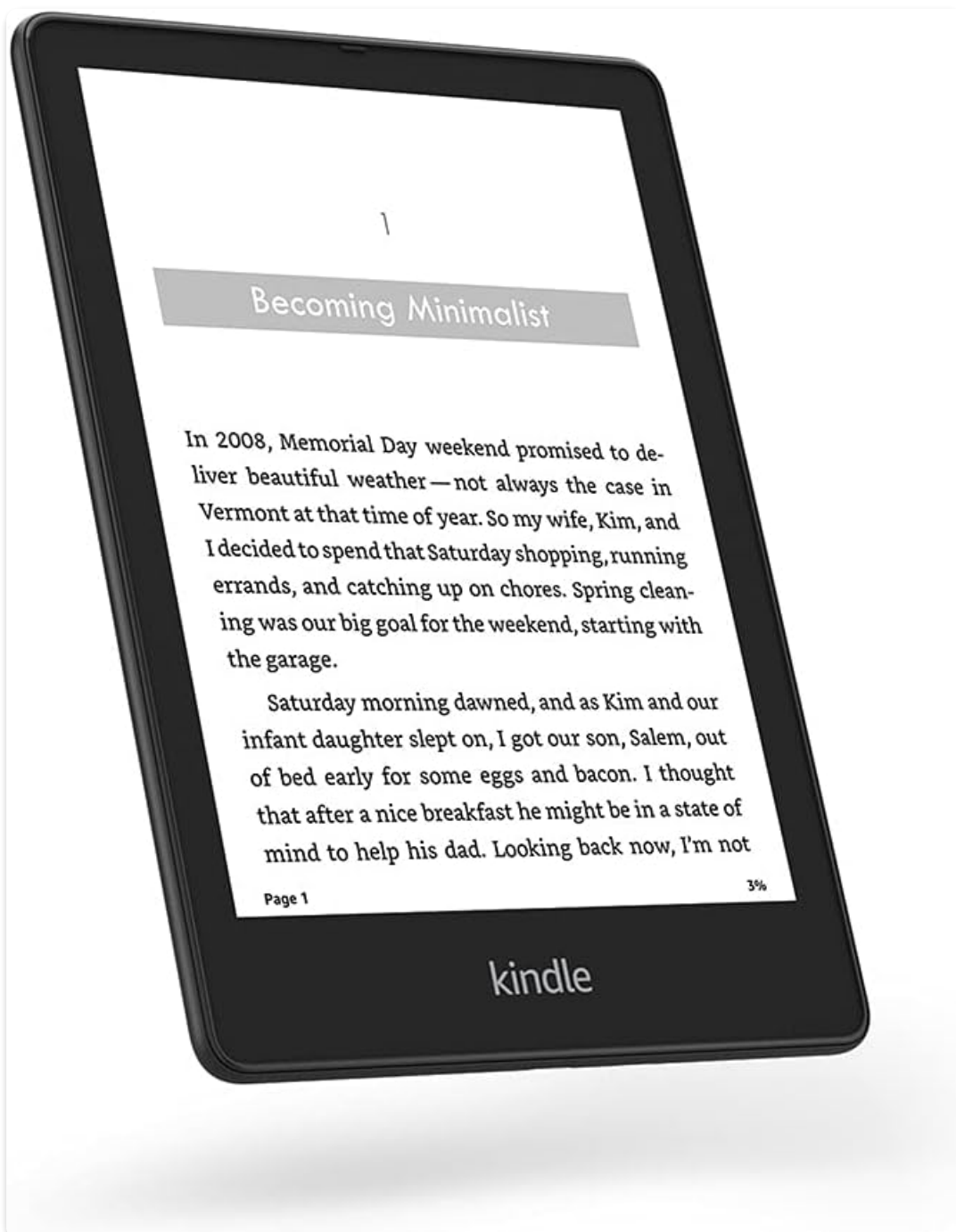
After connecting to Wi-Fi, you will be prompted to register your Kindle to your Amazon account. This links your device to your content library and allows you to purchase new books. Follow the on-screen instructions to complete registration.

3. OPERATING YOUR KINDLE

3.1 Basic Navigation and Reading

The Kindle Paperwhite Signature Edition features a responsive touchscreen for navigation.

- **Page Turns:** Tap the right side of the screen to turn to the next page, or the left side to go back.
- **Menu Access:** Tap the top of the screen while reading to access reading options, Home, Back, and other settings.
- **Home Screen:** Displays your library, recommended books, and quick access to the Kindle Store.



The Kindle's display is designed for comfortable reading, mimicking the appearance of ink on paper.

3.2 Adjusting Display Settings

Customize your reading experience by adjusting font settings and lighting.

- **Font and Layout:** While reading, tap the top of the screen, then tap the **Aa** icon to adjust font size, font face, line spacing, and margins.
- **Front Light:** The Kindle Paperwhite Signature Edition features an auto-adjusting front light. You can also manually adjust the brightness by swiping down from the top of the screen and using the brightness slider.
- **Warm Light:** Adjust the warmth of the screen's light for a more comfortable reading experience, especially in low-light conditions. This setting can be found in the Quick Actions menu or All Settings.



Adjustable warm light, for reading day or night

The adjustable warm light feature allows for comfortable reading in various lighting conditions, including outdoors.

3.3 Downloading and Managing Content

Your Kindle can store thousands of books and offers free cloud storage for all Amazon content.

- **Kindle Store:** Access the Kindle Store directly from your device to browse, sample, and purchase new titles.
- **Library:** All your purchased and downloaded content is accessible from the "Library" section on the Home screen.
- **Content Formats:** The device supports Kindle Format 8 (AZW3), Kindle (AZW), TXT, PDF, unprotected MOBI, PRC natively. HTML, DOC, DOCX, JPEG, GIF, PNG, PMP are supported through conversion.

3.4 Audible Audiobooks

The Kindle Paperwhite Signature Edition supports Audible audiobooks. You can pair Bluetooth headphones or speakers to listen to your stories hands-free.

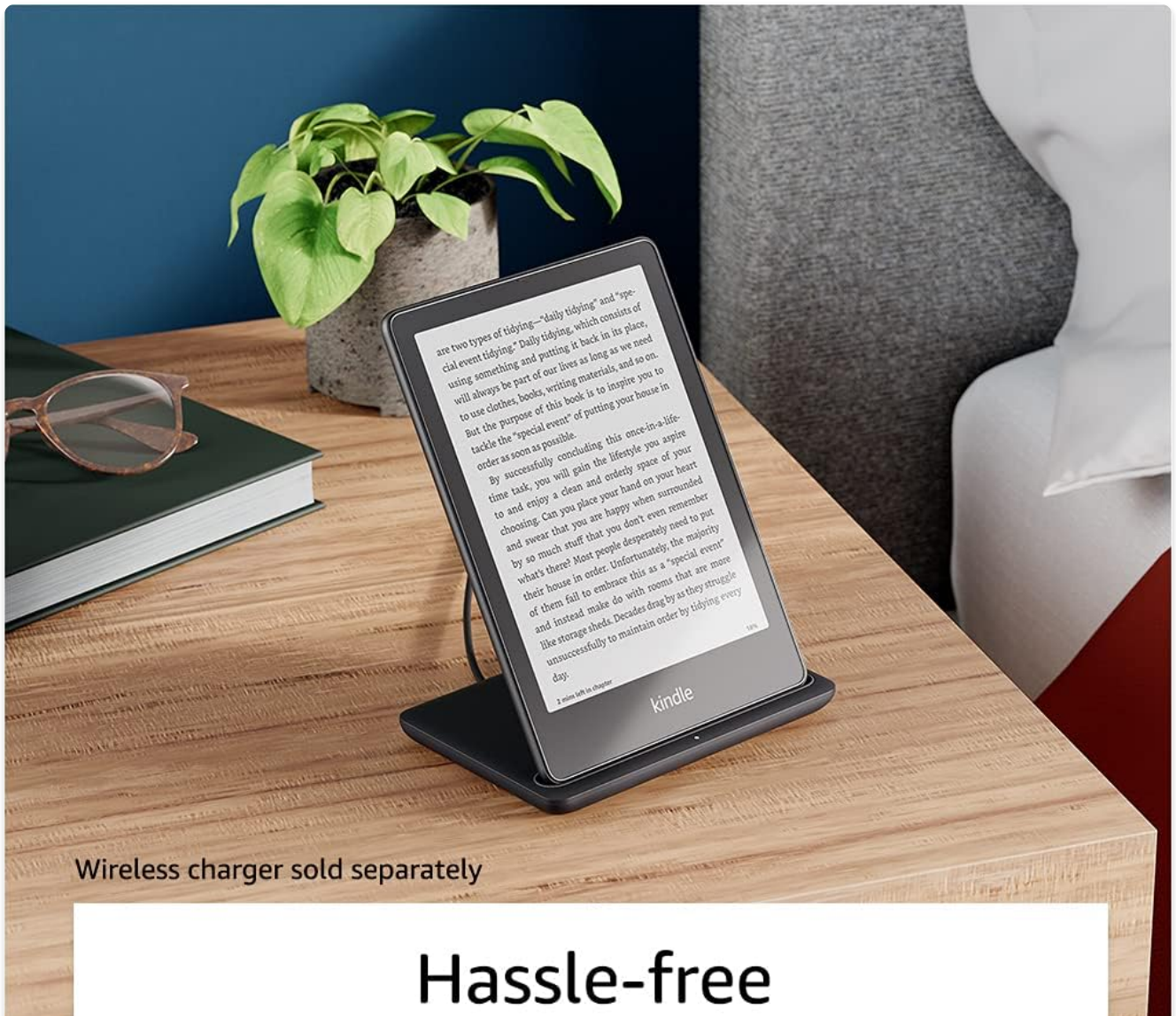
- Ensure Bluetooth is enabled in your device settings.
- Pair your Bluetooth audio device with your Kindle.

- Download Audible audiobooks to your device. Note that streaming audiobooks over Bluetooth will reduce battery life faster than reading.

3.5 Wireless Charging

The Signature Edition supports Qi wireless charging, offering a convenient way to power your device.

- Place your Kindle Paperwhite Signature Edition on a compatible 10W Qi wireless charging pad (sold separately).
- Ensure the device is properly aligned on the charging pad for optimal charging.
- A full charge via wireless charging takes less than 3.5 hours.



Wireless charger sold separately

Hassle-free wireless charging

The Kindle Paperwhite Signature Edition supports hassle-free wireless charging with compatible Qi chargers.

3.6 Waterproofing

Your Kindle Paperwhite Signature Edition is waterproof (IPX8 rated), designed to withstand accidental immersion in water.

- It has been tested to withstand immersion in 2 meters of fresh water for 60 minutes.

- While waterproof, it is not recommended for prolonged submersion or use in saltwater.
- If your Kindle gets wet, wipe it dry with a soft cloth before charging.

4. MAINTENANCE

4.1 Cleaning Your Kindle

To clean your Kindle, use a soft, lint-free cloth. If necessary, slightly dampen the cloth with water. Avoid using abrasive cleaners, solvents, or aerosol sprays directly on the device.

4.2 Battery Care

To maximize battery life and longevity:

- Keep Wi-Fi and Bluetooth off when not in use.
- Lower the screen brightness or use auto-brightness.
- Avoid exposing the device to extreme temperatures.
- Charge the device regularly, but it is not necessary to fully discharge it before recharging.

4.3 Software Updates

Your Kindle receives guaranteed software security updates for at least four years after its last availability for purchase. Ensure your device is connected to Wi-Fi to receive these updates automatically. Updates improve performance, add features, and enhance security.

5. TROUBLESHOOTING

5.1 Common Issues and Solutions

- **Device Not Responding:** If your Kindle is frozen or unresponsive, press and hold the power button for 40 seconds until the device restarts.
- **Cannot Connect to Wi-Fi:**
 - Ensure your Wi-Fi router is on and working.
 - Verify you are entering the correct Wi-Fi password.
 - Restart your Kindle and your Wi-Fi router.
 - Check if your network is 2.4 GHz or 5.0 GHz; ad-hoc networks are not supported.
- **Battery Draining Quickly:**
 - Turn off Wi-Fi and Bluetooth when not in use.
 - Reduce screen brightness.
 - Avoid listening to audiobooks for extended periods without charging.
 - Ensure no background processes are consuming excessive power.
- **Books Not Downloading:**
 - Check your Wi-Fi connection.
 - Ensure your device is registered to the correct Amazon account.
 - Verify that you have sufficient storage space on your device.

6. SPECIFICATIONS

Feature	Detail
Display	Amazon's 6.8" Paperwhite display technology with built-in light, 300 ppi, optimized font technology, 16-level gray scale.
Size	6.9" x 4.9" x .32" (174 x 125 x 8.1 mm).
Weight	7.3 oz (208 g).
On-Device Storage	32 GB; holds thousands of books.
Cloud Storage	Free cloud storage for all Amazon content.
Battery Life	Up to ten (10) weeks (based on 30 mins/day, wireless off, light at 13). Audible streaming reduces life.
Charge Time	~5 hrs (USB-C to computer), <2.5 hrs (9W USB adapter), <3.5 hrs (10W Qi wireless charger).
Wi-Fi Connectivity	Supports 2.4 GHz and 5.0 GHz networks. No ad-hoc networks.
Content Formats Supported	Kindle Format 8 (AZW3), Kindle (AZW), TXT, PDF, unprotected MOBI, PRC natively; HTML DOC, DOCX, JPEG, GIF, PNG, PMP through conversion; Audible audio format (AAX).
Waterproofing	IPX8 rated (2 meters fresh water for 60 minutes).
Generation	Kindle Paperwhite Signature Edition (11th Generation) - 2021 release.

7. WARRANTY AND SUPPORT





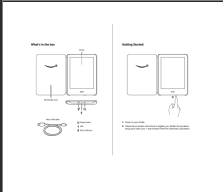
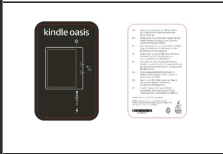
7.1 Warranty Information

The Kindle Paperwhite Signature Edition comes with a 1-year limited warranty and service included. Optional extended warranties (1-year, 2-year, or 3-year) may be available for U.S. customers and are sold separately. Use of the Kindle is subject to Amazon's Conditions of Use.

7.2 Additional Support

For more detailed information, you can refer to the official Kindle User Guide available online. For device-specific information or to manage your content, visit [Manage Your Content and Devices](#) on the Amazon website. For accessibility features, learn more about [Accessibility for Kindle](#).

Related Documents - Kindle Paperwhite Signature Edition (11th Generation)

	<p>Amazon Fire Tablet and Kindle E-Reader Quick Setup Guide</p> <p>A quick setup guide for Amazon Fire tablets and Kindle e-readers, covering battery charging, Wi-Fi connection, account registration, payment settings, content download, and sharing features like Family Library.</p>
	<p>Amazon Fire Tablet and Kindle E-Reader Quick Setup Guide</p> <p>A quick setup guide for Amazon Fire tablets and Kindle e-readers, covering initial charging, Wi-Fi connection, account registration, payment settings, content download, and family sharing features.</p>
	<p>User Manual: 6ft White PVC USB 2.0 Cables for Charging and Data Transfer</p> <p>Official user manual for 6ft white PVC USB 2.0 cables, detailing compatibility with USB-C and Micro-USB devices, charging, data transfer, and care instructions. Compatible with various Kindle models.</p>
	<p>Kindle Paperwhite 3rd Generation Screen/Display Touch Panel Replacement Guide</p> <p>Detailed step-by-step repair guide from iFixit for replacing the screen and touch panel on a 3rd Generation Amazon Kindle Paperwhite. Includes required tools, parts, and instructions for disassembly and reassembly.</p>
	<p>Kindle Kids Edition Quick Start Guide</p> <p>Get started with your Amazon Kindle Kids Edition. This guide covers what's included in the box and the initial setup process, including registration and claiming your 1-year Amazon FreeTime Unlimited subscription.</p>
	<p>Amazon Kindle Oasis Quick Start Guide and Information</p> <p>Concise guide for the Amazon Kindle Oasis e-reader, covering device overview, multilingual support information, and links to further resources. Optimized for accessibility and SEO.</p>