

## Bark Bark Home-5000

# Bark Home Parental Control System User Manual

Model: Bark Home-5000 | Brand: Bark

## INTRODUCTION

---

The Bark Home device is designed to provide comprehensive parental controls for your home Wi-Fi network. It allows you to manage screen time, block apps, filter websites, and monitor online activity across various internet-connected devices, including phones, tablets, gaming consoles, and smart TVs. This manual provides detailed instructions for setting up, operating, maintaining, and troubleshooting your Bark Home system.



Image: The Bark Home device shown alongside its retail packaging, highlighting its compact design and branding.

## SETUP GUIDE

---

Setting up your Bark Home device is a straightforward process. Follow these steps to get your parental controls active:

1. **Unpack the Device:** Carefully remove the Bark Home device, power cord, and wall adapter from the packaging.
2. **Connect to Power:** Connect the provided power cord to the Bark Home device and plug the wall adapter into a power outlet.
3. **Connect to Router/Modem:** Use an Ethernet cable (not included) to connect the Bark Home device to an available LAN port on your home router or modem. The device features an Ethernet port for this connection.



Image: A close-up view of the Bark Home device, showing its USB port, power input, and Ethernet port for network connection.

4. **Download the Bark App:** Download the Bark app on your smartphone or tablet from your device's app store.
5. **Follow In-App Instructions:** Open the Bark app and follow the on-screen instructions to complete the setup process, including connecting your Bark Home device to your Bark account and configuring initial settings.

## OPERATING INSTRUCTIONS

---

The Bark Home system offers a range of features to help you manage your family's online experience. All controls are accessible through the Bark app.

- **Manage Screen Time:** Create custom daily screen time schedules for individual devices or user profiles. This allows you to set healthy boundaries for device usage.

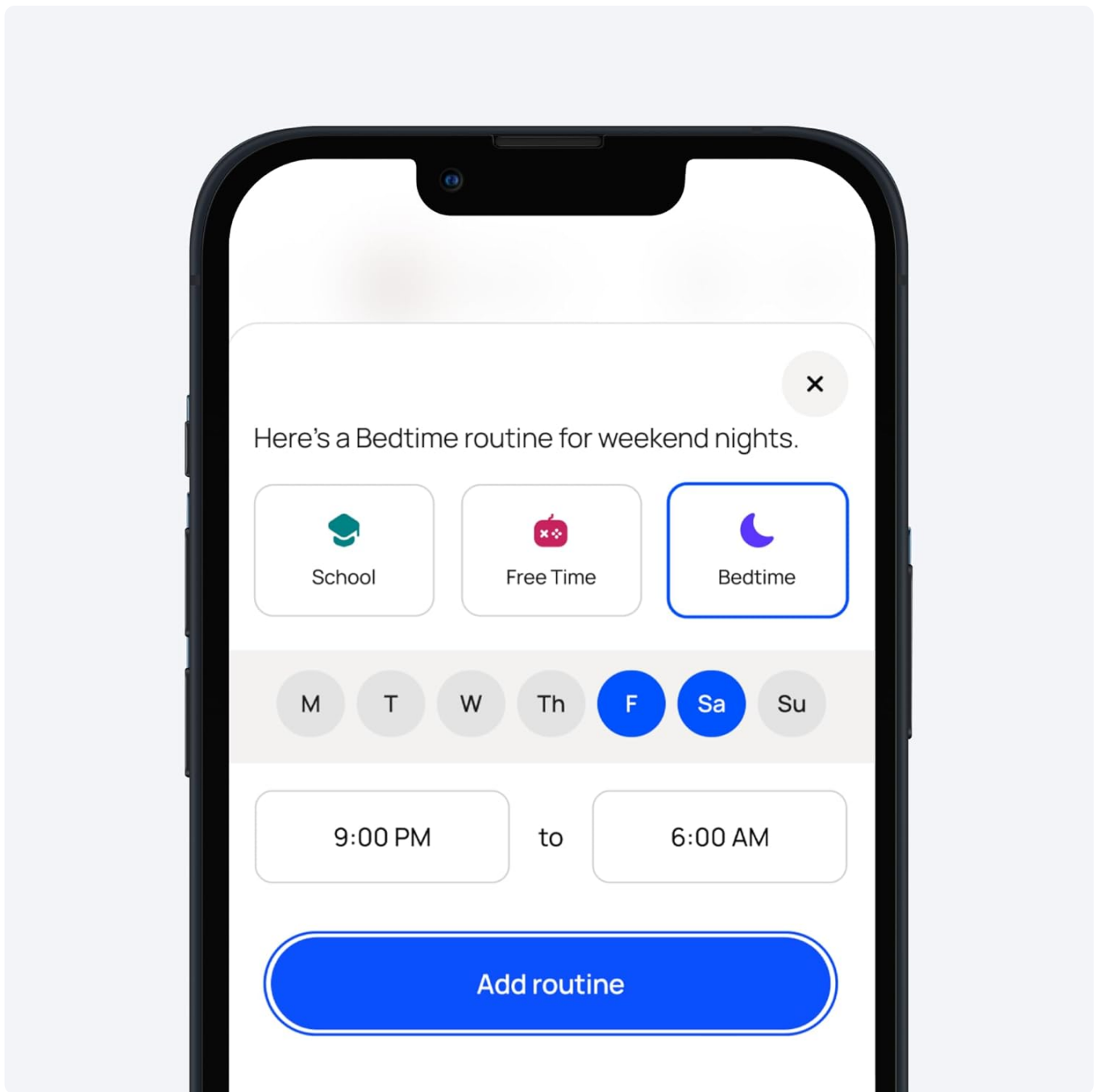


Image: A smartphone screen displaying the Bark app's routine settings, specifically showing options for School, Free Time, and Bedtime schedules with customizable hours.

- **Block Apps and Websites:** Prevent access to potentially dangerous or inappropriate apps and websites, such as social media platforms, gaming sites, or adult content.

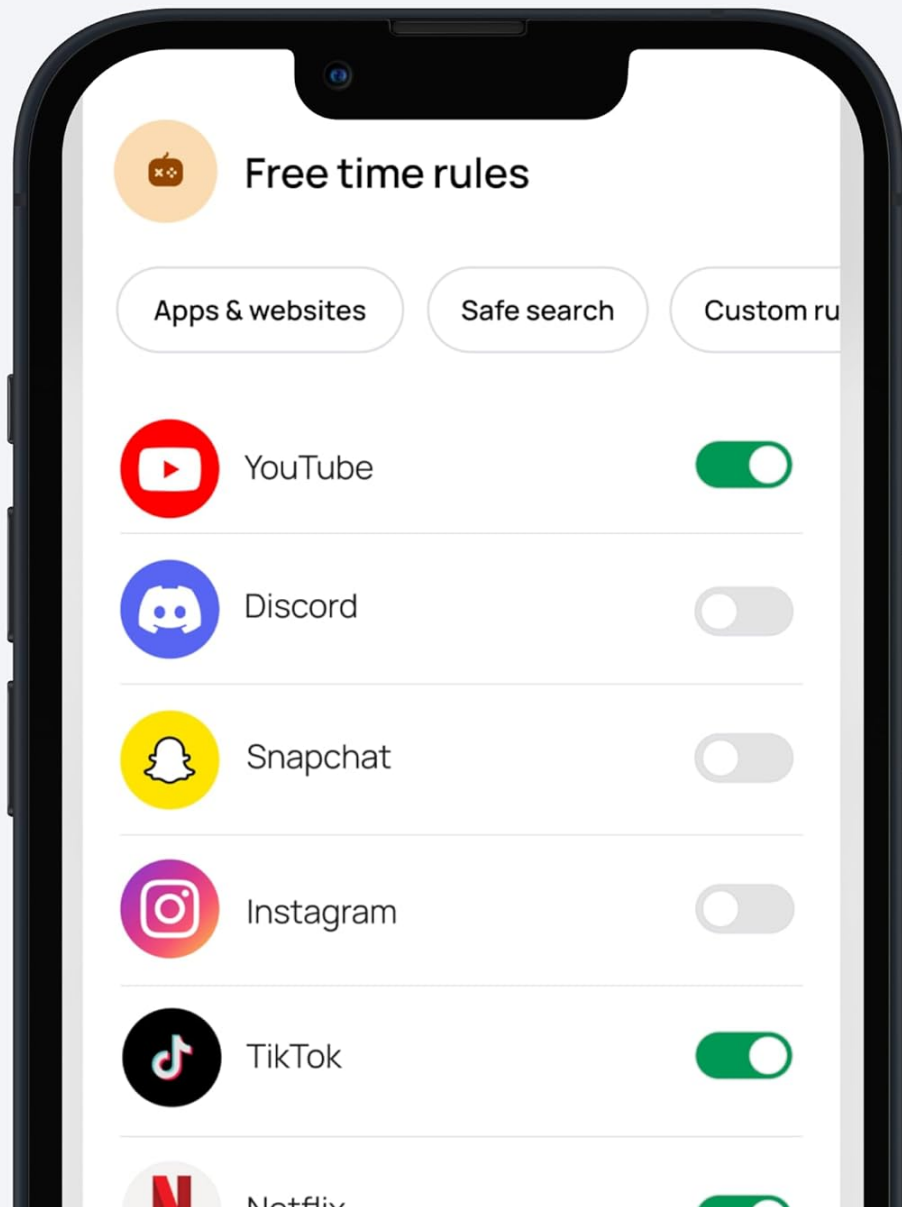


Image: A smartphone screen showing the Bark app's "Free time rules" interface, with toggles to enable or disable access to specific apps like YouTube, Discord, Snapchat, Instagram, and TikTok.

- **Pause the Internet:** Instantly pause internet access for all connected devices or specific profiles with a single tap. This is useful for family dinners or study time.

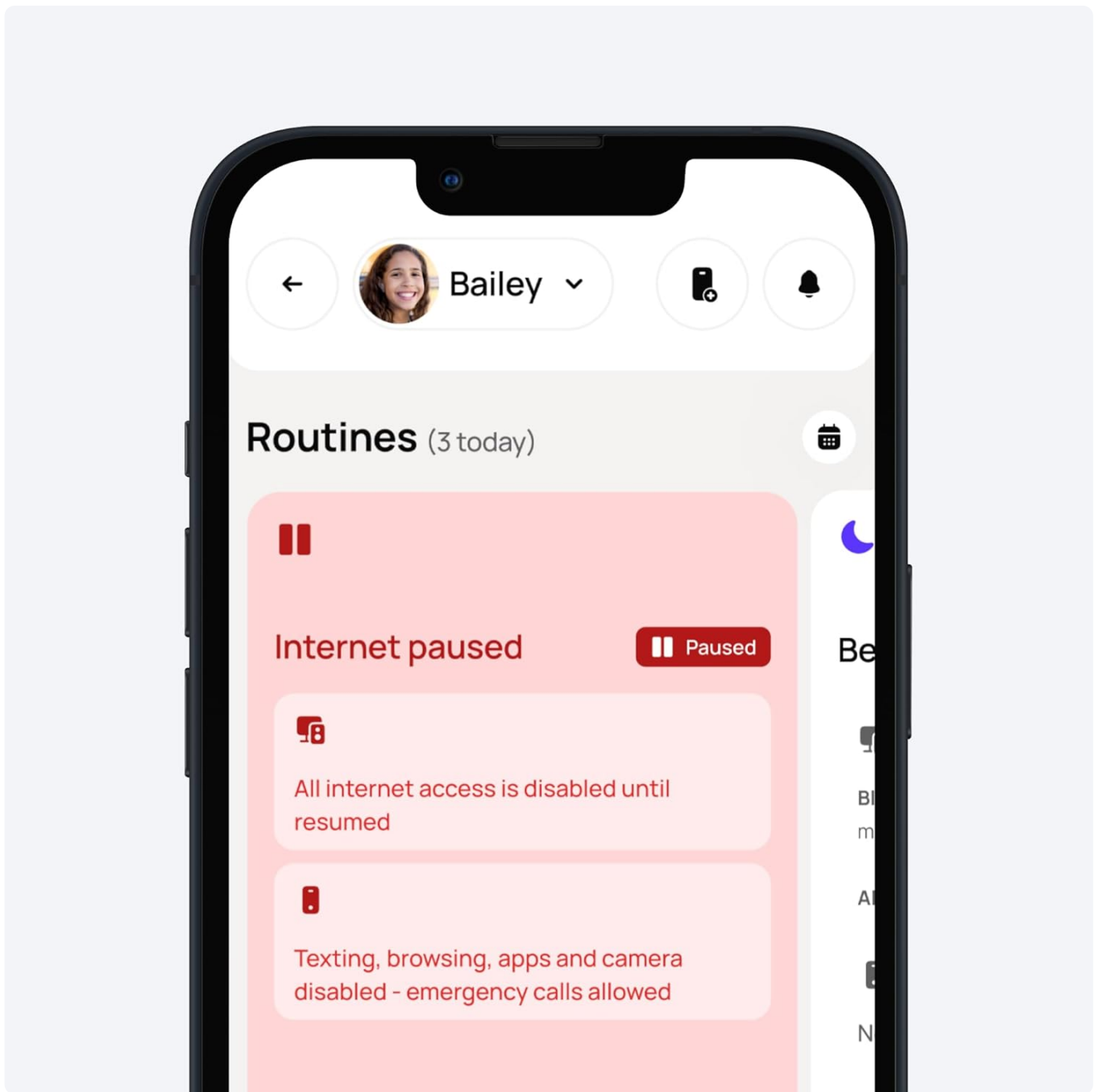


Image: A smartphone screen displaying the Bark app with a prominent "Internet paused" notification, indicating that all internet access is temporarily disabled for the user "Kit".

- **Mandatory Safe Search:** Enforce safe search settings on popular search engines like Google and YouTube to filter out explicit search results.
- **Monitor Devices:** The Bark Home system can manage various devices connected to your home network, including laptops, gaming consoles (Xbox, PlayStation, Nintendo Switch), tablets, and smart televisions.



Image: A woman looking at her phone, with overlaid graphics indicating control over a Roku Device and a Nintendo Switch, illustrating the multi-device management capability.

## MAINTENANCE

---

To ensure optimal performance and longevity of your Bark Home device, consider the following maintenance tips:

- **Keep Firmware Updated:** Ensure your Bark Home device's firmware is always up-to-date. Updates often include performance improvements, security patches, and new features. The Bark app will typically notify you of available updates.
- **Clean Regularly:** Dust can accumulate on the device's vents, potentially leading to overheating. Gently wipe the exterior with a soft, dry cloth. Avoid using liquid cleaners.
- **Proper Placement:** Place the device in a well-ventilated area, away from direct sunlight, heat sources, and moisture. Ensure it is not obstructed by other objects.
- **Network Stability:** A stable internet connection is crucial for the Bark Home to function correctly. Ensure your router and modem are also well-maintained and functioning optimally.



## TROUBLESHOOTING

---

If you encounter issues with your Bark Home system, try the following troubleshooting steps:

- **No Internet Access on Devices:**
  - Check the Bark app to ensure internet access hasn't been paused or blocked for the specific device or profile.
  - Verify that the Bark Home device is properly connected to your router/modem and has power.
  - Restart your Bark Home device, router, and modem.
- **New Devices Appearing as Unmanaged:**
  - When a new device connects to your network, it may initially appear as "unmanaged" in the Bark app. You will receive a notification.
  - Immediately assign the device to the appropriate restricted group or profile within the Bark app to apply your desired rules.
  - Be aware that some advanced users might attempt to bypass network security (e.g., via proxy servers, private IPs, or iCloud Relay). If a device's identity changes, it might reappear as unmanaged. You will need to re-assign it.
- **App or Website Blocking Not Working:**
  - Ensure the specific app or website is correctly added to your blocked list in the Bark app.
  - Confirm that the rules are applied to the correct user profile or device.
  - Some apps or games may have complex network interactions. If issues persist, consult the Bark support website for specific guidance on problematic applications.
- **Slow Internet Speed:**
  - The Bark Home device is designed to support high speeds and should not significantly slow down your Wi-Fi network.
  - If you experience slow speeds, try temporarily disconnecting the Bark Home device to see if speeds improve. If they do, contact Bark support.
  - Ensure your internet service provider (ISP) is not experiencing issues.
- **Contact Support:** If these steps do not resolve your issue, please visit the official Bark support website or contact their customer service for further assistance.

## SPECIFICATIONS

---

Feature	Detail
Model Name	Bark Home
Item Model Number	Bark Home-5000
Brand	Bark
Manufacturer	Bark
Package Dimensions	6.54 x 5.47 x 2.01 inches
Item Weight	9.3 ounces
Connectivity Technology	Ethernet



Wireless Communication Standard	802.11ac
Frequency Band Class	Dual-Band
Frequency	5 GHz
Special Feature	WPS
Compatible Devices	Laptop, Gaming Console, Tablet, Smart Television
Recommended Uses For Product	Gaming, Home
Date First Available	June 10, 2020

## WARRANTY AND SUPPORT

For detailed warranty information and customer support, please refer to the official Bark website or the documentation included with your purchase. Bark provides resources to assist with setup, operation, and any technical issues you may encounter.

**Online Resources:** [www.bark.us](http://www.bark.us)