

Warwick RockBass Alien Deluxe Hybrid Thinline

Warwick RockBass Alien Deluxe Hybrid Thinline Acoustic-electric Bass Guitar

USER MANUAL

INTRODUCTION

This manual provides essential information for the proper setup, operation, and maintenance of your Warwick RockBass Alien Deluxe Hybrid Thinline Acoustic-electric Bass Guitar. Please read this manual thoroughly before using your instrument to ensure optimal performance and longevity.

Product Overview

The Warwick RockBass Alien Deluxe Hybrid Thinline is a 4-string acoustic-electric bass guitar designed for versatility and portability. It features a spruce top, walnut back and sides, a mahogany neck, and a wenge fingerboard. Equipped with both magnetic and piezo pickups, along with active Shadow electronics, it offers a wide range of tonal possibilities for both amplified and unplugged playing.

Key Features

- 4-string Acoustic-electric Bass Guitar
- Spruce Top for articulate and projective sound
- Walnut Back and Sides for warm and bright tones
- Mahogany Neck for stability and comfortable playability
- Wenge Fingerboard for smooth feel
- Hybrid pickup system (magnetic and piezo) with active Shadow electronics
- Thinline body design for enhanced portability

Package Contents

- Warwick RockBass Alien Deluxe Hybrid Thinline Acoustic-electric Bass Guitar
- User Manual (this document)
- Hex wrenches for truss rod and bridge adjustments (if applicable)
- Battery for active electronics (typically 9V, may be pre-installed or included separately)

SETUP

Unpacking and Initial Inspection

Carefully remove the bass guitar from its packaging. Inspect the instrument for any signs of damage that may have occurred during shipping. Check the neck, body, bridge, and headstock for cracks, dents, or other irregularities. If any damage is found, contact your retailer immediately.

Tuning the Instrument

Before playing, ensure your bass is properly tuned. Standard tuning for a 4-string bass is E-A-D-G (from lowest to highest string). Use an electronic tuner for accuracy. Gently turn the tuning pegs to adjust the string tension until each string reaches its correct pitch.

Battery Installation (for Active Electronics)

The active Shadow electronics require a 9V battery for operation. Locate the battery compartment, typically on the side or back of the bass. Open the compartment, insert a fresh 9V battery, observing the correct polarity (+/-), and close the compartment securely. Replace the battery when the sound becomes weak or distorted.

Connecting to Amplification

To amplify your bass, connect a standard 1/4-inch instrument cable from the output jack on the bass to the input of your bass amplifier or direct box. Ensure your amplifier is turned off or at a low volume before connecting or disconnecting the cable to prevent sudden loud noises.

OPERATING INSTRUCTIONS

Basic Playback

Hold the bass comfortably, either seated or standing with a strap. Pluck or pick the strings with your right hand (for right-handed players) while fretting notes on the fingerboard with your left hand. Experiment with different playing techniques to find your preferred sound.

Using the Active Shadow Electronics

Your RockBass Alien Deluxe Hybrid features active Shadow electronics with a blend of magnetic and piezo pickups. This system allows for versatile tone shaping:

- **Volume Control:** Adjusts the overall output level of the bass.
- **Blend Control:** Mixes the signal between the magnetic pickup (typically for a more electric bass tone) and the piezo pickup (for a more acoustic, percussive tone). Experiment to find the desired balance.
- **EQ Controls (Bass, Mid, Treble):** These knobs allow you to boost or cut specific frequency ranges to sculpt your tone.
 - *Bass:* Controls low frequencies for warmth and depth.
 - *Mid:* Affects the presence and punch of your sound.
 - *Treble:* Adjusts high frequencies for brightness and clarity.

Start with all EQ controls at their center (flat) position and make small adjustments to achieve your desired sound. Remember that active electronics require a battery to function.

MAINTENANCE

Cleaning

Regular cleaning will preserve the finish and playability of your bass. Use a soft, lint-free cloth to wipe down the body, neck, and strings after each use to remove sweat, oils, and dust. For the body, a guitar-specific polish can be used sparingly. Avoid abrasive cleaners or solvents.

String Care and Replacement

Strings should be wiped clean after each playing session. Replace strings regularly, as old or corroded strings can negatively impact tone and intonation. When replacing strings, change them one at a time to maintain neck tension.

Humidity and Temperature Control

Acoustic instruments are sensitive to changes in humidity and temperature. Store your bass in a stable environment, ideally between 45-55% relative humidity and 65-75°F (18-24°C). Extreme fluctuations can cause wood to expand, contract, or crack. Consider using a humidifier or dehumidifier in your storage area if necessary.

Storage

When not in use, store your bass in a gig bag or hard case to protect it from dust, impacts, and environmental changes. Avoid leaning the bass against walls or furniture where it could fall.

TROUBLESHOOTING

Problem	Possible Cause	Solution
No sound when plugged in	Dead battery; faulty cable; amplifier off/volume down; input jack issue.	Replace 9V battery; try a different cable; check amplifier power and volume; consult a technician if issue persists.
Buzzing or rattling sound	Loose hardware; fret buzz (low action); worn strings; environmental factors (humidity).	Check all screws and nuts; adjust action (bridge height/truss rod); replace strings; ensure proper humidity.
Poor or inconsistent tone	Old strings; incorrect EQ settings; pickup balance issues; battery low.	Replace strings; adjust EQ and blend controls; replace battery.
Tuning instability	Old strings; improper string winding; faulty tuning machines; neck issues due to humidity.	Replace strings; ensure strings are wound correctly on tuning posts; consult a technician for hardware or neck issues.

For issues not listed here or if solutions do not resolve the problem, it is recommended to consult a qualified guitar technician or contact Warwick customer support.

SPECIFICATIONS



This image displays the main body of the Warwick RockBass Alien Deluxe Hybrid Thinline bass. Visible elements include the natural finish spruce top, the soundhole with the 'Alien Rockbass' label inside, the dark wood bridge, and the four bass strings. The thinline body design is evident, along with the subtle curve of the cutaway.

Feature	Detail
Model	RockBass Alien Deluxe Hybrid Thinline
Body Shape	Thinline Acoustic-electric Bass
Top Material	Spruce
Back & Sides Material	Walnut
Neck Material	Mahogany
Fingerboard Material	Wenge
Number of Strings	4
Pickup System	Hybrid (Magnetic & Piezo) with Active Shadow Electronics
Controls	Volume, Blend, Bass, Mid, Treble
Power	9V Battery (for active electronics)
Color	Natural
Item Weight	13 pounds (approx.)
Product Dimensions (L x W x H)	49.76 x 22.79 x 8.13 inches (approx.)







WARRANTY AND SUPPORT

Warwick products are manufactured to high standards and come with a manufacturer's warranty against defects in materials and workmanship. Please refer to the warranty card included with your purchase or visit the official Warwick website for detailed warranty terms and conditions specific to your region.

For technical support, service, or warranty claims, please contact your authorized Warwick dealer or visit the Warwick customer support portal online. When contacting support, please have your instrument's model number and serial number (found inside the soundhole, as seen in the product image) readily available.

Warwick Official Website: www.warwick.de

Related Documents - RockBass Alien Deluxe Hybrid Thinline

<p>Manual for Warwick and RockBass Alien Acoustic Bass</p>  <p>ENGLISH</p>	<p>Warwick Alien Acoustic Bass Manual</p> <p>Comprehensive manual for Warwick Alien and RockBass Alien acoustic bass guitars, covering stringing, tuning, truss rod adjustment, nut and bridge setup, string gauges, electronics, care, battery replacement, security locks, user kit contents, and warranty information.</p>
<p>Manual for Warwick and RockBass Alien Acoustic Bass</p>  <p>ENGLISH</p>	<p>Warwick & RockBass Alien Acoustic Bass Manual: Features, Setup, and Care</p> <p>Comprehensive user manual for Warwick and RockBass Alien Acoustic Bass guitars. Covers tuning, truss rod adjustment, electronics, maintenance, and warranty information.</p>
	<p>Traveler Guitar Ultra-Light Bass User Guide Setup, Care, and Warranty</p> <p>User guide for the Traveler Guitar Ultra-Light Bass, detailing its unique construction, setup, on-board electronics, stringing and tuning procedures, cleaning and care recommendations, and the 'Bumper to Bumper' limited lifetime warranty. Discover the portability and playability of this travel-sized bass guitar.</p>
 <p>MANUAL</p> <p>Warwick Amplification Multi Connect Bass Amplifier Head MC 300 MC 500</p>	<p>Warwick MC 300 & MC 500 Bass Amplifier Head User Manual</p> <p>Explore the Warwick MC 300 and MC 500 Multi Connect Bass Amplifier Heads. This manual details features, operation, safety guidelines, troubleshooting, and specifications for these versatile bass amps.</p>
	<p>Yamaha Atmosfeel Acoustic Electric Guitar Owner's Manual</p> <p>This owner's manual provides detailed information on the Yamaha Atmosfeel Acoustic Electric Guitar, including controls, precautions, and specifications. Learn how to operate and maintain your guitar for optimal performance.</p>
	<p>Fender and Squier Electric Guitars and Basses 2-Year Limited Warranty</p> <p>Official 2-year limited warranty information for Fender and Squier electric guitars and basses, covering defects in materials and workmanship. Details limitations, exclusions, and warranty service procedures.</p>



SCHLANKE LINIE

Warwick RockBass Alien Deluxe Hybrid Thinline 4&5

Für den perfekten Ton ist keine Kompromisse das Volumen eine wichtige Größe, für die bequeme Spielbarkeit sind es handliche Abmessungen. Das Thinline-Design beim Alien Deluxe will beides unter einen Hut bringen.

TEXT Dirk Groll y **FOTOS** Diete...

Mit einer Korpusgröße von 110 cm ist das Alien Deluxe Hybrid Thinline 4&5 ein Bass, der sowohl die Anforderungen an den Klang als auch an die Spielbarkeit erfüllt. Die handliche Form und das Thinline-Design machen es möglich, das Volumen zu steigern, ohne das Spielgefühl zu verlieren. Das Alien Deluxe Hybrid Thinline 4&5 ist ein Bass, der sowohl die Anforderungen an den Klang als auch an die Spielbarkeit erfüllt. Die handliche Form und das Thinline-Design machen es möglich, das Volumen zu steigern, ohne das Spielgefühl zu verlieren.

was das Alien Deluxe Hybrid Thinline 4&5 ausmacht

Schon beim ersten Blick auf das Alien Deluxe Hybrid Thinline 4&5 fällt die handliche Form und das Thinline-Design auf. Das Alien Deluxe Hybrid Thinline 4&5 ist ein Bass, der sowohl die Anforderungen an den Klang als auch an die Spielbarkeit erfüllt. Die handliche Form und das Thinline-Design machen es möglich, das Volumen zu steigern, ohne das Spielgefühl zu verlieren.

warwick charakter

Schon beim ersten Blick auf das Alien Deluxe Hybrid Thinline 4&5 fällt die handliche Form und das Thinline-Design auf. Das Alien Deluxe Hybrid Thinline 4&5 ist ein Bass, der sowohl die Anforderungen an den Klang als auch an die Spielbarkeit erfüllt. Die handliche Form und das Thinline-Design machen es möglich, das Volumen zu steigern, ohne das Spielgefühl zu verlieren.

[pdf]

Gitarre Bass Ausgabe 11 2019 N Warwick RockBass Alien Deluxe Hybrid Thinline Review by DE 4 String Solid Black Satin GitarreBass RB 5SNdUGoVAhYrUj shopwarwick cstatic io media d8 a1 7d ||| SCHLANKE LINIE Warwick RockBass Alien Deluxe Hybrid Thinline 4 5 Fr den gesunden Ton ist beim Akustikbass das Volumen eine wichtige Gre, fr die bequeme Spielbarkeit sind es handliche Abmessungen. Das Thinline-Design beim Alien Deluxe will beides unter einen Hut bringen. TEXT Dirk Groll y FOTOS Diete... lang:de score:61 filesize: 664.42 K page_count: 2 document date: 2019-12-09

Warwick RockBass Alien Deluxe 5 Hybrid Thinline Test Fünfsaitiger Akustikbass


[HIER DER LINK ZUM REVIEW](#)

Die neue Schallplatte

von Fabian Hübner

09.09.2019

★★★★★ (45/5)



Die Alien Deluxe Hybrid Thinline 5 ist ein Bass, der sowohl die Anforderungen an den Klang als auch an die Spielbarkeit erfüllt. Die handliche Form und das Thinline-Design machen es möglich, das Volumen zu steigern, ohne das Spielgefühl zu verlieren.

warwick charakter

Schon beim ersten Blick auf das Alien Deluxe Hybrid Thinline 5 fällt die handliche Form und das Thinline-Design auf. Das Alien Deluxe Hybrid Thinline 5 ist ein Bass, der sowohl die Anforderungen an den Klang als auch an die Spielbarkeit erfüllt. Die handliche Form und das Thinline-Design machen es möglich, das Volumen zu steigern, ohne das Spielgefühl zu verlieren.

[pdf] User Manual Label

Andy Freyer 09 2019 Bonedo DE Warwick RockBass Alien Deluxe 5 Hybrid Thinline shop warwick de media ef 4c 05 Warwick RockBass Alien Deluxe 5 Hybrid Thinline Test Fnfsaitiger Akustikbass HIER DER LINK ZUM REVI ... ten Nanomagnetic-Pickup von Shadow, der die Klangpalette des Basses deutlich erweitert. Der Warwick RockBass Alien Deluxe Hybrid Thinline ist als Viersaiter und als Fnfsaiter sowie jeweils als bundier... lang:de score:41 filesize: 873.29 K page_count: 8 document date: 2019-09-13



[\[pdf\]](#) User Manual

Warwick RockBass Alien Deluxe Hybrid Thinline 5 String Review by BassQuarterly DE 05 2019 Lefthand
Natural Transparent Satin shopwarwick cstatic io media 67 b7 03 |||

ACOUSTICS Der erste Alien war in den frühen neunziger Jahren gelandet. Sein fremdes Aussehen und innovative Konstruktionsdetails ließen den Akustikbass schnell zum Klassiker aufsteigen. Dass Warwick aktuell weitere preislich attraktive RockBass-Modelle des Designs herausbringt, gibt Anlass für einige ...

lang:de score:34 filesize: 294.11 K page_count: 4 document date: 2019-10-08

[\[pdf\]](#)

Warwick RockBass Alien Deluxe Hybrid Thinline Review by DeBassist NL 01 2020 4 String Solid Black Satin AlienThinlineV7kO79qjZrwoC shopwarwick cstatic io media f6 4f 9e |||

Test Tekst: Jurren Mekking Warwick Alien Thinline De enige optie De elektrische gitaar is duidelijk het vervolg op de akoestische gitaar, maar dat gaat niet op voor de basgitaar. De akoestische basgitaar is niet de voorloper van de elektrische basgitaar. Dus als we de elektrische basgitaar al hebb...

lang:nl score:34 filesize: 164.34 K page count: 2 document date: 2020-02-18

[\[pdf\]](#)

Warwick RockBass Alien Deluxe Hybrid Thinline 4 String Review by TopGuitar PL 11 2019 Lefthand
Natural Transparent Satin RB DeLuxe NTS shopwarwick cstatic io media c1 61 bc |||

lang:nl score:26 filesize: 361.16 K page_count: 3 document date: 2019-12-09