

INFANS BB5585BK

INFANS High Chair Instruction Manual

Model: **BB5585BK**

Brand: INFANS

INTRODUCTION

Thank you for choosing the INFANS High Chair. This manual provides essential information for the safe assembly, operation, and maintenance of your high chair. Please read all instructions carefully before use and retain this manual for future reference.

SAFETY INFORMATION

WARNING: Failure to follow these warnings and instructions could result in serious injury or death.

- Always secure your child in the high chair with the 5-point safety harness.
- Never leave your child unattended in the high chair.
- Ensure the high chair is placed on a flat, stable surface.
- Lock all wheels when the high chair is stationary to prevent accidental movement.
- The high chair is designed for children aged 0-36 months.
- This product is **US. CPSIA APPROVED**, made from non-toxic and food-grade PP materials, free from BPA, PVC, Phthalates, Lead, Latex, and Formaldehyde.

A-Shaped Stable Structure

The high chair features an A-shaped design with two sturdy supports on both sides, enhancing stability and preventing tipping. A safety baffle is integrated to prevent the baby from slipping off.

A - shaped stable structure prevents the baby from tipping over



Image: The A-shaped stable structure of the high chair, along with the 5-point safety harness and safety baffle, designed for enhanced child security.

COMPONENTS

Familiarize yourself with the main components of your INFANS High Chair:

- Main Frame (A-shaped structure with legs)
- Seat Unit with 5-point Safety Harness
- Removable & Soft PU Cushion
- Double Trays (Upper dishwasher-safe tray, Lower play tray)
- Footrest
- 4 Lockable 360° Wheels
- Large Detachable Storage Basket

SETUP AND ASSEMBLY

The INFANS High Chair is designed for straightforward assembly. Follow the instructions provided in the packaging for detailed step-by-step guidance. Ensure all parts are securely connected before first use.

OPERATING INSTRUCTIONS

Tray Adjustment and Removal

The high chair features a one-hand removable double tray system. The upper tray can be easily detached for cleaning or to allow your child to sit closer to the table. The lower tray serves as a play area.



Image: A hand demonstrating the one-hand removal mechanism of the high chair tray.

To remove the tray, locate the release mechanism (usually a button or lever) under the tray and press it while pulling the tray forward. To reattach, align the tray with the slots on the armrests and push until it clicks into place. The tray offers 3 positions to accommodate babies of different ages.

Height, Recline, and Footrest Adjustments

The high chair offers multiple adjustment options to ensure comfort and adaptability as your child grows:

- **Seat Height:** Adjust the seat to 7 different height positions to match various table heights.
- **Backrest Recline:** The backrest can be adjusted to 3 positions for optimal comfort, whether your child is eating or resting.

- **Footrest:** Adjust the footrest to 3 positions and 3 length levels to support your child's legs comfortably.

Applicable Age: 0 - 36 months

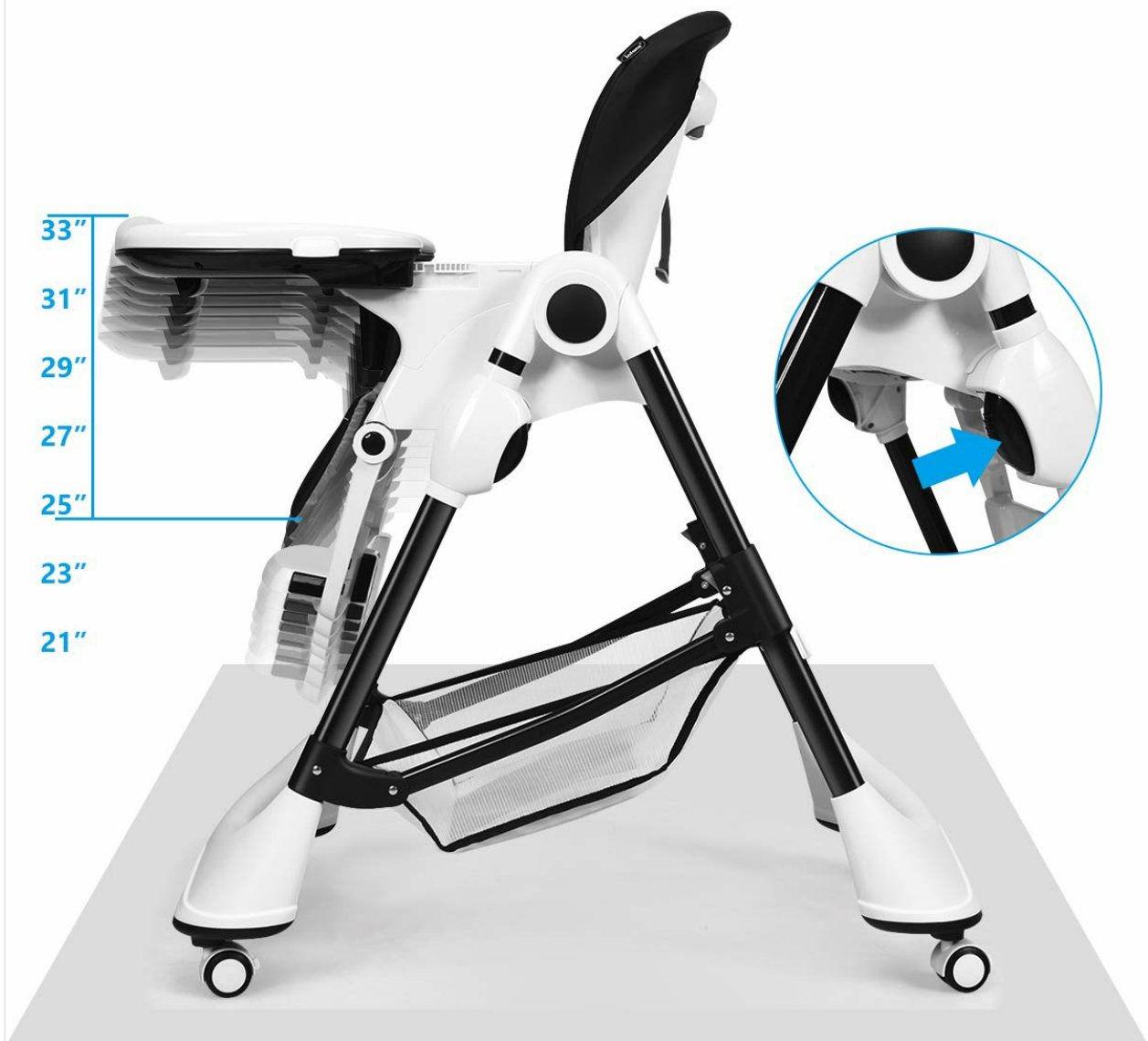


Image: Side view of the high chair illustrating the various height adjustment levels.

Lockable Wheels

The high chair is equipped with 4 lockable 360° wheels for easy mobility and secure positioning. To move the high chair, unlock the wheels. To keep it stationary, press down on the wheel locks until they click into place.

Storage Basket

A large, detachable mesh storage basket is located beneath the seat, providing convenient access to bibs, towels, and baby toys. The basket attaches with four hooks and can be easily removed for cleaning.



① Removable & Soft PU Cushion

② Detachable Large Storage Basket

③ Horseshoe design-Stable




Image: Close-up view of the detachable large storage basket and the waterproof PU cushion being wiped clean.

Folding for Storage

The high chair features a self-standing folding design for compact storage. To fold, press the release buttons on both sides of the frame and collapse the chair. The tray can be stored on the leg supports.

Easily Fold to Save Space



Image: Visual guide demonstrating the folding mechanism of the high chair for space-saving storage.

MAINTENANCE

Cleaning

- **Trays:** The upper tray is dishwasher safe for easy cleaning. The lower tray can be wiped clean with a damp cloth.
- **Cushion:** The removable and waterproof PU cushion cover is easy to wipe clean with a damp cloth and mild soap. Avoid harsh chemicals.
- **Frame:** Wipe the frame with a damp cloth and mild soap. Dry thoroughly.
- **Storage Basket:** The mesh storage basket is detachable and can be hand-washed or wiped clean.

One-hand removable tray

for easy in and out



Image: A hand removing the high chair tray, illustrating its detachability for cleaning.

TROUBLESHOOTING

If you encounter any issues with your INFANS High Chair, please refer to the following common solutions:

- **Difficulty Adjusting Height/Recline:** Ensure no obstructions are present and that release buttons/levers are fully engaged.
- **Wheels Not Locking/Rolling:** Check for debris in the wheels or ensure the lock mechanism is fully engaged/disengaged.
- **Tray Not Attaching Securely:** Verify that the tray is aligned correctly with the armrest slots and pushed firmly until it clicks.
- **Child Slipping:** Always use the 5-point safety harness and ensure it is adjusted snugly. The safety baffle should be in place.

For persistent issues, please contact INFANS customer support.

SPECIFICATIONS

Feature	Detail
Model Number	BB5585BK
Product Dimensions (Open)	22"D x 33"W x 42"H (55.88 cm D x 83.82 cm W x 106.68 cm H)
Item Weight	17 pounds (7.71 kg)
Maximum Weight Recommendation	50 Pounds (22.68 kg)
Material Type	Faux Leather, Iron, Polypropylene, Polyurethane, Polyvinyl Chloride
Recommended Age	0-36 months

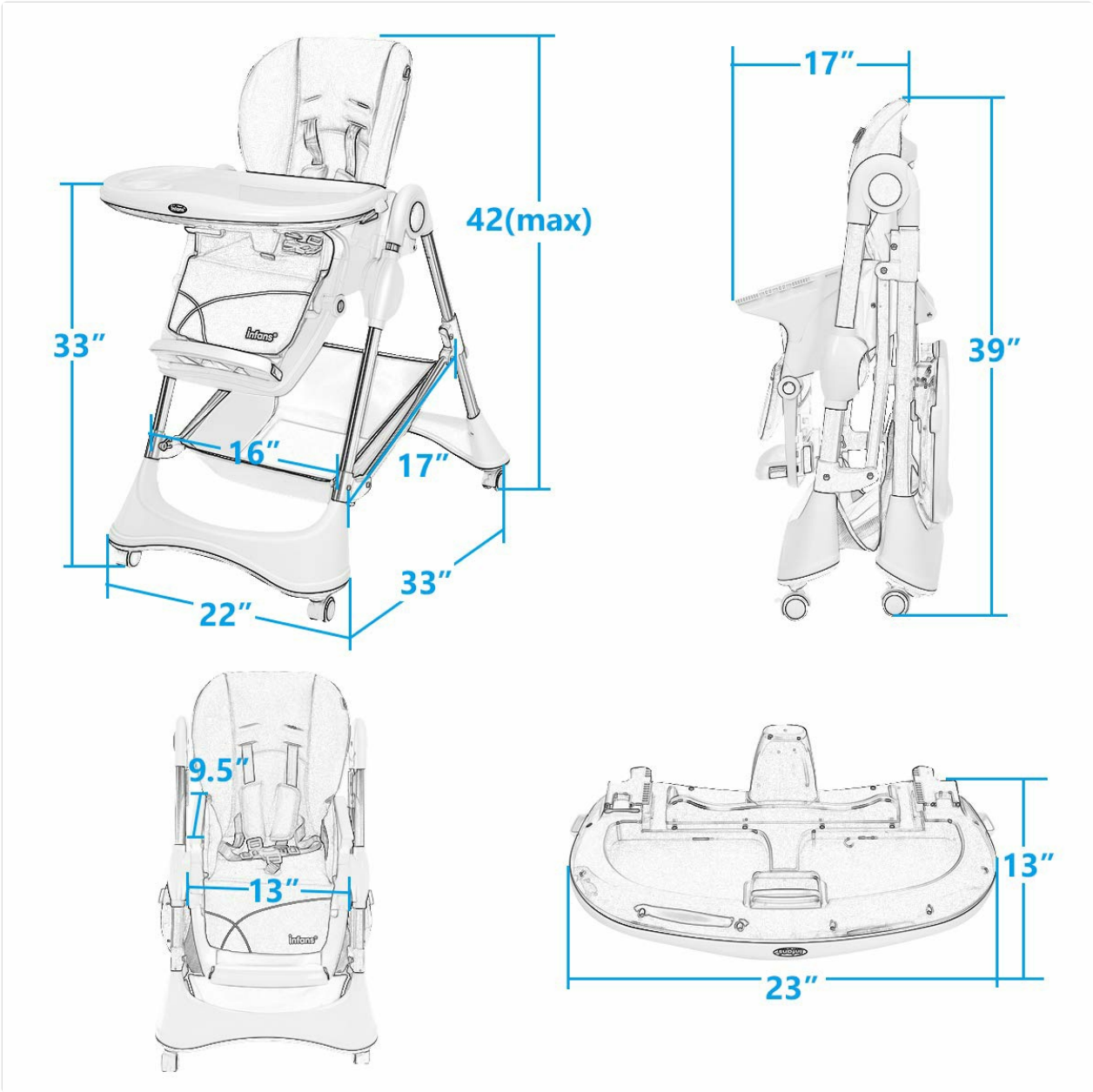


Image: Technical drawing displaying the dimensions of the high chair when fully assembled and when folded for storage.

OFFICIAL PRODUCT VIDEOS

INFANS High Chair with One Hand Removable Tray

Your browser does not support the video tag.

Video: This official product video demonstrates the key features of the INFANS High Chair, including the one-hand removable tray, 360-degree lockable wheels, and various adjustments for height, recline, and footrest. It also showcases the convenient storage basket and ease of cleaning.

WARRANTY AND SUPPORT

For warranty information or customer support, please refer to the contact details provided with your purchase or visit the official INFANS website. Keep your proof of purchase for any warranty claims.