

Manuals+

[Q & A](#) | [Deep Search](#) | [Upload](#)

manuals.plus /

- › [Orno](#) /
- › [ORNO ZS-850 Mechanical Bluetooth Smart Code Lock Handle User Manual](#)

Orno OR-ZS-850

ORNO ZS-850 Mechanical Bluetooth Smart Code Lock Handle User Manual

Model: OR-ZS-850

Brand: Orno

INTRODUCTION

This manual provides comprehensive instructions for the installation, operation, and maintenance of your ORNO ZS-850 Mechanical Bluetooth Smart Code Lock Handle. Please read this manual carefully before installation and use to ensure proper function and safety.

The ORNO ZS-850 is a modern door handle with integrated encryption, suitable for both left and right-handed doors. It offers two primary methods of access: via a user-defined PIN code or through a Bluetooth 4.0 connection using a dedicated mobile application.

PRODUCT FEATURES

- **Dual Access Methods:** Unlock using a PIN code or via Bluetooth 4.0 and the mobile application.
- **Easy Installation:** Designed for straightforward replacement of existing door handles, requiring no drilling, sawing, or cable laying. Ideal for retrofitting.
- **Keyless Entry:** Provides convenient keyless access for various door types, including office doors, interior doors, rental property doors, and composite doors.
- **Weather Resistance:** Features an IP44 protection rating, allowing for outdoor installation, such as building entrances.
- **High Quality Construction:** Manufactured from durable stainless steel for precision, security, and longevity.
- **Temporary and Permanent Access:** Ability to grant both temporary and permanent access permissions via the application.

PACKAGE CONTENTS

Before beginning installation, please verify that all components are present:

- ORNO ZS-850 Smart Code Lock Handle (Indoor and Outdoor units)
- Mounting Screws

- Installation Material
- User Manual (this document)



Image: The ORNO ZS-850 Smart Code Lock Handle, showing the main handle unit with numerical buttons and a smartphone displaying the "Unlock Now" screen of the control application.

SETUP AND INSTALLATION

The ORNO ZS-850 is designed for easy installation, replacing an existing door handle. Ensure your door thickness is between 38 mm and 58 mm.

1. Preparation

1. Remove your existing door handle.
2. Ensure the door's mortise lock and spindle are compatible with the new handle.
3. Insert 2x CR2 batteries into the designated compartment of the handle (batteries not included).

2. Installation Steps

1. Align the spindle with the mortise lock.
2. Insert the outdoor handle unit (with keypad) and the indoor handle unit onto the spindle, ensuring proper

orientation.

3. Secure both handle units using the provided mounting screws. Tighten firmly but do not overtighten.
4. Test the handle's mechanical operation to ensure smooth movement.

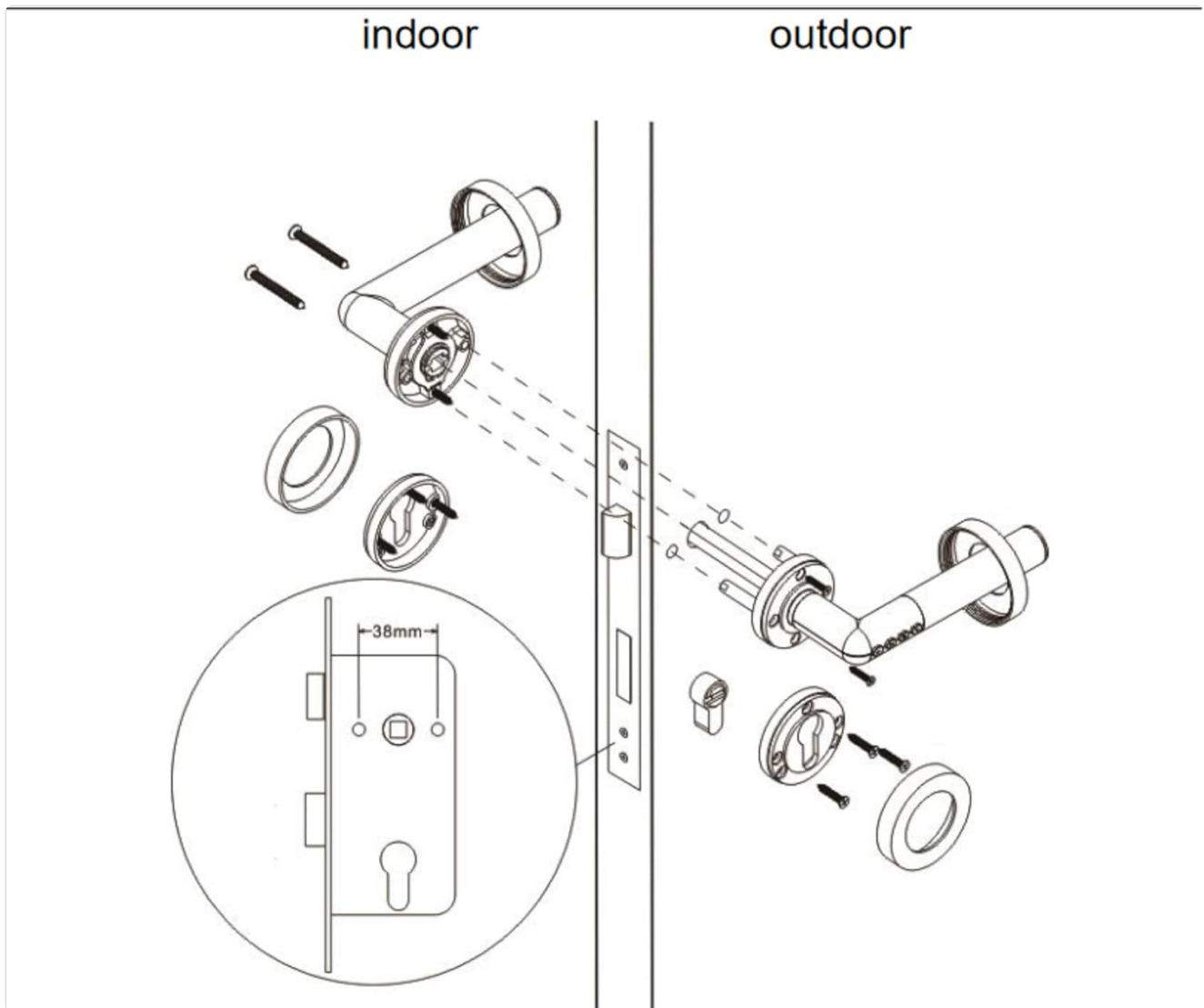


Image: An exploded diagram illustrating the components of the ORNO ZS-850 handle and their assembly onto a door, showing indoor and outdoor parts and the spindle mechanism.




Image: The ORNO ZS-850 Smart Code Lock Handle installed on a light wooden door, with a hand holding a smartphone displaying the "Unlock Now" feature of the control application.

OPERATING INSTRUCTIONS

1. Initial Setup and App Connection

1. Download the official ORNO Smart Lock application from your device's app store (iOS/Android).
2. Open the app and follow the on-screen instructions to create an account or log in.
3. Ensure Bluetooth is enabled on your smartphone.
4. Within the app, search for and pair with your ORNO ZS-850 handle. The handle may require a specific action (e.g., pressing a button) to enter pairing mode. Refer to the app's instructions for details.
5. Once paired, you can set up your initial PIN code and manage user access.

2. Unlocking with PIN Code

- Enter your pre-programmed PIN code using the numerical buttons on the handle.
- Press the unlock/confirm button (if applicable, refer to app for specific button function).

- Turn the handle to open the door.

3. Unlocking via Bluetooth App

- Open the ORNO Smart Lock application on your smartphone.
- Ensure you are within Bluetooth range of the handle.
- Tap the "Unlock Now" button within the app.
- Turn the handle to open the door.



Image: The ORNO ZS-850 Smart Code Lock Handle installed on a dark wooden door, blending into an office environment with a desk and chair visible in the background.

MAINTENANCE

- **Cleaning:** Wipe the handle with a soft, damp cloth. Do not use abrasive cleaners or solvents, as they may damage the finish or electronic components.
- **Battery Replacement:** The handle requires 2x CR2 batteries. When the battery level is low, the app will notify you, or the handle may indicate it with a specific light/sound pattern. Replace batteries promptly to ensure continuous operation.
- **Firmware Updates:** Periodically check the ORNO Smart Lock application for available firmware updates for your handle. Updates can improve performance, add features, or enhance security.

TROUBLESHOOTING

Problem	Possible Cause	Solution
---------	----------------	----------

Problem	Possible Cause	Solution
Handle not responding to PIN code.	Incorrect PIN entered; Low battery; Keypad malfunction.	Verify PIN code; Replace batteries; Contact support if issue persists.
Cannot connect via Bluetooth app.	Bluetooth off; Out of range; App not updated; Handle not in pairing mode.	Ensure Bluetooth is on; Move closer to handle; Update app; Refer to app for pairing mode instructions.
Handle feels stiff or difficult to turn.	Improper installation; Obstruction in mortise lock; Worn components.	Recheck installation alignment; Inspect mortise lock for debris; Contact support if mechanical issue.
Battery drains quickly.	Frequent usage; Poor quality batteries; Environmental factors (extreme cold).	Use high-quality CR2 batteries; Consider usage patterns.

SPECIFICATIONS

Feature	Detail
Model Number	OR-ZS-850
Brand	Orno
Dimensions (L x W x H)	15.7 x 16.1 x 5.6 cm
Weight	670 Grams
Power Supply	2x CR2 Batteries (not included)
Communication Standard	Bluetooth 4.0
Operation Mode	Bluetooth + Code
Protection Class	IP44
Door Thickness Compatibility	38 mm - 58 mm
Material	Stainless Steel
Color	Stainless Steel (inox)

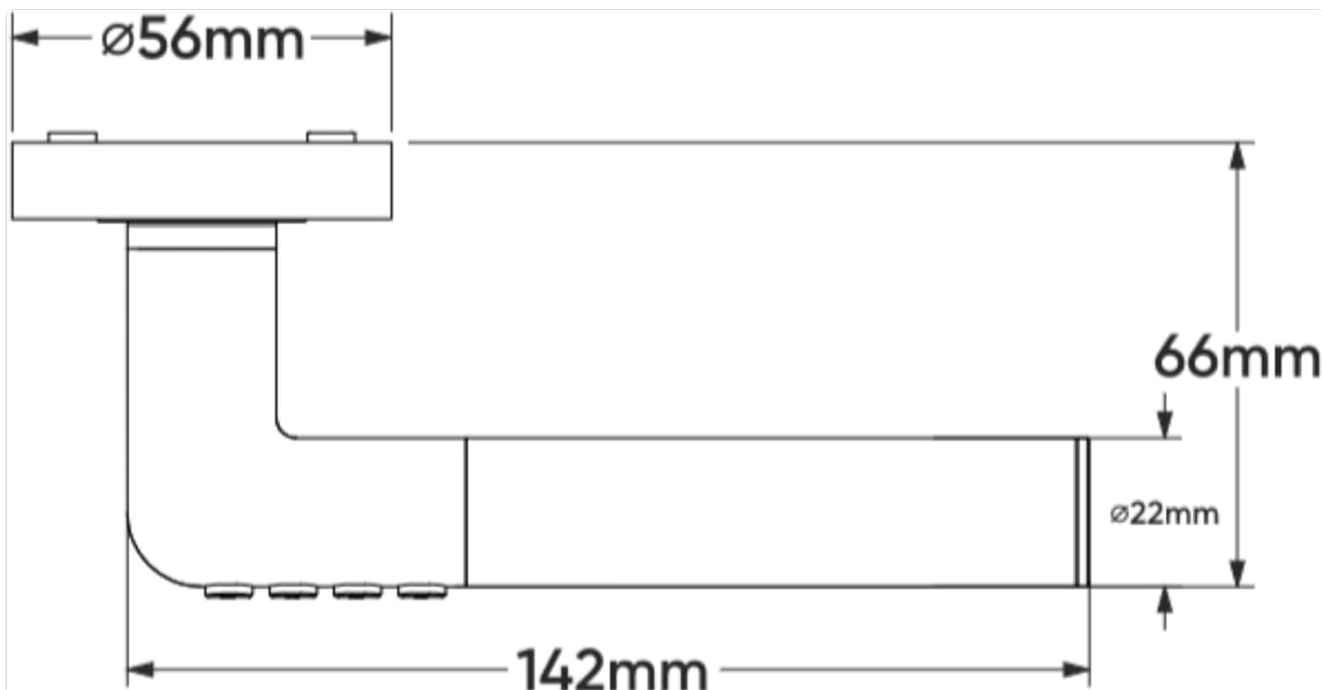


Image: A technical drawing of the ORNO ZS-850 handle, showing key dimensions such as length (142mm), height (66mm), and base diameter (56mm).

WARRANTY AND SUPPORT

For warranty information and technical support, please refer to the official Orno website or contact their customer service directly. Keep your purchase receipt as proof of purchase.

Manufacturer: Orno

Contact Information: Please visit www.orno.pl for the latest support resources and contact details.