

Feit Electric TAPE16/RGBW/AG/RP

Feit Electric Smart LED Light Tape Strips Instruction Manual

Model: TAPE16/RGBW/AG/RP

PRODUCT OVERVIEW

The Feit Electric 16 ft. color changing and warm white color SMART Wi-Fi LED Strip Tape Light offers versatile lighting for any space. It is designed to work seamlessly with voice assistants like Alexa and Google Assistant, as well as through the Feit Electric mobile app. This smart strip light provides effortless control over your lighting, allowing you to turn lights on/off, dim, set groups, and create schedules from anywhere with Wi-Fi or cellular network access. You can tailor the light to suit your mood, choosing from a relaxing 2700K soft white or over a million vibrant colors. No special smart home hub is required, as it connects directly to your 2.4 GHz Wi-Fi network. It's an energy-efficient and cost-effective solution for modern smart lighting projects.



Figure 1: Feit Electric Smart LED Light Strip packaging, highlighting key features and connectivity.

KEY FEATURES

- **Easy Connectivity:** Compatible with 2.4 GHz Wi-Fi networks, allowing remote control via the Feit Electric app, Alexa, or Google Assistant.
- **Voice Control:** Seamlessly integrates with Amazon Alexa and Google Assistant for hands-free operation.
- **Color Changing & Dimmable:** Offers soft white 2700K and over a million color options, with full dimming capabilities.
- **Energy Efficient:** Uses only 12 Watts while producing 1100 lumens, providing high-quality, energy-saving LED lighting.
- **Durable & Safe:** ETL Listed and FCC Compliant, 100% mercury-free, and rated IP44 for indoor or outdoor use.
- **Remote Control Included:** Comes with a 100 ft. range remote for convenient control without the app.

PACKAGE CONTENTS

Verify that all items are present in your package:

- 16 ft. Smart LED Light Strip

- Remote Control
- Power Adapter
- Mounting Clips and Screws



Figure 2: Contents of the Feit Electric Smart LED Light Strip package.

SETUP & INSTALLATION

Physical Installation

1. **Prepare Surface:** Ensure the surface where the strip will be installed is clean, dry, and smooth.
2. **Measure and Plan:** Measure the desired length and path for the light strip. The strip can be cut at designated marks if a shorter length is needed (consult product manual for specific cutting instructions).
3. **Apply Strip:** Peel off the adhesive backing and carefully press the light strip onto the surface. For added security and long-term stability, use the included mounting clips and screws at regular intervals, especially around corners or where the strip might sag.
4. **Connect Power:** Connect the light strip to the power adapter and plug it into a standard electrical outlet.



For 24/7 customer support,
visit **feit.com/help**



Figure 3: Example of LED strip installation using mounting clips for secure placement.

App Connection (Feit Electric App)

1. **Download App:** Download the free Feit Electric app from the App Store (iOS) or Google Play Store (Android).
2. **Create Account:** Open the app and create a new account or log in to an existing one.
3. **Add Device:** Follow the in-app instructions to add your new Smart LED Light Strip. Ensure your mobile device is connected to a 2.4 GHz Wi-Fi network during the pairing process.
4. **Pairing:** The app will guide you through the pairing steps, which typically involve turning the light strip on and off a few times to enter pairing mode.



Download the
free Feit App for
Android and iOS




Figure 4: Download the Feit Electric App for seamless control.

OPERATION

Using the Remote Control

The included remote control provides convenient access to basic functions:

- **ON/OFF:** Press the 'ON' button to turn the lights on, and 'OFF' to turn them off.
- **White Light Adjustment:** Use the 'WHITE' up/down arrows to adjust the brightness of the white light.
- **Change Colors:** Press 'CHANGE COLORS' to cycle through various preset colors.
- **Strobe Colors:** Activates a rapid flashing sequence of colors.
- **Flash Colors:** Initiates a slower flashing sequence of colors.
- **Fade Colors:** Transitions smoothly between different colors.



Figure 5: Remote control for the Feit Electric Smart LED Light Strip.

Using the Feit Electric App

The Feit Electric app unlocks the full potential of your smart light strip:

- **Remote Access:** Control your lights from anywhere with an internet connection.
- **Dimming:** Precisely adjust brightness levels.
- **Grouping:** Group multiple Feit Smart devices to control them simultaneously.
- **Voice Control:** Connect to Amazon Alexa or Google Assistant for voice commands.
- **Scheduling:** Set custom schedules for lights to turn on/off or change modes automatically.
- **Device Sharing:** Share control of your lights with family members.
- **Custom Scenes:** Create and save personalized lighting scenes with preferred colors and brightness settings.



Voice Control

Works with Amazon Alexa or Hey Google
when connected through your Feit app




Figure 6: Overview of features available through the Feit Electric app.

Anytime, Anywhere

Turn On/Off and manage with your smartphone



Remote Access



Dimming



Grouping



Voice Control



Scheduling



Device Sharing

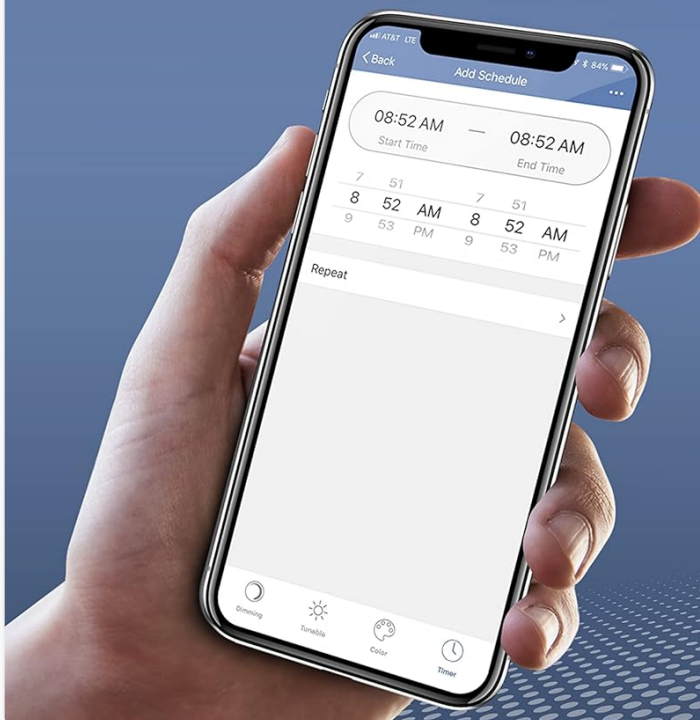


Figure 7: Voice control integration with Amazon Alexa and Google Assistant.



Figure 8: The LED strip light can display a wide range of colors.

MAINTENANCE

To ensure the longevity and optimal performance of your Feit Electric Smart LED Light Strip:

- **Cleaning:** Gently wipe the light strip with a soft, dry cloth. Do not use abrasive cleaners or solvents.
- **Water Exposure:** While rated IP44 for indoor/outdoor use, avoid submerging the strip in water or exposing it to direct, heavy rainfall. Ensure all connections are secure and protected from moisture.
- **Adhesive Check:** Periodically check the adhesive and mounting clips to ensure the strip remains securely in place. Reapply or reinforce as needed.

TROUBLESHOOTING

Problem	Possible Cause	Solution
Light strip does not turn on.	No power, loose connection, power adapter issue.	Check if the power adapter is securely plugged into the outlet and the strip. Try a different outlet.
Cannot connect to Wi-Fi.	Incorrect Wi-Fi band (not 2.4 GHz), incorrect password, too far from router.	Ensure your router is broadcasting a 2.4 GHz network. Verify Wi-Fi password. Move the light strip closer to the router. Reset the light strip and try pairing again.
Remote control not working.	Battery depleted, obstruction, out of range.	Replace the remote control battery. Ensure no obstructions between the remote and the light strip's receiver. Move closer to the light strip.
Adhesive not holding.	Surface not clean/smooth, environmental factors.	Clean the surface thoroughly before application. Use additional mounting clips or double-sided tape for reinforcement.

Problem	Possible Cause	Solution
Colors are inconsistent or not displaying correctly.	Damaged section of the strip, software glitch.	Check for any visible damage on the strip. Restart the light strip by unplugging and re-plugging it. If using the app, close and reopen it.

SPECIFICATIONS

- **Model Number:** TAPE16/RGBW/AG/RP
- **Color:** Multi-color RGBW
- **Light Source Type:** LED
- **Length:** 16 ft.
- **Brightness:** 1100 Lumens
- **Wattage:** 12 Watts
- **Voltage:** 120 Volts
- **Color Temperature:** 2700 Kelvin (Soft White)
- **Dimmable:** Yes
- **Connectivity:** Wi-Fi (2.4 GHz)
- **Control Methods:** Feit Electric App, Remote Control, Voice (Alexa, Google Assistant)
- **Indoor/Outdoor Usage:** Outdoor, Indoor (IP44 Water Resistant)
- **Certifications:** ETL-Listed, FCC Compliant, RoHS
- **Item Weight:** 1.23 pounds (0.56 Kilograms)
- **Product Dimensions:** 10.5 x 1.9 x 11.5 inches

WARRANTY AND SUPPORT

Warranty: This Feit Electric product comes with a one-year warranty from the date of purchase. Please retain your proof of purchase for warranty claims.

Customer Support: For any questions, technical assistance, or warranty inquiries, please contact Feit Electric customer service:

- **Email:** info@feit.com
- **Toll-Free Phone:** 1-866-326-BULB
- **Online Help:** Visit help.feit.com for FAQs and additional resources.



Download the
free Feit App for
Android and iOS




Figure 9: Feit Electric customer support information.