

## Manuals+

[Q & A](#) | [Deep Search](#) | [Upload](#)

[manuals.plus](#) /

› [BIOBUDDI](#) /

› [BIOBUDDI Farm Yard Animals Building Blocks User Manual](#)

### BIOBUDDI BB-0219

# BIOBUDDI Farm Yard Animals Building Blocks User Manual

Model: BB-0219 | Brand: BIOBUDDI

## 1. INTRODUCTION

Welcome to the BIOBUDDI Farm Yard Animals Building Blocks set! This educational toy is designed to stimulate your child's imagination and enhance their motor skills through creative play. Construct a vibrant farm animal scene with biobased, eco-friendly building blocks, fostering a fun and engaging learning experience. This manual provides essential information for assembly, use, and care of your new building block set.



*Image 1.1: The fully assembled BIOBUDDI Farm Yard Animals Building Blocks set, featuring a colorful farm structure, animal figures, and background elements.*

## 2. SAFETY INFORMATION

- **Warning:** Not suitable for children under 1.5 years of age due to small parts that may present a choking hazard.
- Always supervise young children during play.
- Keep packaging materials away from children to prevent suffocation risks.
- Inspect all pieces regularly for damage. Discard any broken or damaged parts immediately.

### 3. PACKAGE CONTENTS

The BIOBUDDI Farm Yard Animals Building Blocks set includes the following components:

- **Total Pieces:** 42
- **Colorful Building Blocks:** 28 pieces (various shapes and sizes)
- **Slot Blocks:** 6 pieces
- **Expression Cards:** 6 pieces (featuring farm animals and elements)
- **Large Background Card:** 1 piece (depicting a farm yard scene)
- **Instruction Booklet:** 1 piece



Image 3.1: The product packaging alongside the building blocks and accessories, illustrating the complete set.

## 4. SETUP AND ASSEMBLY INSTRUCTIONS

Follow these steps to assemble your BIOBUDDI Farm Yard Animals Building Blocks set:

1. **Unpack Components:** Carefully remove all building blocks, slot blocks, expression cards, and the large background card from the packaging.
2. **Prepare Background:** Lay out the large background card on a flat, stable surface. This will serve as the base for your farm scene.
3. **Assemble Base Structure:** Begin by connecting the colorful building blocks to form the main farm structure, such as the barn or animal shelters, as shown in the product images or suggested in the instruction booklet. The blocks are designed for easy connection.
4. **Integrate Slot Blocks:** Use the slot blocks to create vertical supports or unique connections within your structure.
5. **Insert Expression Cards:** The expression cards feature various farm animals and elements. These cards are designed to be pushed out from a larger sheet (as indicated by "Push out card" on the packaging) and then inserted into specific slots or placed around your farm scene to bring it to life. Refer to Image 4.1 for guidance on preparing and placing these cards.
6. **Arrange Accessories:** Place any remaining blocks or accessories, such as hay bales or water troughs, to complete your farm yard.



Image 4.1: Visual guide demonstrating how to detach and utilize the "push out" expression cards and background elements to

## 5. OPERATING AND PLAY INSTRUCTIONS

Once assembled, the BIOBUDDI Farm Yard Animals Building Blocks set offers endless opportunities for imaginative play:

- **Creative Construction:** Encourage your child to build and rebuild different farm structures, animal enclosures, or entirely new creations using the colorful blocks. The blocks are compatible with other widely available building blocks, expanding play possibilities.
- **Role-Playing:** Use the animal expression cards and background elements to create stories and scenarios. Children can engage in role-playing, mimicking farm life and interacting with the animals.
- **Motor Skill Development:** The act of grasping, connecting, and arranging the blocks helps in developing fine motor skills, hand-eye coordination, and spatial reasoning.
- **Imagination and Storytelling:** The set is designed to stimulate imagination, allowing children to invent their own farm adventures and narratives.

## 6. MAINTENANCE AND CARE

To ensure the longevity and hygiene of your BIOBUDDI building blocks, follow these care instructions:

- **Cleaning:** Wipe the blocks with a damp cloth and mild soap if necessary. Rinse thoroughly and air dry. Do not use harsh chemicals or abrasive cleaners.
- **Storage:** Store the blocks in a clean, dry place away from direct sunlight and extreme temperatures to prevent material degradation.
- **Inspection:** Periodically check all pieces for wear and tear. Replace any damaged parts to maintain safety and play quality.

## 7. TROUBLESHOOTING

This building block set is designed for simplicity and durability. Should you encounter any minor issues, consider the following:

- **Blocks Not Connecting:** Ensure the blocks are aligned correctly. Apply gentle, even pressure. If a block is consistently difficult to connect, inspect it for any manufacturing defects or debris.
- **Missing Pieces:** Double-check the packaging and play area. If a piece is genuinely missing from a new set, please contact customer support.
- **Damaged Cards:** The expression and background cards are made of sturdy material but can be bent or torn with excessive force. Handle them with care.

## 8. SPECIFICATIONS

Model Number	BB-0219
Brand	BIOBUDDI
Product Dimensions (LxWxH)	33 x 24 x 8 cm



Item Weight	631 grams
Recommended Age	18 months - 6 years
Number of Pieces	42
Material Type	PE. Biobased (sugarcane-based bioplastic)
Color	Multicolored
Educational Objective	Motor skills









Image 8.1: The BIOBUDDI set highlighting its plant-based material and origin, emphasizing its eco-friendly nature.

## 9. WARRANTY AND SUPPORT

BIOBUDDI products are manufactured to high-quality standards. While specific warranty details are not provided in this manual, please retain your proof of purchase. For any questions, concerns, or to report missing or defective parts, please contact BIOBUDDI customer support through their official website or the retailer where the product was purchased.

For more information about BIOBUDDI and their commitment to sustainable toys, visit their official website.

## Related Documents - BB-0219

	<p><a href="#">BIOBUDDI Wildlife Big Blocks BB-0106 Jungle - Building Toy Instructions</a></p> <p>Discover the BIOBUDDI Wildlife Big Blocks BB-0106 Jungle set, a CO2 neutral, 100% recyclable, and biobased building toy made in the Netherlands. This 27-piece set is suitable for ages 1.5-6 and includes instructions for building an elephant and a jungle-themed animal. Explore other BIOBUDDI Wildlife series like Arctic, Savanna, Steppe, Swamp, Forest, and Lagoon.</p>
	<p><a href="#">BIOBUDDI BIG Blocks: Eco-Friendly Educational Building Toys for Children</a></p> <p>Explore the BIOBUDDI BIG blocks range, including Animal, Numbers, Fruit, Symbols, and Letters sets. These eco-friendly, biobased building toys are made in the Netherlands to develop motor skills and creativity in children aged 1.5 to 6.</p>
	<p><a href="#">BIOBUDDI Learning Animals Building Blocks - Eco-Friendly &amp; Educational Toys</a></p> <p>Discover BIOBUDDI's Learning Animals building blocks (BB-0001), made from sustainable biobased materials. Safe, fun, and educational toys for children aged 1.5-6. Learn about our eco-friendly production process and commitment to the planet.</p>
	<p><a href="#">BIOBUDDI BB-2040 Construction Crane Building Blocks Assembly Instructions</a></p> <p>Detailed step-by-step assembly guide for the BIOBUDDI BB-2040 Construction Crane building block set. This manual provides clear instructions for constructing the toy crane, including parts lists and safety information. Suitable for ages 4-99.</p>
	<p><a href="#">BIOBUDDI Wildlife Big Blocks BB-0106 Jungle - Building Toy Instructions</a></p> <p>Discover the BIOBUDDI Wildlife Big Blocks BB-0106 Jungle set, a CO2 neutral, 100% recyclable, and biobased building toy made in the Netherlands. This 27-piece set is suitable for ages 1.5-6 and includes instructions for building an elephant and a jungle-themed animal. Explore other BIOBUDDI Wildlife series like Arctic, Savanna, Steppe, Swamp, Forest, and Lagoon.</p>
	<p><a href="#">BIOBUDDI BIG Blocks: Eco-Friendly Educational Building Toys for Children</a></p> <p>Explore the BIOBUDDI BIG blocks range, including Animal, Numbers, Fruit, Symbols, and Letters sets. These eco-friendly, biobased building toys are made in the Netherlands to develop motor skills and creativity in children aged 1.5 to 6.</p>