

[Manuals.plus](#) /

> [Micool](#) /

> Micool Bluetooth Headset V5.0 Instruction Manual

Micool 52161554

Micool Bluetooth Headset V5.0 Instruction Manual

Model: 52161554

1. INTRODUCTION

Thank you for choosing the Micool Bluetooth Headset V5.0. This manual provides detailed instructions for setting up, operating, and maintaining your new headset. Designed for clear communication and comfort, this headset features advanced noise cancellation, long-lasting battery life, and multi-device connectivity.



Image: Micool Bluetooth Headset V5.0, showcasing its sleek design.

2. WHAT'S IN THE BOX

Upon opening your Micool Bluetooth Headset package, you should find the following items:

- 1 x Micool DY20 Headset
- 1 x USB Charging Cable

- 1 x Ear Hook
- 3 x EarGels (S/M/L sizes)
- 1 x Quick Start Guide (this manual)
- 2 x Flat EarGels

07 Warranty

Enjoy 180 days of product packaging service from the date of purchase



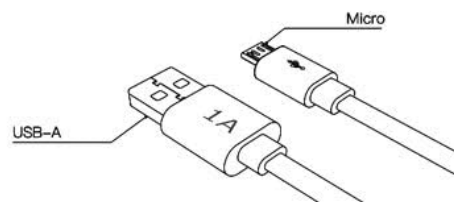
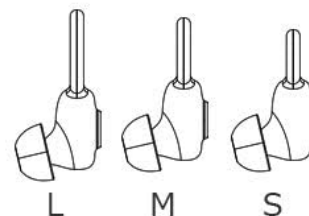
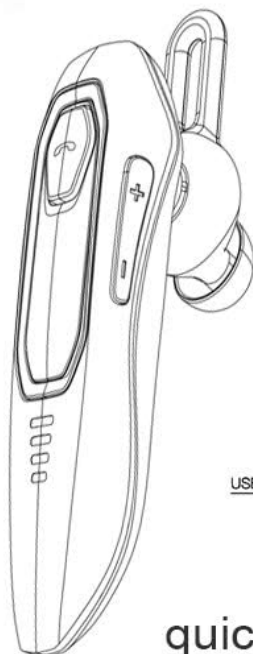
What's in the box?

- 1 DY20 headset
- 3 eargels (S\M\L)
- 1 earhooks
- 1 USB charging cable,
- 1 quick start guide

General

Weight : 10.8 grams (0.33 oz)
Dimensions: 2.4 × 0.77 × 0.54in

Eargel material: Silicon rubber.
Headset materials:
PC/ABS, PC, TPE, TPU, NR rubber, silicon rubber and PP



quick start guide

Image: All components included in the Micool Bluetooth Headset package, including the headset, charging cable, ear hook, and various EarGels.

3. PRODUCT FEATURES

- **Extended Call Time:** Built-in 220mAh battery provides up to 30 hours of talk time and 48 hours of music playback on a single charge. Standby time is up to 15 days.
- **HD Voice & Powerful Noise Cancellation:** Features CVC8.0 noise cancellation and an omnidirectional silicon microphone for clear calls in noisy environments. The 10mm dynamic speaker ensures stereo sound quality.
- **Voice Assistant Support:** Easily activate Siri or Google Assistant with a dedicated button for hands-free control.
- **Multi-Device Connectivity:** Connect to two devices simultaneously, allowing you to listen to music on one and answer calls on another.
- **Comfortable Design:** Ergonomically designed and weighing only 10.8g, the headset offers a secure and comfortable fit for all-day wear. Includes professional ear cap type ear canal mouth design for optimized bass.

Feature Details:


HD Voice & Noise Cancellation



02 HD Voice for crystal-clear calls Powerful noise cancellation



Sensitivity : 101dB SPL at 1 mW/1 kHz
10 mm dynamic speaker



Before noise cancellation After

**Omnidirectional MEMS
Silicon microphone technology**

The headset utilizes CVC8.0 noise cancellation and an omnidirectional MEMS silicon microphone for superior call clarity. A 10mm dynamic speaker delivers rich audio.

Long-Lasting Battery

03 Battery

Long lasting calls

30H
talking time



48H
play music



220mA

5v/1a Micro USB cable

Charging time: Approx. 2~3 hours

Standby time :Up to 15 days

Enjoy up to 30 hours of talk time and 48 hours of music. The 220mAh battery charges in approximately 2-3 hours via the included Micro USB cable, offering up to 15 days of standby time.

Siri/Google Assistant & Multi-Use

04

Siri/Google Assistant

Voice dialing (activate Siri/Google Assistant)*
Voice control (activate Siri/Google Assistant)*



MultiUse
at the same time
Connect to 2 devices
Great for calls on the go

Activate your preferred voice assistant with ease. The headset also supports connecting to two devices simultaneously for seamless switching between calls and media.

Comfortable Fit



05 COMFORTABLE

Wear with or without an earhook for a comfortable fit.



The ergonomic design allows for comfortable wear throughout the day, with or without the ear hook. Multiple EarGel sizes ensure a perfect fit for optimal sound and comfort.

4. SETUP

4.1 Charging the Headset

Before first use, fully charge the headset. Connect the provided USB charging cable to the headset's charging port and to a USB power source (e.g., computer, wall adapter). The charging indicator light will show the charging status. A full charge typically takes 2-3 hours.

4.2 Bluetooth Pairing

1. Ensure the headset is turned off.
2. Press and hold the Multi-function button until the indicator light flashes red and blue alternately, indicating pairing mode.
3. On your mobile device, enable Bluetooth and search for available devices.
4. Select "Micool DY20" from the list of devices.
5. Once connected, the indicator light will flash blue slowly.

To connect to a second device, disable Bluetooth on the first device after successful pairing. Put the headset back into pairing mode and connect to the second device. Then, re-enable Bluetooth on the first device; the headset should automatically connect to both.

5. OPERATING INSTRUCTIONS

5.1 Basic Controls

Function	Action
Power On/Off	Press and hold Multi-function button
Play/Pause Music	Single click Multi-function button
Answer/End Call	Single click Multi-function button
Reject Call	Press and hold Multi-function button
Activate Siri/Google Assistant	Double-click Multi-function button
Volume Up/Down	Click Volume + / - button
Next/Previous Song	Press and hold Volume + / - button for 3 seconds
Check Remaining Power	Double-click Volume + button

6. MAINTENANCE

To ensure the longevity and optimal performance of your Micool Bluetooth Headset, follow these maintenance guidelines:

- **Cleaning:** Use a soft, dry cloth to wipe the headset. Do not use harsh chemicals or abrasive materials.
- **Storage:** Store the headset in a cool, dry place away from extreme temperatures and direct sunlight.
- **Charging:** Always use the provided USB charging cable. Avoid overcharging the battery.
- **EarGels:** Regularly clean or replace EarGels for hygiene and optimal sound quality.

7. TROUBLESHOOTING

If you encounter issues with your headset, refer to the following common solutions:

Problem	Solution
---------	----------

Problem	Solution
Cannot pair with device	Ensure the headset is in pairing mode (red and blue flashing light). Turn off and on your device's Bluetooth. Try restarting both devices.
Low volume	Adjust the volume on both the headset (Volume + button) and your connected device. Ensure the EarGel is properly seated in your ear.
Intermittent connection	Ensure the headset is within the 10-15m wireless range of your device. Avoid obstacles between the headset and device. Re-pair the headset.
Headset is uncomfortable	Try different sizes of EarGels to find the best fit. Adjust the ear hook for optimal comfort and stability.
Cannot activate voice assistant	Ensure your device's voice assistant (Siri/Google Assistant) is enabled and configured. Double-click the Multi-function button firmly.

8. SPECIFICATIONS

Feature	Detail
Brand	Micool
Model Number	52161554
Connectivity	Bluetooth V5.0
Battery Capacity	220mAh
Charging Time	Approx. 2-3 hours
Talk Time	Up to 30 hours
Music Playback Time	Up to 48 hours
Standby Time	Up to 15 days
Noise Control	Active Noise Cancellation (CVC8.0)
Microphone	Omnidirectional Silicon Microphone
Speaker	10mm Dynamic Speaker
Weight	10.8 grams (0.33 oz)
Dimensions	2.4 × 0.77 × 0.54 inches
Material	PC/ABS, PC, TPE, TPU, NR rubber, silicon rubber and PP

9. WARRANTY AND SUPPORT

The Micool Bluetooth Headset comes with a **180-day warranty** from the date of purchase. This warranty covers manufacturing defects and ensures product quality.

If you experience any issues or have questions regarding your headset, please refer to the troubleshooting section of this manual. For further assistance, contact Micool customer support through the retailer's platform or the official Micool website.

Please retain your proof of purchase for warranty claims.

