

Walker Edison BTSPINCA

Walker Edison Mid Century Modern Solid Wood Spindle Platform Bed

INSTRUCTION MANUAL

Model: BTSPINCA

Introduction

This manual provides detailed instructions for the assembly, operation, and maintenance of your new Walker Edison Mid Century Modern Solid Wood Spindle Platform Bed. Designed for comfort and durability, this bed frame offers a sturdy foundation for your mattress without the need for a box spring. Please read all instructions carefully before beginning assembly and retain this manual for future reference.

Assembly and Setup

Your Walker Edison Mid Century Modern Platform Bed requires assembly. It is recommended to have two people for assembly. Ensure all parts are present before you begin.

Included Components

- Legs
- Frame
- Headboard
- Hardware Pack



Image: Main components of the Walker Edison Twin Platform Bed, including the headboard, footboard, side rails, and wooden slats, ready for assembly.

For detailed step-by-step assembly instructions, please refer to the official [Installation Manual \(PDF\)](#).

Product Features and Operation

The Walker Edison Mid Century Modern Platform Bed is designed for comfort and durability, providing a sturdy foundation for your mattress without the need for a box spring.

Key Features

- Mid-century modern bed frame
- Made from solid pine wood for a sturdy frame
- Platform bed; no box spring is required
- Attractive spindle headboard
- Tapered wood legs for a retro feel



Image: The assembled Walker Edison Twin Platform Bed in a bedroom, complete with a mattress, bedding, and decorative elements, showcasing its mid-century modern aesthetic.



Image: A close-up view highlighting the attractive spindle headboard and the seamless fit of a mattress on the platform bed.

Product Overview Video

Your browser does not support the video tag.

Video: This video provides a visual overview of the Twin Mid Century Solid Wood Spindle Bed, highlighting its design elements, solid pine wood construction, and overall appearance in a bedroom setting.

Care and Maintenance

To ensure the longevity and beauty of your Walker Edison Mid Century Modern Platform Bed, follow these simple care guidelines:

- **Cleaning:** Wipe surfaces with a soft, dry cloth. Avoid using harsh chemicals, abrasive cleaners, or polishes that may damage the wood finish.
- **Protection:** Protect the bed from direct sunlight and extreme temperature changes, which can cause fading or cracking.
- **Hardware:** Periodically check and tighten all assembly hardware to ensure the bed remains stable and secure.
- **Weight Distribution:** Distribute weight evenly across the bed frame to prevent undue stress on any single point.

Troubleshooting

If you encounter any issues with your bed frame, please refer to the table below for common problems and their solutions.

Problem	Possible Cause	Solution
Squeaking noises	Loose hardware or uneven surface.	Check all bolts and screws and tighten them securely. Ensure the bed is on a level floor.
Bed frame feels unstable or wobbly	Incomplete or incorrect assembly; loose connections.	Review the assembly instructions to ensure all steps were followed correctly. Tighten all connections.
Damaged or missing parts	Shipping damage or manufacturing defect.	Do not attempt to repair. Contact Walker Edison customer support immediately for replacement parts.

Product Specifications

Attribute	Detail
-----------	--------

Attribute	Detail
Size	Twin
Product Dimensions	74"L x 44"W x 40"H
Color	Caramel
Finish Type	Wood (Pine)
Assembly Required	Yes
Item Weight	52 pounds
Compatible Mattress Size	Twin
Item Model Number	BTSPINCA
UPC	840035396422



Image: This diagram illustrates the key dimensions of the bed frame, including length, width, and height, to help with space planning.

Warranty and Support

Walker Edison stands behind the quality of its products. For any questions, concerns, or to inquire about replacement parts, please contact our customer support team.

Contact Information

Phone: 1-801-433-3008

Email: service@walkerredison.com



Image: Walker Edison customer support details, including phone number and email for assistance.

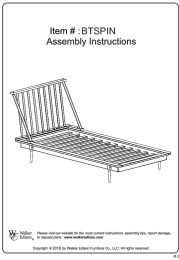


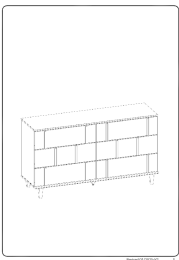

Return Policy

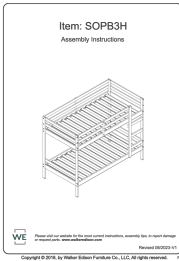
This product is eligible for 30-day easy returns. Please refer to your purchase platform's return policy for full details regarding eligibility and process.

Replacement Parts

Replacement parts are available for this product. Please contact Walker Edison customer support within 30 days of delivery for assistance with any missing or damaged components.

Related Documents - BTSPINCA

 <p>Item #: BTSPIN Assembly Instructions</p>	<p>Walker Edison BTSPIN Spindle Bed Assembly Instructions</p> <p>Step-by-step assembly guide for the Walker Edison BTSPIN Spindle Bed, including parts, hardware, and detailed instructions for a smooth setup.</p>
 <p>Item #: FRAB4C Assembly Instructions</p> <p>Item #: FRAB4C Instructions de montage</p>	<p>Walker Edison FRAB4C Nightstand Assembly Instructions</p> <p>Detailed assembly instructions for the Walker Edison Mid-Century Modern 1-Drawer Nightstand (Model FRAB4C), including parts list, hardware list, and step-by-step guidance.</p>
 <p>Walker Edison furniture company Item #: BWSTOT Assembly Instructions</p>	<p>Walker Edison BWSTOT Twin Over Twin Bunk Bed Assembly Instructions and Manual</p> <p>Detailed assembly instructions and safety manual for the Walker Edison BWSTOT bunk bed. Includes parts list, hardware guide, and conversion options for two single beds.</p>
	<p>Walker Edison Bronx 6-Drawer Dresser Assembly Guide</p> <p>Comprehensive assembly guide for the Walker Edison Bronx 6-Drawer Dresser, featuring estimated assembly time, required tools, safety warnings, detailed step-by-step instructions, and parts lists for a successful setup.</p>
 <p>Item #: BTOL, BYTOL Assembly Instructions</p> <p>Item #: BTOL, BYTOL Instructions de montage</p>	<p>Walker Edison BTOL/BYTOL Bunk Bed Assembly Instructions and Safety Guide</p> <p>Comprehensive assembly guide and safety information for the Walker Edison BTOL/BYTOL bunk bed. Includes parts list, hardware list, step-by-step instructions, and important safety warnings.</p>



[Walker Edison SOPB3H Bunk Bed Assembly Instructions](#)

Detailed assembly instructions for the Walker Edison SOPB3H bunk bed, including parts list, hardware list, and step-by-step guidance for safe and proper assembly.