

Manuals+

[Q & A](#) | [Deep Search](#) | [Upload](#)

[manuals.plus](#) /

› [APS](#) /

› [APS 304 Stainless Steel 6.5in Nerf Bars Pocket Steps Square Tube Rocker Guards User Manual](#)

APS iArmor

APS iArmor 6.5in Nerf Bars Pocket Steps User Manual

Model: iArmor (IA-77971152)

1. PRODUCT OVERVIEW

The APS iArmor 6.5-inch Nerf Bars Pocket Steps are designed to provide enhanced accessibility and rocker panel protection for your Jeep Gladiator Crew Cab (2020-2025 models). Constructed from durable 304 stainless steel with a matte black powder-coated finish, these running boards offer robust support and a sleek off-road aesthetic. They are engineered to serve as both side bars and sturdy steps, supporting up to 500 lbs.



Image 1.1: Two APS iArmor Nerf Bars Pocket Steps, showcasing their square tube design and integrated step pads.

2. SETUP AND INSTALLATION

Installation of the APS iArmor Nerf Bars is designed to be straightforward, with all necessary brackets and hardware included. For detailed step-by-step instructions, please refer to the official Installation Manual PDF available online.



Image 2.1: A red Jeep Gladiator Crew Cab with the APS iArmor Nerf Bars installed, demonstrating their integrated appearance.

Key Installation Considerations:

- **Compatibility:** Ensure your vehicle is a Jeep Gladiator Crew Cab model from 2020 to 2025 for proper fitment.
- **Mounting Points:** The product utilizes specific mounting points on the vehicle's frame. Verify correct alignment before tightening hardware.
- **Hardware:** Use all provided brackets and fasteners. Ensure all bolts are securely tightened to the manufacturer's specifications.

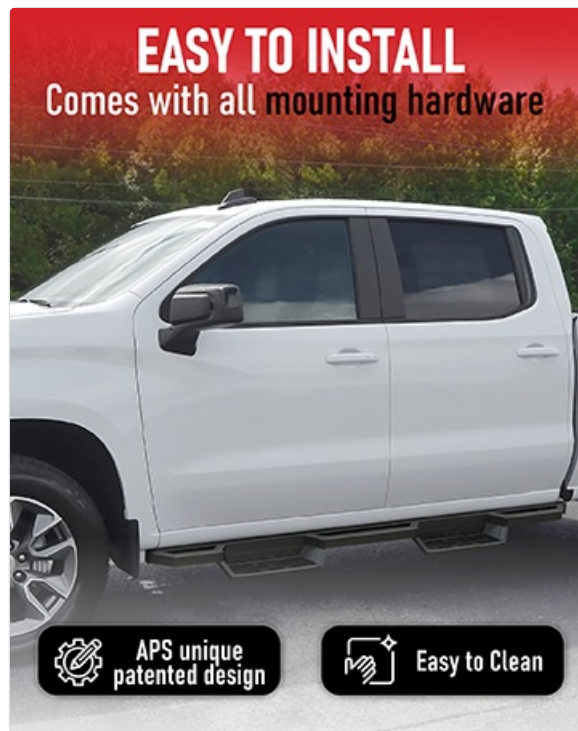


Image 2.2: A white truck with the running boards installed, illustrating the ease of installation with included hardware.

The unique square tube design and slotted step pads contribute to both the aggressive off-road look and functional stepping area.

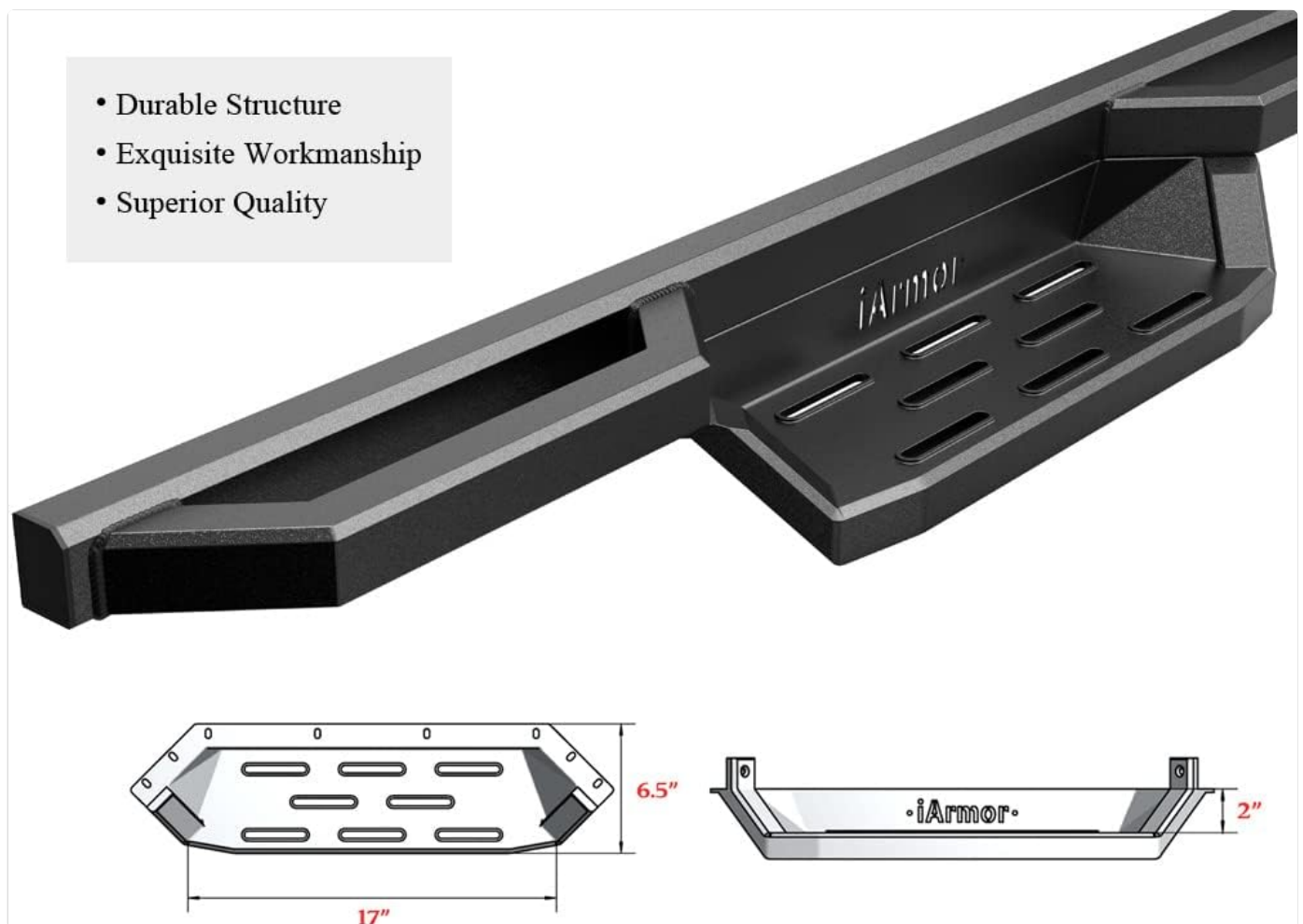


Image 2.3: Diagram showing the dimensions of the pocket step, including its 6.5-inch width and 17-inch length.

3. OPERATING INSTRUCTIONS

The APS iArmor Nerf Bars are designed for convenient and safe entry and exit from your vehicle. Simply step onto the wide surface of the integrated pocket steps.

- **Weight Capacity:** Each running board is engineered to support up to 500 lbs (226.8 kg), providing a sturdy and reliable step.
- **Dual Functionality:** These units function as both protective rocker guards and accessible steps, enhancing both vehicle utility and appearance.

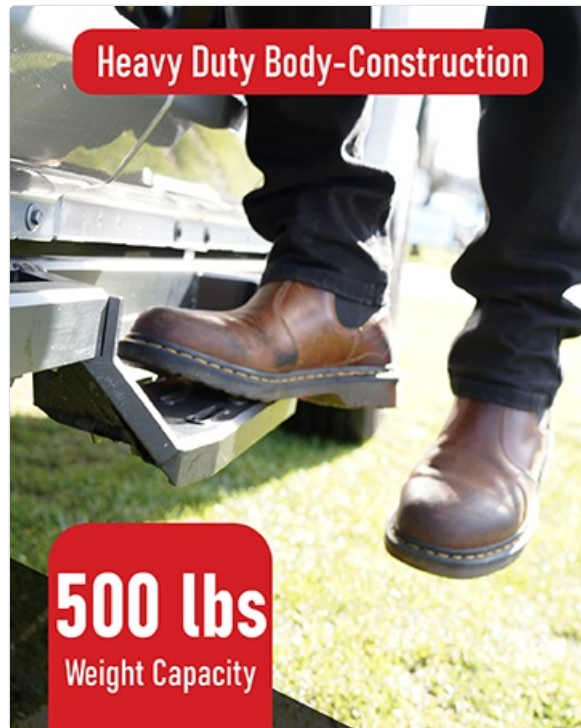


Image 3.1: A person stepping onto the running board, illustrating its robust construction and 500 lbs weight capacity.

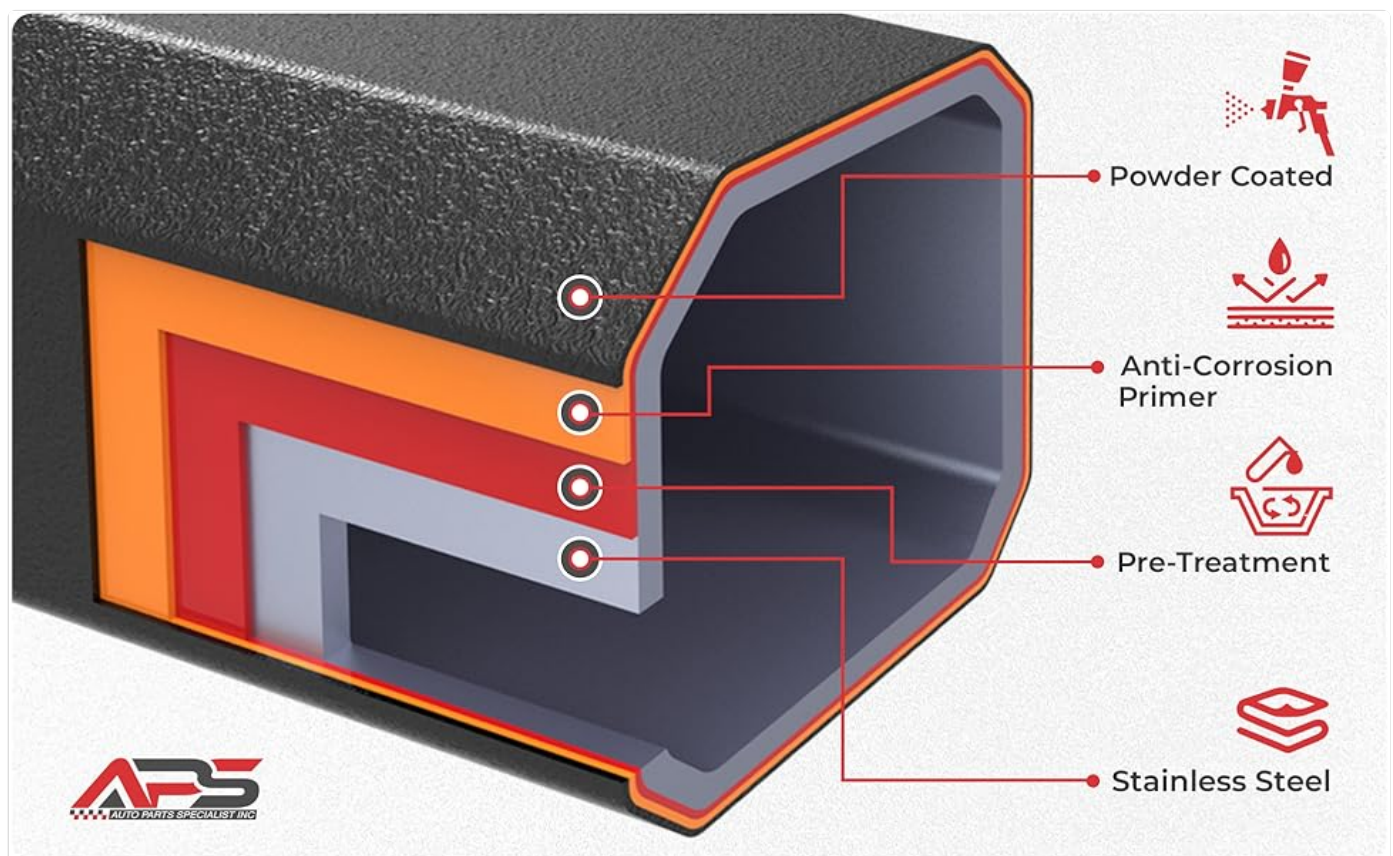


Image 3.2: Close-up of a foot on the step, emphasizing the comfortable and wide stepping surface.

Your browser does not support the video tag.

Video 3.1: An animated demonstration of the iArmor running boards, highlighting their design and integration with a truck.

4. MAINTENANCE AND CARE

To ensure the longevity and appearance of your APS iArmor Nerf Bars, follow these simple maintenance guidelines:

- **Cleaning:** The powder-coated finish is easy to clean. Use mild soap and water with a soft cloth. Avoid abrasive cleaners or harsh chemicals that could damage the finish.
- **Rust and UV Protection:** The matte black powder coating provides excellent resistance against rust and UV degradation, maintaining the product's aggressive look over time.
- **Inspection:** Periodically inspect all mounting hardware for tightness and signs of wear. Re-tighten as necessary.




Image 4.1: A cross-section diagram illustrating the multi-layer construction, including stainless steel, pre-treatment, anti-corrosion primer, and powder coating for enhanced durability.

5. TROUBLESHOOTING

While the APS iArmor Nerf Bars are designed for precise fitment, some installation challenges may arise. Here are common issues and potential solutions:

- **Fitment Gaps:** If there are minor gaps between the running board and the vehicle body, ensure all mounting points are correctly aligned. In some cases, slight force or the use of additional spacers (not included) on brackets may be required to achieve a tighter fit.
- **Warping/Misalignment:** If a running board appears warped or misaligned, double-check that the correct side (driver/passenger) is being installed and that all brackets are properly seated on the vehicle's frame. Re-adjusting the position before final tightening can resolve minor issues.
- **Loose Installation:** Ensure all bolts are tightened to the recommended torque specifications. Over time, vibrations can loosen fasteners, so periodic checks are advised.

6. SPECIFICATIONS

Feature	Detail
Brand	APS
Model Name	iArmor
Item Model Number	IA-77971152
Material	Stainless Steel (Nerf Bars) + Steel (Brackets)
Exterior Finish	Matte Black Powder Coated Finish
Color	SS Black
Item Dimensions (L x W x H)	83 x 6.5 x 6 inches
Item Weight	51.3 Pounds
Weight Limit	500 Pounds
Vehicle Service Type	Truck (Jeep Gladiator Crew Cab 2020-2025)
Country of Origin	China
UPC	647297174696

7. WARRANTY AND SUPPORT

APS stands behind the quality of its products. The iArmor Nerf Bars come with a **Limited 5-Year Warranty** against manufacturing defects. This warranty covers defects in materials and workmanship under normal use.

For warranty claims, technical assistance, or any product-related inquiries, please contact APS Customer Support. Spare parts availability is supported for 5 years from the date of purchase.


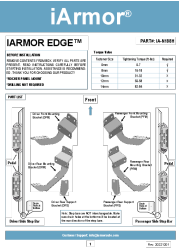
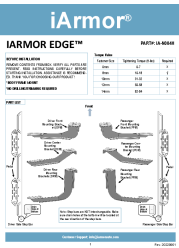
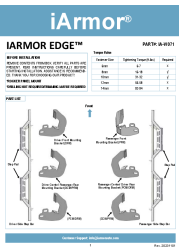


Image 7.1: A badge indicating 100% Customer Satisfaction Guarantee.

You can find more information and contact details by visiting the official[APS Store on Amazon](#).

Related Documents - iArmor

	<p>iArmor IA-S044 Rocker Panel Mount Installation Guide</p> <p>Detailed installation instructions for the iArmor IA-S044 Rocker Panel Mounts by APS. Includes parts list, torque specifications, and step-by-step guidance for Ford F-150 2004-2008 SuperCrew Cab.</p>
	<p>iArmor by APS Running Boards Installation Guide</p> <p>Detailed installation instructions for iArmor by APS running boards (part numbers IA-S097H & IA-S098H), including torque values, parts list, and step-by-step assembly guidance.</p>

	<p>APS iArmor Series Step Bar Installation Guide</p> <p>Comprehensive installation instructions for APS iArmor Series Step Bars (Part # IA-S239H&S313H), featuring part lists, torque specifications, and detailed step-by-step guidance for vehicle fitment.</p>
	<p>iArmor EDGE™ Step Bar Installation Guide Part IA-N188H</p> <p>Comprehensive installation manual for iArmor EDGE™ step bars (Part # IA-N188H). Includes detailed instructions, parts list, torque specs, and hardware for Ford F-150 and Super Duty trucks.</p>
	<p>iArmor Edge Running Boards Installation Guide</p> <p>Detailed installation instructions for iArmor Edge running boards, including part lists, torque specifications, and step-by-step assembly for Chevy Silverado and GMC Sierra models.</p>
	<p>iArmor Edge Running Boards Installation Manual</p> <p>Step-by-step installation guide for iArmor Edge running boards for Chevy Silverado and GMC Sierra trucks, including hardware details and vehicle-specific instructions.</p>