

## TIMEX TW2U15000

# Timex 44 mm Essex Ave Watch Instruction Manual

Model: TW2U15000

## INTRODUCTION

Thank you for choosing the Timex 44 mm Essex Ave watch. This manual provides essential information for the proper setup, operation, and maintenance of your timepiece. Please read these instructions carefully to ensure optimal performance and longevity of your watch.

## KEY FEATURES

- Adjustable tan 22mm genuine leather strap, designed to fit wrist circumferences up to 8 inches.
- Black dial with clear partial Arabic numerals for easy time reading.
- Integrated day and date window located at the 3 o'clock position.
- Durable silver-tone octagonal 44mm low lead brass case, protected by a mineral glass crystal.
- Water resistant up to 50 meters (165 feet), suitable for short periods of recreational swimming. Not recommended for diving or snorkeling.

## SETUP AND TIME/DATE ADJUSTMENT

Your Timex Essex Ave watch features a quartz movement with day and date functions.

### 1. Setting the Time:

- Pull the crown (the knob on the side of the watch) out to position 2.
- Turn the crown clockwise or counter-clockwise to set the correct time. Ensure the AM/PM is correctly set by observing the date change. If the date changes at noon, you are in the PM cycle.
- Once the time is set, push the crown back into position 1 (normal operating position).

### 2. Setting the Date and Day:

- Pull the crown out to position 1 (the first click).
- Turn the crown clockwise to adjust the date.
- Turn the crown counter-clockwise to adjust the day.
- Avoid setting the date and day between 9:00 PM and 3:00 AM, as this is when the watch's internal mechanism is

engaged in changing the date, and manual adjustment can cause damage.

- Once the date and day are set, push the crown back into position 0 (fully pushed in).




**Image:** Front view of the Timex Essex Ave watch, showing the dial, hands, day/date window, and the crown on the right side of the case.

Water Resistance

Your Timex Essex Ave watch is water resistant to 50 meters (165 feet). This means it is suitable for short periods of recreational swimming.

- **Rain Resistant:** Yes
- **Light Swimming:** Yes
- **Snorkeling:** No
- **Poolside Diving:** No
- **Surfing:** No
- **Recreational Scuba Diving:** No

**Important:** To maintain water resistance, do not press any buttons or pull the crown while the watch is submerged in water. Ensure the crown is fully pushed in before any contact with water.



**Image:** A chart illustrating the degree of water resistance for Timex watches, showing activities suitable for different depth ratings. This watch is rated for 50 meters.

CARE AND MAINTENANCE

- **Cleaning:** Wipe the watch case and crystal with a soft, dry cloth. For the leather strap, avoid prolonged exposure to water and harsh chemicals. Clean with a damp cloth and mild soap if necessary, then dry thoroughly.
- **Strap Care:** The genuine leather strap may show signs of wear over time. Avoid bending or creasing the strap excessively to prolong its life.
- **Battery Replacement:** When the watch stops or the second hand begins to jump erratically (indicating a low battery), have the battery replaced by a qualified watch technician.
- **Temperature Extremes:** Avoid exposing your watch to extreme temperatures (hot or cold) for extended periods, as this can affect battery life and movement accuracy.

- **Magnetic Fields:** Keep your watch away from strong magnetic fields, which can interfere with the quartz movement.



**Image:** Side view of the Timex Essex Ave watch, highlighting the case profile and the leather strap.

## TROUBLESHOOTING

- **Watch Not Ticking:**

If the watch is not ticking, check if the crown is fully pushed in. If it is, the battery may need replacement. Contact a qualified watch technician for battery service.

- **Date/Day Not Changing:**

Ensure the time is set correctly, especially the AM/PM cycle. If the date/day changes at noon, adjust the time by 12 hours. Avoid manual adjustment between 9 PM and 3 AM.

- **Condensation Under Crystal:**

Small amounts of condensation may appear under the crystal if the watch experiences a sudden temperature change. This usually dissipates quickly. If condensation persists or appears as large droplets, the watch's water resistance may be compromised. Seek professional service immediately.

SPECIFICATIONS

Brand	TIMEX
Model Number	TW2U15000
Case Diameter	44 Millimetres
Case Thickness	10 Millimetres
Case Material	Low Lead Brass
Crystal Material	Mineral Glass
Band Material Type	Genuine Leather
Band Colour	Tan (Brown)
Watch Movement Type	Quartz
Water Resistance Depth	50 Meters (165 Feet)
Item Weight	95.25 g
First Available Date	1 June 2020





**Image:** Back view of the Timex Essex Ave watch, showing the stainless steel case back and the buckle of the leather strap.







## WARRANTY AND SUPPORT

For information regarding warranty coverage, service, or support for your Timex watch, please refer to the warranty card included with your purchase or visit the official Timex website.

**Official Timex Website:** [www.timex.com](http://www.timex.com)



© 2023 TIMEX. All rights reserved.

	<p><a href="#">Timex Watch User Manual and Warranty Information</a></p> <p>A comprehensive guide for Timex watches, covering setup, operation, features like INDIGLO night-light, bracelet adjustment, water and shock resistance, battery care, and international warranty details.</p>
	<p><a href="#">Timex Model 42 Electric Day-Date Watch Service Manual</a></p> <p>Detailed service manual for the Timex Model 42 electric day-date watch movement, covering disassembly, reassembly, lubrication, and part identification. Includes an exploded view of the movement components.</p>
	<p><a href="#">Timex Model T020 Alarm Clock User Manual</a></p> <p>User manual for the Timex Model T020 Alarm Clock with Month, Date, and Day Display. Includes setup, operation, care, and warranty information.</p>
	<p><a href="#">Timex Diamond Collection Watch User Manual</a></p> <p>User manual for the Timex Diamond Collection watch (model 990-096569-01), detailing operation, water resistance, time/date setting, bracelet adjustment, and warranty. Includes safety information.</p>
	<p><a href="#">Timex Watch User Manual and Instructions</a></p> <p>Comprehensive user manual for Timex watches. Learn how to set up, operate, and care for your Timex timepiece, including details on water resistance, time and date settings, bracelet adjustment, and warranty information. Visit <a href="http://www.timex.com">www.timex.com</a> for more.</p>
	<p><a href="#">Timex Watch User Manual: Features, Operation, and Care</a></p> <p>Comprehensive user manual for Timex watches, detailing features like analog and digital time, multiple time zones, alarms, chronographs, timers, water resistance, and bracelet adjustment.</p>