

Manuals+

[Q & A](#) | [Deep Search](#) | [Upload](#)

[manuals.plus](#) /

› [VASAGLE](#) /

› [VASAGLE Bar Table Set, Bar Table with 2 Bar Stools, Dining table set, Kitchen Counter with Bar Chairs, Industrial for Kitchen, Living Room, Party Room, Greige and Black ULBT015B02 Instruction Manual](#)

VASAGLE ULBT015B02

VASAGLE Bar Table Set Instruction Manual

Model: ULBT015B02

INTRODUCTION

This manual provides essential information for the assembly, operation, and maintenance of your VASAGLE Bar Table Set. Designed for versatility and durability, this set includes a bar table and two bar stools, perfect for various settings such as kitchens, living rooms, or party rooms. The greige finish and black steel frame offer a modern industrial aesthetic. The high table provides ample surface area, and the stools are designed to fit perfectly underneath, ensuring efficient space utilization. The product is constructed with engineered wood and alloy steel, built to last.

SAFETY INFORMATION

WARNING:

- Children are not allowed to climb on or play with the product.
- Do not exceed the maximum load capacity of the table (220 lb/100 kg) or chairs (264 lb/120 kg).
- Secure the table to a wall using the anti-tip kit provided to prevent accidental tipping.
- Avoid leaning or bouncing on the stool to maintain stability and prevent injury.

SETUP AND ASSEMBLY

The VASAGLE Bar Table Set is designed for straightforward assembly. All necessary numbered parts, screws of the same size, and easy-to-follow instructions are included to ensure a quick setup process.

Assembly Steps Overview:

1. Unpack all components and verify against the parts list in the included instruction leaflet.
2. Follow the step-by-step diagrams to connect the frame components for both the table and stools.
3. Attach the table top and stool seats securely using the provided hardware.
4. Ensure all screws are tightened, but do not overtighten.
5. Install the adjustable feet on the table and stools to ensure stability on uneven surfaces and protect your floors.
6. Utilize the anti-tipping kit to secure the table to a wall for enhanced safety, especially in households with children or


pets.



Figure 1: Product Dimensions and Load Capacities. Table: 47.2" L x 23.6" W x 35.4" H, Max Load 220 lb. Stools: 15.7" W x 11.8" D x 25.6" H, Max Load 264 lb.



Adjustable Feet



Floor-Friendly Bottom Pads

Figure 2: Adjustable feet for stability and floor-friendly bottom pads for protection.

OPERATING INSTRUCTIONS

This bar table set is designed for versatile use in various home environments.

Usage Scenarios:

- **Dining Area:** Ideal for small kitchens or dining nooks, providing a comfortable space for two. Additional stools can be purchased to accommodate up to four people.
- **Workspace:** The table's height makes it suitable as a standing desk or a compact workstation for laptops and other tasks.
- **Bar Area:** Perfect for creating a home bar setup, offering a convenient surface for drinks and snacks.
- **Space-Saving Design:** The stools are designed to tuck neatly under the table when not in use, maximizing space in smaller rooms.

Double the Sets, Double the Fun!

Accommodate 4-6 persons



Figure 3: Multiple sets can be combined to accommodate more users, offering flexibility for gatherings.

Unlock a New Level of Productivity

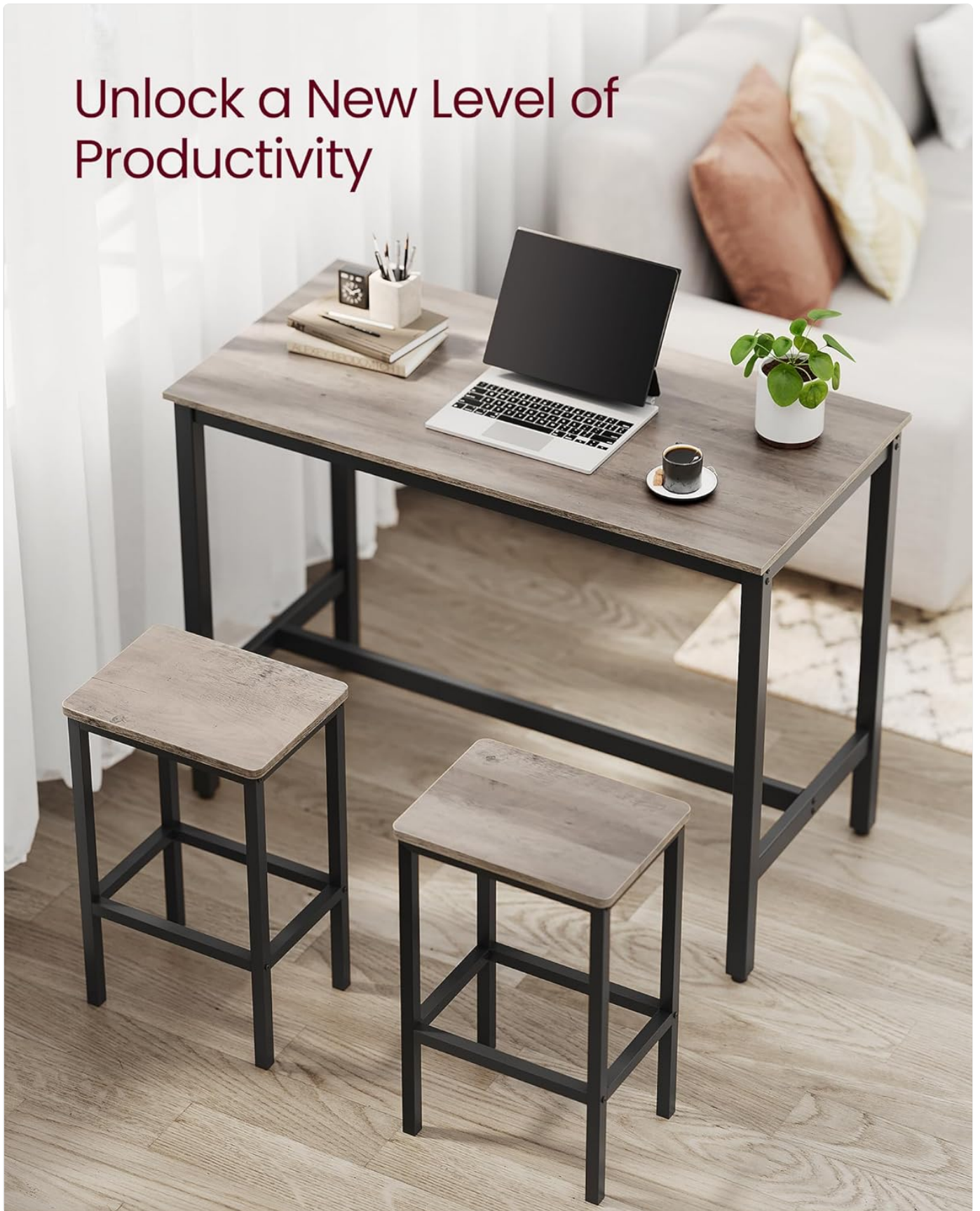



Figure 4: The bar table can serve as an efficient workspace, ideal for compact living areas.

Tuck Away to Save Space



Figure 5: Stools can be fully tucked under the table, optimizing space when not in use.



Attached Footrests

Allow you to relax in comfort

Figure 6: Integrated footrests on the stools provide added comfort during use.

MAINTENANCE

To ensure the longevity and appearance of your VASAGLE Bar Table Set, follow these simple maintenance guidelines:

- **Cleaning:** Wipe with a dry cloth to remove dust and spills. For stubborn marks, use a slightly damp cloth and dry immediately. Avoid harsh chemicals or abrasive cleaners.

- **Stability Check:** Periodically check all screws and connections to ensure they remain tight. Retighten if necessary to maintain structural integrity.
- **Protection:** Avoid placing hot items directly on the table surface. Use coasters for drinks to prevent water rings and stains.
- **Environment:** Keep the product away from direct sunlight and excessive moisture to prevent warping or damage to the engineered wood.

TROUBLESHOOTING

Most issues with the VASAGLE Bar Table Set can be resolved with simple adjustments. If you encounter any problems, consider the following:

- **Wobbling:** If the table or stools wobble, check that all screws are securely tightened. Adjust the leveling feet on the bottom of the legs to compensate for uneven floors.
- **Difficulty Assembling:** Ensure you are using the correct parts for each step as indicated by the numbered diagrams. Do not force components together. If a part seems incorrect, double-check the instruction manual.
- **Damage:** If any parts arrive damaged or are missing, contact customer support for assistance. Do not attempt to assemble with damaged components.

SPECIFICATIONS

Feature	Detail
Brand	VASAGLE
Model Number	ULBT015B02
Color	Greige
Material	Engineered Wood, Alloy Steel
Product Dimensions (L x W x H)	47.2 x 23.6 x 35.4 inches
Item Weight	56.4 pounds
Table Max Load Capacity	220 lb (100 kg)
Stool Max Load Capacity	264 lb (120 kg)
Product Care Instructions	Wipe with Dry Cloth

WARRANTY AND SUPPORT

For any questions, concerns, or assistance with your VASAGLE Bar Table Set, please refer to the contact information provided with your purchase or visit the official VASAGLE website for customer support. While specific warranty details are not provided in this manual, VASAGLE is committed to customer satisfaction. You can also find additional support and information by visiting the [VASAGLE Store on Amazon](#).

