

[manuals.plus](#) /

› [FOXSUR](#) /

› [Car Battery Charger & Maintainer, 12V 5Amp Fully Automatic Intelligent Battery Charger with LCD Screen, Used to Charge, Maintain and Repair Batteries for Various Vehicle \(Red\)](#)

## FOXSUR FOXSUR 12V 5A Intelligent Battery Charger

# FOXSUR 12V 5Amp Intelligent Car Battery Charger & Maintainer User Manual

Model: FOXSUR 12V 5A Intelligent Battery Charger

## 1. PRODUCT OVERVIEW

---

The FOXSUR 12V 5Amp Automatic Intelligent Battery Charger & Maintainer is designed for charging, maintaining, and repairing various 12V lead-acid batteries. It is suitable for use with automobiles, motorcycles, lawnmowers, boats, and other equipment, helping to diagnose and resolve common battery issues while extending battery life.

Key features include an intelligent digital display, multiple built-in protections, and a pulse repair function.



**Figure 1.1:** The FOXSUR 12V 5Amp Intelligent Car Battery Charger, showing its main unit, positive (red) and negative (black) battery clamps, and standard power plug. The LCD screen displays "FUL" indicating a full charge state.



**Figure 1.2:** This image illustrates the wide range of vehicles compatible with the FOXSUR battery charger, including motorcycles, ATVs, cars, SUVs, yachts, and small trucks. This highlights the charger's versatility for different battery types and applications.

## 2. SETUP AND PREPARATION

---

Before connecting the charger, ensure your battery's parameters are compatible with the charger's specifications. This charger is designed for 12V lead-acid batteries within the 4-100Ah range.

- **Battery Type Compatibility:** This charger is compatible with all SLA batteries (Wet, MF, GEL, VRLA, and Flooded), as well as AGM (EFB) battery types.
- **Important Warning:** *Do not attempt to charge lithium batteries with this device.*
- **Safety First:** Always ensure the power source is turned off before connecting or disconnecting the charger to the battery.



Types of batteries: Most types of lead acid batteries including Calcium, GEL and AGM, Wet, EFB, etc



**Note: Can not be used to charge the lithium battery**

**Figure 2.1:** This diagram illustrates the types of batteries compatible with the FOXSUR charger, including various lead-acid batteries like Calcium, GEL, AGM, Wet, and EFB. Crucially, it also includes a prominent warning indicating that the charger cannot be used to charge lithium batteries.

### 3. OPERATING INSTRUCTIONS

---

#### 3.1. Connecting the Charger

1. Connect the red clamp to the positive pole (+) of the battery.
2. Connect the black clamp to the negative pole (-) of the battery.
3. Connect the charger to an AC power source (100-240V AC, 50-60Hz). The charger will automatically begin operation.

#### 3.2. Monitoring Charging Status

The intelligent digital display provides real-time information on the charging process. It automatically cycles through data



such as current, voltage, and internal temperature. The screen is backlit for visibility at night.



**Figure 3.1:** This image displays the various readouts on the FOXSUR charger's LCD screen, including charge voltage, charge current, inside temperature, winter mode, summer mode, and the "Battery Full" indicator. This intelligent display provides comprehensive diagnostic information.

### 3.3. Charging Completion

Once the battery is fully charged, the battery bar on the screen will display "FUL" status. It is highly recommended to keep the battery in the charged status for an additional 1-2 hours for optimal maintenance. After this period, safely remove the charger by first disconnecting it from the AC power source, then detaching the battery clamps.

# INTELLIGENT CHARGING& AUTO-STOP WHEN CHARGING NEEDNOT ADJUSTMENT CPU PRECISION CONTROL& MULTIPLE PROTECTION&AUTO-STOP



**Figure 3.2:** The FOXSUR charger's intelligent display showing "FUL" and a full battery icon, indicating that the battery has reached a full charge. The charger features CPU precision control and auto-stop functionality to prevent overcharging.

## 4. MAINTENANCE AND BATTERY HEALTH

This FOXSUR charger functions as both a charger and a maintainer, providing constant voltage charge to optimize battery health. Its advanced features help extend the lifespan of your batteries.

- **Pulse Repair Function:** The pulse repair function is designed to diagnose and repair various battery problems, addressing issues related to power loss, acceleration, and internal resistance. This can help rejuvenate lost batteries and significantly extend their operational life.
- **Long-Term Storage:** The charger is ideal for keeping your vehicle batteries fully charged and maintained during year-round battery maintenance or periods of long-term storage, preventing self-discharge and sulfation.
- **Over-Charge Protection:** Built-in over-charge protection ensures optimal battery charging without the risk of damage from overcharging, making it safe for continuous connection as a maintainer.

## COOLING FAN CAN GET BETTER HEAT DISSIPATION AND EXTEND SERVICE LIFE



**Figure 4.1:** The FOXSUR charger features an integrated cooling fan, which is crucial for better heat dissipation. This design element helps to maintain optimal operating temperatures, thereby extending the service life of the charger itself.

## 5. TROUBLESHOOTING AND SAFETY PRECAUTIONS

---

The FOXSUR charger incorporates multiple safety features to protect both the device and your battery. If you encounter issues, review the following information.

### 5.1. Built-in Protections

- **Reverse Polarity Protection:** Guards against incorrect connection of positive and negative terminals.
- **Spark Protection:** Prevents sparks during connection or disconnection.
- **Overcharging Protection:** Automatically stops charging when the battery is full.
- **Over-current Protection:** Protects against excessive current flow.
- **Open-circuits Protection:** Detects and handles open-circuit conditions.



- **Short-circuits Protection:** Prevents damage from short circuits.
- **Overheating Protection:** Monitors internal temperature and adjusts operation to prevent overheating.
- **Low Voltage Protection:** Ensures safe operation even with low input voltage.



**Figure 5.1:** This image visually represents the comprehensive safety features of the FOXSUR charger, including protection against over-current, over-voltage, reverse polarity, short-circuit, and over-heat. These protections ensure safe and reliable operation.

## 5.2. Important Limitations

- This charger cannot activate a completely dead battery.
- It cannot repair a battery that is severely damaged.
- The pulse repair function may improve battery condition but cannot restore a battery to 100% new performance.

## 6. PRODUCT SPECIFICATIONS

---



| Specification            | Value   |
|--------------------------|---|
| Input Voltage            | 100-240V AC, 50-60Hz  |
| Rated Output             | 12V DC, 5-6A Max.   |
| Minimum Start Voltage    | 8.0V  |
| Battery Range            | 4-100Ah   |
| Thermal Protect          | 55°C +/- 5°C  |
| Compatible Battery Types | All SLA batteries (Wet, MF, GEL, VRLA and Flooded), AGM (EFB) |
| Product Dimensions       | 5.91 x 3.35 x 2.36 inches                                     |
| Item Weight              | 15.8 ounces   |

## 7. WARRANTY AND SUPPORT


FOXSUR stands behind the quality of its products. If you have any questions, concerns, or require assistance with your Car Battery Charger & Maintainer, please do not hesitate to contact us via email.

Please note: The screen of the FOXSUR car battery charger is covered with a protective film. Remove this film to reveal a clear, new screen.



© 2025 FOXSUR. All rights reserved.

### Related Documents - FOXSUR 12V 5A Intelligent Battery Charger



**3-Stage Automatic Smart Battery Charger**  
With LCD Display  
FBC122408D






12V/24V 4A Multifunction Charger  
(FOR CHARGE AGM, GEL, SLA AND WET-CELL BATTERIES)

**USER MANUAL**

THIS MANUAL CONTAINS IMPORTANT  
SAFETY AND OPERATING  
INSTRUCTIONS

[Foxsur FBC122408D 3-Stage Automatic Smart Battery Charger User Manual](#)

Comprehensive user manual for the Foxsur FBC122408D, a 3-stage automatic smart battery charger with LCD display. Learn about its features, safety instructions, charging modes, and technical specifications for 12V and 24V lead-acid batteries.

|   |   |
|---|---|
| <p>3-ступінчастий автоматичний інтелектуальний зарядний пристрій з РК-дисплеєм</p> <p>12В 5А інтелектуальний зарядний пристрій з РК-дисплеєм для зарядки AGM, GEL, SLA, VRLA, і т.д.</p>  <p>ПРИСЛАБЛЮВАНО</p> <p>Дякуємо за увагу! Будь ласка, прочитайте інструкцію з безпеки та технічні характеристики перед використанням.</p> <p><a href="https://needful.co.ua/">https://needful.co.ua/</a></p> | <p><a href="#">Руководство пользователя зарядного устройства FOXSUR FBC1205D 12V 5A</a></p> <p>Подробное руководство пользователя для зарядного устройства FOXSUR FBC1205D 12V 5A. Ознакомьтесь с инструкциями по безопасной эксплуатации, различными режимами зарядки (включая импульсный ремонт) и техническими характеристиками для аккумуляторов AGM, GEL, SLA и VRLA.</p>              |
| <p>PORTABLE BATTERY CHARGER</p> <p>12V 10A / 24V 5A FPT-100<br/>12V 20A / 24V 10A FPT-200</p> <p>7-Stage Automatic Smart Battery Charger<br/>For Lead Acid, LiFePO<sub>4</sub><br/>(AGM, GEL, SLA, VRLA, DEEP CYCLE BATTERIES)</p>  <p>USER MANUAL<br/>THIS MANUAL CONTAINS IMPORTANT SAFETY AND OPERATING INSTRUCTIONS</p> <p>English 1</p>   | <p><a href="#">Foxsur Portable Battery Charger User Manual - FPT-100/FPT-200</a></p> <p>User manual for the Foxsur FPT-100 and FPT-200 portable automatic smart battery chargers. Covers safety instructions, main features, charger modes, charging process, and technical specifications for 12V and 24V Lead-Acid and LiFePO<sub>4</sub> batteries.</p>                                  |
| <p>MULTI-FUNCTION CHARGER</p> <p>12V 6A / 24V 3A<br/>7-Stage Automatic Smart Battery Charger<br/>For Lithium, Lead Acid, LiFePO<sub>4</sub><br/>(AGM, GEL, SLA, VRLA, DEEP CYCLE BATTERIES)<br/>FBC122406D</p>  <p>USER MANUAL<br/>THIS MANUAL CONTAINS IMPORTANT SAFETY AND OPERATING INSTRUCTIONS</p> <p>English 1</p>  | <p><a href="#">Foxsur FBC122406D Multi-Function Smart Battery Charger User Manual</a></p> <p>Comprehensive user manual for the Foxsur FBC122406D multi-function 7-stage automatic smart battery charger. Covers safety instructions, main features, charger modes, connection, charging process, and technical specifications for Lithium, Lead-Acid, and LiFePO<sub>4</sub> batteries.</p> |
| <p>12V 7A<br/>7-Stage Automatic Smart Battery Charger For Motorcycle, Car, ATV<br/>(AGM, GEL, SLA, VRLA, DEEP CYCLE BATTERIES)<br/>FBC1207D</p>  <p>USER MANUAL<br/>THIS MANUAL CONTAINS IMPORTANT SAFETY AND OPERATING INSTRUCTIONS</p> <p>English</p>  | <p><a href="#">Foxsur FBC1207D 12V 7A Smart Battery Charger User Manual</a></p> <p>Comprehensive user manual for the Foxsur FBC1207D, a 7-stage automatic smart battery charger designed for motorcycles, cars, ATVs, and other vehicles. Learn about its features, modes, safety precautions, and technical specifications.</p>  |
| <p>FOXSUR®</p> <p>3-ступінчастий автоматичний розумний зарядний пристрій з РК-дисплеєм<br/>FBC122408D</p> <p>12V 8A / 24V 4A Багатофункціональний зарядний пристрій (для AGM, GEL, SLA, VRLA, DEEP CYCLE BATTERIES)</p>  <p>ПОСІБНИК КОРИСТУВАЧА</p> <p>1</p>  | <p><a href="#">Посібник користувача FOXSUR FBC122408D: Зарядний пристрій 12V/24V з РК-дисплеєм</a></p> <p>Детальний посібник користувача для багатофункціонального зарядного пристрою FOXSUR FBC122408D 12V/24V з функцією відновлення імпульсом. Охоплює інформацію з безпеки, характеристики, режими роботи, інструкції із заряджання та технічні специфікації.</p>                       |