

Hoco ES39

HOCO ES39 Wireless Bluetooth Earphones User Manual

Model: ES39

1. INTRODUCTION

Thank you for choosing the HOCO ES39 Wireless Bluetooth Earphones. This manual provides detailed instructions on how to set up, operate, and maintain your earphones to ensure optimal performance and longevity. Please read this manual carefully before use and retain it for future reference.

2. PACKAGE CONTENTS

Upon unpacking, please verify that all items listed below are present:

- HOCO ES39 Wireless Bluetooth Earphones (Left and Right)
- Charging Case
- Charging Cable
- User Manual



Image: Retail packaging of the HOCO ES39 earphones, showing the earbuds and charging case on the box.

3. PRODUCT OVERVIEW

The HOCO ES39 earphones are designed for wireless audio playback and hands-free communication. They feature Bluetooth V5.0 for stable connectivity and come with a portable charging case for extended use.

Key Features:

- Bluetooth Version: V5.0
- Automatic connection upon removal from charging case
- Integrated Microphone for calls
- Battery capacity: 320mAh (Charging Case)
- Waterproof Standard: IPX-1 (protection against vertically falling drops of water)
- Lightweight design: 46 Grams (total weight)



Image: The HOCO ES39 wireless earphones shown with their charging case open, displaying both earbuds.

4. SETUP

4.1 Charging the Earphones and Case

Before first use, fully charge the charging case and earphones. Place the earphones into the charging case. Connect the charging cable to the charging port on the case and a USB power source. The indicator light on the case will show charging status.



Image: The bottom view of the HOCO ES39 charging case, highlighting the charging port.

4.2 Pairing with a Device

1. Ensure the charging case is charged and the earphones are inside.
2. Open the charging case. The earphones will automatically power on and enter pairing mode.
3. On your device (smartphone, tablet, etc.), navigate to the Bluetooth settings.
4. Search for available devices and select "HOCO ES39" from the list.
5. Once connected, a confirmation message will appear on your device, and the earphones are ready for use.

The earphones are designed to automatically connect to the last paired device once they are taken out of the charging box, provided Bluetooth is enabled on the device.



Image: A smartphone screen displaying a pairing prompt for the HOCO ES39 earphones, indicating successful detection.



Image: A smartphone screen showing the Bluetooth settings menu with "HOCO ES39" listed as a connected device.

5. OPERATION

5.1 Basic Controls

The HOCO ES39 earphones feature touch controls for various functions:

- **Play/Pause:** Tap either earphone once.
- **Answer/End Call:** Tap either earphone once during an incoming call or an active call.
- **Reject Call:** Press and hold either earphone for approximately 2 seconds during an incoming call.
- **Next Track:** Double-tap the right earphone.
- **Previous Track:** Double-tap the left earphone.
- **Activate Voice Assistant (Siri/Google Assistant):** Triple-tap either earphone.

5.2 Microphone Usage

The built-in microphone allows for hands-free calls. When a call comes in, the audio will automatically switch to the earphones. Ensure the earphones are properly seated in your ears for clear communication.

6. MAINTENANCE

To ensure the longevity and optimal performance of your HOCO ES39 earphones, follow these maintenance guidelines:

- **Cleaning:** Regularly clean the earphones and charging case with a soft, dry, lint-free cloth. Do not use harsh chemicals or abrasive materials.
- **Storage:** When not in use, store the earphones in their charging case to protect them from dust and damage. Keep them in a cool, dry place away from direct sunlight and extreme temperatures.
- **Water Exposure:** While the earphones have an IPX-1 rating, which protects against minor water splashes, avoid submerging them in water or exposing them to heavy rain. Dry them thoroughly if they get wet.
- **Charging:** Use only the provided charging cable or a certified equivalent. Avoid overcharging the device.

7. TROUBLESHOOTING

If you encounter issues with your HOCO ES39 earphones, refer to the following common solutions:

- **Earphones not pairing:**
 - Ensure earphones are charged and out of the case.
 - Turn off and on Bluetooth on your device.
 - Forget "HOCO ES39" from your device's Bluetooth list and try pairing again.
 - Restart your device.
- **No sound from earphones:**
 - Check the volume level on both your device and the earphones.
 - Ensure the earphones are properly connected to your device.
 - Try playing audio from a different application or source.
- **One earphone not working:**
 - Place both earphones back into the charging case, close the lid, wait a few seconds, then take them out again.
 - Ensure both earphones are charged.
- **Charging case not charging:**
 - Check the charging cable and power adapter for damage.
 - Ensure the charging cable is securely connected to both the case and the power source.
 - Try a different charging cable or power adapter.

8. SPECIFICATIONS



Feature	Specification
Brand Name	Hoco
Model Name	ES39
Color	White
Connectivity Technology	Wireless (Bluetooth)
Bluetooth Version	V5.0
Ear Placement	In Ear
Form Factor	In Ear
Microphone	Yes
Charging Case Battery Capacity	320mAh
Weight	46 Grams (total)
Waterproof Standard	IPX-1
Included Components	Cable, Protective Case





9. WARRANTY AND SUPPORT

For warranty information and customer support, please refer to the documentation provided with your purchase or contact the retailer/manufacturer directly. Keep your proof of purchase for any warranty claims.

© 2024 HOCO. All rights reserved.

Related Documents - ES39

	<p>Hoco EQ10 Plus True Wireless ANC+ENC Earphones User Manual</p> <p>Comprehensive user manual for the Hoco EQ10 Plus true wireless ANC+ENC noise-cancelling Bluetooth earphones, covering operation, features, and warranty information.</p>
	<p>Hoco EW24 Wireless Earphones User Manual</p> <p>User manual for Hoco EW24 Wireless Earphones, providing setup, usage, and troubleshooting information.</p>


	<p>Hoco ES62 Wireless Earphones Instruction Manual</p> <p>Instruction manual for the Hoco ES62 wireless earphones, detailing features, usage, controls, and FCC compliance information.</p>
	<p>Hoco BS31 Portable Bluetooth Speaker User Manual and Specifications</p> <p>User manual and technical specifications for the Hoco BS31 portable Bluetooth speaker, including FCC compliance information, device features, and performance details.</p>
	<p>HOCO E36 Wireless Bluetooth Headset: User Manual and Features</p> <p>Comprehensive guide for the HOCO E36 wireless Bluetooth headset, covering product features, specifications, warnings, and step-by-step usage instructions. Includes Bluetooth V4.2, hands-free operation, and battery details.</p>
	<p>Hoco ES45 TWS Wireless Headset Instruction Manual</p> <p>Instruction manual for the Hoco ES45 TWS wireless headset, detailing features, usage, controls, and warnings.</p>

Documents - Hoco – ES39



[pdf]


84 WwW YImF CoM tom MCL Hoco technology development SHENZHEN co Ltd ES45 TWS wireless headset 2AX2T 2AX2TES45 es45
2020-10-11 Hoco technology development SHENZHEN co., Ltd Model Difference
EUT NAME: TWS wireless headset FCC ID: 2AX2T-ES45 MODEL : ES45
ES20Plus,ES26Plus,ES28,ES32Plus,ES34,ES36,ES37,ES38,
ES39,ES41,ES42,ES43,ES45,ES46,ES47,ES48,ES49,ES50,
ES52,ES53,ES54,ES55,ES56,ES57,ES58,ES59,ES60,ES61, ES62...
lang:tl score:22 filesize: 107.62 K page_count: 1 document date: 2020-11-02



[Сертификат соответствия для наушников и гарнитур HOCO и BOROFONE](#)

Сертификат соответствия ЕАЭС для наушников и гарнитур торговых марок HOCO и BOROFONE, произведенных HOCO TECHNOLOGY DEVELOPMENT (SHENZHEN) CO., LTD. Документ подтверждает соответствие Техническому регламенту Таможенного союза ТР ТС 020/2011 «Электромагнитная совместимость технических средств».

lang:es score:21 filesize: 925.76 K page_count: 3 document date: 2023-11-24



[pdf] Test Report

55013 132 BCTC Jade Test Report Hoco technology development SHENZHEN co Ltd ES45 TWS wireless headset 2AX2T 2AX2TES45 es45

TEST REPORT Report No.: BCTC2009001941E Applicant: Hoco technology development SHENZHEN co., L ... No.: Test Standards Test Results Remark: ES45 ES20Plus,ES26Plus,ES28,ES32Plus,ES34,ES36,ES37,ES38, **ES39**,ES41,ES42,ES43,ES45,ES46,ES47,ES48,ES49,ES50, ES52,ES53,ES54,ES55,ES56,ES57,ES58,ES59,ES60,ES61... lang:en **score:16** filesize: 5.2 M page_count: 62 document date: 2020-11-13



[pdf]

Untitled Bekijk de CE markering HOCO ES39 Draadloze Oordopjes Wit Bluetooth 5 1 bol original media s q88vg3DjYO73 |||

...

lang:en **score:15** filesize: 102.29 K page_count: 1 document date: 2022-08-17