

YOTO B088MLVZ81

Yoto Player User Manual

Your Screen-Free Audio Speaker for Kids

INTRODUCTION TO YOUR YOTO PLAYER

The Yoto Player is an innovative screen-free audio device designed for children aged 3-12+. It provides a safe and engaging way for kids to listen to audiobooks, music, podcasts, and radio, all controlled by physical cards. It also functions as an Ok-to-Wake alarm clock and nightlight, fostering independence and healthy routines.



Image: The Yoto Player, a white cube-shaped device with orange dials, shown alongside its Starter Pack of 7 audio cards.

GETTING STARTED: SETUP

1. Unboxing and Initial Charge

Carefully remove your Yoto Player and its accessories from the packaging. Before first use, fully charge your Yoto Player using the included magnetic charging dock. Place the player onto the dock, ensuring it aligns correctly. The player's display will indicate charging status.

Yoto Player Features



Image: A detailed diagram highlighting the key features of the Yoto Player, such as the audio card slot, pixel display, headphone jack, tactile controls, Bluetooth capability, and the magnetic charging dock.

2. Download the Yoto App

To unlock the full potential of your Yoto Player, download the free Yoto App from your device's app store. The app allows you to manage settings, access free daily content, and link your own audio to blank Yoto cards.

Use the Yoto
app to customize
player settings,
access FREE
daily content
and more!



Image: A hand holding a smartphone displaying the Yoto app, which shows a list of audio content such as "My First 100 Words" and "The Enchanted Wood."

3. Connect to Wi-Fi

Follow the in-app instructions to connect your Yoto Player to your home Wi-Fi network. A stable Wi-Fi connection is required for downloading new content to cards, accessing Yoto Daily, and streaming Yoto Radio or podcasts.

OPERATING YOUR YOTO PLAYER

Playing Audio Cards

The primary way to interact with your Yoto Player is by inserting physical audio cards. Each card contains unique audio content.

- **Insert Card:** Gently slide an audio card into the slot on the top of the Yoto Player. The audio will begin playing automatically.
- **Remove Card:** Pull the card out of the slot to pause the audio. When the card is re-inserted, the audio will resume

from where it left off.

Pop an audio card into the player and audio starts, remove the card and audio stops.



Image: A child demonstrates how to insert an audio card into the Yoto Player, initiating audio playback.

Yoto Starter Pack

The perfect selection of cards to start your Yoto collection.



Image: The Yoto Starter Pack, showcasing seven diverse audio cards for stories, music, sound effects, podcasts, and a customizable "Make Your Own" card.

Controls and Features

- **Volume Control:** Turn the **left orange dial** to adjust the volume.
- **Yoto Daily:** Press the **right orange dial** once to play Yoto Daily, a free, new audio snippet delivered every day.
- **Yoto Radio:** Press the **right orange dial** again to switch to Yoto Radio, Yoto's curated radio station for kids.
- **Nightlight & Clock:** The Yoto Player doubles as a nightlight and a digital clock. Its pixel display shows the time and can be customized via the app for sleep training (e.g., showing a moon at night and a sun in the morning).
- **Bluetooth Speaker:** The Yoto Player can also function as a Bluetooth speaker, allowing you to play audio from other devices.



Doubles as a
night light, clock,
and sleep trainer

yoto

Image: The Yoto Player serving as a nightlight and clock, emitting a soft glow in a child's bedroom, aiding in sleep routines.

Official Product Video

Your browser does not support the video tag.

Video: An official Yoto video demonstrating the key features and functionalities of the Yoto Player, including card insertion, volume control, and its use as a nightlight and clock.

MAINTENANCE

To ensure the longevity of your Yoto Player, follow these simple maintenance guidelines:

- **Cleaning:** Wipe the exterior of the player with a soft, dry cloth. Avoid using abrasive cleaners or excessive moisture.
- **Battery Care:** For optimal battery life, avoid fully discharging the player frequently. Recharge it regularly using the magnetic dock.
- **Card Care:** Keep audio cards clean and free from bends or damage to ensure proper function. Store them in a safe place when not in use.

TROUBLESHOOTING

If you encounter any issues with your Yoto Player, consider the following common solutions:

- **Player Not Responding:** Ensure the player is charged. Try a soft reset by holding down both orange dials for 10 seconds.
- **Audio Not Playing:** Check that the card is fully inserted. Ensure the player is connected to Wi-Fi if it's new content being downloaded.
- **Wi-Fi Connection Issues:** Verify your Wi-Fi password in the Yoto App. Ensure the player is within range of your router.
- **App Sync Problems:** Make sure your Yoto Player and the app are both updated to the latest software versions.

For more detailed troubleshooting guides and support, please refer to the Yoto App or the official Yoto website.



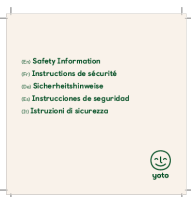



SPECIFICATIONS

Product Dimensions	4.3 x 4.3 x 4 inches
Item Weight	2.82 pounds
Manufacturer	HENITAR
ASIN	B088MLVZ81
First Available Date	May 14, 2020

WARRANTY AND SUPPORT

For information regarding product warranty, returns, and technical support, please visit the official Yoto website or contact their customer service directly. You can also find additional support resources and FAQs within the Yoto App.

YOTO Store: [Visit the YOTO Store on Amazon](#)

	<p>Yoto Player Quick Start Guide</p> <p>A quick start guide for setting up and using the Yoto Player, including instructions for powering on, connecting to Wi-Fi, setting up a family account, and personalizing the player. The guide also covers basic controls and highlights available content.</p>
	<p>Yoto Bluetooth Headphones: User Manual, Safety, and Specifications</p> <p>A comprehensive guide to Yoto Bluetooth headphones, covering controls, important safety information, instructions for safe use, regulatory compliance, and detailed technical specifications. Learn how to operate and maintain your Yoto headphones safely.</p>
	<p>Yoto Mini Safety Information and User Guide</p> <p>Comprehensive safety information and regulatory compliance details for the Yoto Mini, including warnings, safe usage instructions, and FCC/IC compliance statements.</p>
	<p>Yoto Mini User Guide: Safety and Usage Instructions</p> <p>A comprehensive guide to the safe and proper use of the Yoto Mini, including important warnings and instructions for parents and caregivers.</p>
	<p>Yoto Press Kit 2025: Inspiring Audio for Childhood Adventures</p> <p>Explore the Yoto ecosystem, featuring the award-winning Yoto Player and Yoto Mini audio players for kids. Discover content, accessories, and the Yoto App designed to foster creativity and learning through audio.</p>
	<p>Yoto Press Kit 2022: Inspiring Audio for Childhood Adventures</p> <p>Discover the Yoto Player and Yoto Mini, award-winning audio devices for children. This press kit details their features, content library including stories, music, and podcasts, and available accessories. Yoto offers screen-free audio experiences for imaginative play and learning.</p>