

RIDDEX B088MKK7DB

RIDDEX Plus Insect Repellent User Manual

Model: B088MKK7DB

1. INTRODUCTION

Thank you for choosing the RIDDEX Plus Insect Repellent. This device utilizes patented electromagnetic technology to create an environment that is uncomfortable for pests, encouraging them to leave your home. It is designed to be a safe, non-toxic, and effective solution for controlling mice, rats, roaches, bugs, and other insects without the use of chemicals, traps, or sprays. This manual provides essential information for the proper setup, operation, and maintenance of your RIDDEX Plus unit.



Image: The RIDDEX Plus Insect Repellent 2-Pack, showing the product in its retail packaging alongside two individual units. The packaging highlights features like "Built-In Nightlight" and "Pest Repelling Aid".

2. PRODUCT OVERVIEW

The RIDDEX Plus unit is a compact, plug-in device featuring indicator lights and a nightlight button for ease of use.

- **Nightlight Button:** Press to turn the built-in nightlight on or off.
- **Green Light:** Indicates that the unit is working and powered on.
- **Intermittent Red Light:** Indicates that the electromagnetic technology is functioning and emitting waves.

RIDDEX[®] PLUS

NIGHTLIGHT BUTTON

PRESS TO TURN NIGHTLIGHT
ON OR OFF

GREEN LIGHT

INDICATES UNIT IS WORKING

INTERMITTENT RED LIGHT

INDICATES ELECTROMAGNETIC
TECHNOLOGY IS FUNCTIONING



NON
TOXIC




Image: A detailed view of the RIDDEX Plus unit, pointing out the Nightlight Button, Green Light (indicating operation), and Intermittent Red Light (indicating electromagnetic technology function).

3. SETUP

Setting up your RIDDEX Plus unit is quick and easy. No complicated wiring or batteries are required.

1. **Unpack:** Remove the RIDDEX Plus unit from its packaging.
2. **Plug In:** Simply plug the unit into any standard wall outlet in your home. Ensure it is securely plugged in.
3. **Verify Operation:** Once plugged in, the green light should illuminate, indicating the unit is powered on and working. The red light will flash intermittently to show the electromagnetic waves are active.

HELPING YOU GET RID OF ANNOYING PESTS




Image: A RIDDEX Plus unit plugged into a wall outlet, illustrating its simple installation process within a home environment.

4. OPERATING INSTRUCTIONS

The RIDDEX Plus operates continuously once plugged in, providing 24-hour protection against pests.

- **Electromagnetic Waves:** The device emits silent electromagnetic waves through your home's electrical wiring. These waves are designed to agitate the nervous systems of pests, making the environment undesirable for them.
- **Non-Toxic and Safe:** The technology is completely non-toxic, producing no sound, no odor, and is safe for use around children and household pets like cats and dogs.
- **Built-in Nightlight:** Use the button on top of the unit to toggle the nightlight feature on or off as needed.

Expected Results:

- During the first week of installation, the unit will begin to take effect.
- By the second week, you should start observing noticeable results, with mice, rats, and cockroaches beginning to disappear from your home.
- For optimal results, allow 2-4 weeks for the device to take full effect.

Turn Your Home into a Pest Repelling Force Field




Image: The RIDDEX Plus unit depicted as creating a pest-repelling force field, with icons of rats, mice, bugs, cockroaches, insects, and vermin crossed out, indicating their deterrence.

5. PLACEMENT GUIDELINES

For maximum effectiveness, consider the following when placing your RIDDEX Plus units:

- **Central Location:** Place units in central areas of your home where pest activity is observed or suspected.
- **Unobstructed Outlets:** Ensure the unit is plugged into an outlet that is not obstructed by furniture, curtains, or other large objects, as this can interfere with the electromagnetic field.
- **Multiple Units:** For larger homes or multi-story dwellings, using multiple units is recommended to ensure comprehensive coverage.
- **Avoid Obstacles:** While electromagnetic waves travel through wiring, dense objects like thick walls or large appliances can create dead zones. Strategically place units to minimize such areas.



Constant Protection

Always be sure that your home is protected against bugs and vermin! Our high-tech pest defender works 24 hours a day to drive out unwanted visitors with a mini, low-profile design that you won't even notice. Just plug it in any home outlet and let it get to work.



**1st
WEEK**

Fast and Powerful

Riddex Plus is designed to quickly provide your home with protection against pests! During the first week of installation, the unit will start taking effect, and during the second week, you will start seeing better results as mice, rats and cockroaches disappear from your home.



Advanced Pest Control

The Riddex Plus Pest Repeller features patented pulse technology that creates invisible electromagnetic waves to force rodents and insects out of your home! These waves are completely non-toxic, producing no sound and no odor so that it is safe to use around kids and pets.

Image: An illustrative diagram of a house floor plan, showing green waves spreading from strategically placed RIDDEX units, indicating the coverage area for pest deterrence.

6. MAINTENANCE

The RIDDEX Plus is designed for maintenance-free operation. No refills, traps, or chemicals are needed.

- **Cleaning:** If the unit becomes dusty, gently wipe it with a dry, soft cloth. Do not use liquid cleaners or immerse the unit in water.
- **Continuous Operation:** For continuous pest control, keep the unit plugged in at all times.

7. TROUBLESHOOTING

If you encounter issues with your RIDDEX Plus unit, refer to the following common solutions:

Problem	Possible Cause	Solution
Unit not turning on (no green light)	No power to the outlet; Unit malfunction	Check if the outlet is working by plugging in another device. Try a different outlet. If still no power, the unit may be faulty.
Red light not flashing	Electromagnetic function not active; Unit malfunction	Ensure the green light is on. If the green light is on but the red light is not flashing, try unplugging and re-plugging the unit. If the issue persists, the electromagnetic function may be faulty.
Pest activity persists after several weeks	Insufficient coverage; Severe infestation; Pests have adapted	Ensure units are placed optimally and not obstructed. Consider adding more units for larger areas. For severe infestations, it may take longer to see full results. Ensure there are no other attractants for pests (food sources, entry points).

8. SPECIFICATIONS

Feature	Detail

Feature	Detail
Product Dimensions	2.7"L x 1.8"W x 4.8"H (approx. 6.86 cm L x 4.57 cm W x 12.19 cm H)
Item Weight	0.2 Pounds (approx. 90.7 grams)
Color	White
Material	Plastic
Power Source	Plug-in Electric
Technology	Patented Electromagnetic Pulse Technology
Manufacturer	Global TV Concepts
Model Number (ASIN)	B088MKK7DB



Image: A visual representation of the RIDDEX Plus unit with its approximate dimensions (4 inches height, 2.25 inches width, 1 inch depth) clearly indicated.

9. SAFETY INFORMATION

Please read and adhere to the following safety guidelines:

- **Indoor Use Only:** This device is designed for indoor use in standard household electrical outlets. Do not use outdoors or in wet environments.
- **Keep Away from Water:** Do not expose the unit to water or excessive moisture.
- **No Disassembly:** Do not attempt to open or repair the unit. There are no user-serviceable parts inside. Disassembly will void any potential warranty.
- **Children and Pets:** The device is safe for children and common household pets (cats, dogs). However, keep the unit out of reach of small children to prevent accidental unplugging or tampering.
- **Ventilation:** Ensure adequate ventilation around the unit. Do not cover it with cloth or other materials.
- **Electrical Safety:** Do not overload electrical outlets. If the unit feels excessively hot to the touch, unplug it immediately and discontinue use.

RIDDEX[®] PLUS

SIMPLE, PATENTED, INNOVATIVE TECHNOLOGY

- Electromagnetic Waves
- Safe for Humans and Pets
- DIY Electronic Pest Controller

*High-Tech Pest Defender Uses Deterrents
to Keep Vermin and Insects Away*



Image: The RIDDEX Plus unit positioned near a child and a golden retriever, visually reinforcing that the product is safe for use around humans and pets.

