

## SUNITEC BC980P

# SUNITEC BC980P Bluetooth Car Speaker Instruction Manual

Model: BC980P | Brand: SUNITEC

### INTRODUCTION

The SUNITEC BC980P Bluetooth Car Speaker is designed to provide a safe and convenient hands-free communication experience while driving. Featuring a built-in Qualcomm QCC chipset for DSP Noise Cancellation and a 3W multimedia speaker, it ensures crystal clear audio for calls and music. Its automatic power on/off function and compatibility with voice assistants like Siri and Google Assistant make it an ideal solution for hands-free operation in any vehicle.

This manual provides detailed instructions on how to set up, operate, and maintain your BC980P speakerphone.

### PACKAGE CONTENTS

Please verify that all items listed below are included in your package:

- SUNITEC BC980P Bluetooth Car Speakerphone
- USB Car Charger
- USB Charging Cable (Type-C)
- User Manual
- Warranty Card

# PACKAGE CONTENTS



**Product packaging**



**BC980SA Speaker kits**



**USB car charger**



**User manual**



**Warranty card**



**USB charging cable**

Image: Contents of the SUNITEC BC980P package.

## PRODUCT OVERVIEW

Familiarize yourself with the buttons and ports on your SUNITEC BC980P speakerphone:



# 3W 4Ω Loudspeaker

Echo reduction and noise cancellation during call



## Powerful quality Audio

Built-in 3W multimedia speaker to support crystal clear sound, big enough for music or calls.

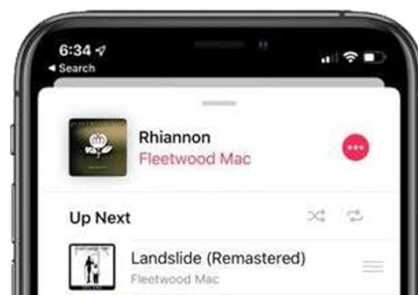


Image: Labeled diagram of the SUNITEC BC980P speakerphone showing all controls and ports.

- **Volume - / Volume +:** Adjusts speaker volume.
- **Sun Visor Clip:** For easy attachment to your car's sun visor.
- **ON/OFF Switch:** Powers the device on or off.
- **USB Interface (Type-C):** For charging the device.
- **Microphone:** Captures your voice for calls and voice commands.
- **Answer/End Call / Play/Pause Music (MF-Button):** Multi-function button for call management and music playback.
- **Mute Button:** Mutes or unmutes the microphone during a call.

## SETUP

### 1. Charging the Device

Before first use, fully charge the BC980P speakerphone. Connect the provided USB charging cable to the Type-C port on the device and plug the other end into the USB car charger or any standard USB power adapter. A full charge typically takes about 2 hours.



Image: Detail of the Type-C charging port.

## 2. Mounting the Speakerphone

The BC980P is designed to be clipped onto your car's sun visor for optimal microphone and speaker placement. Simply slide the integrated clip over the edge of the sun visor.

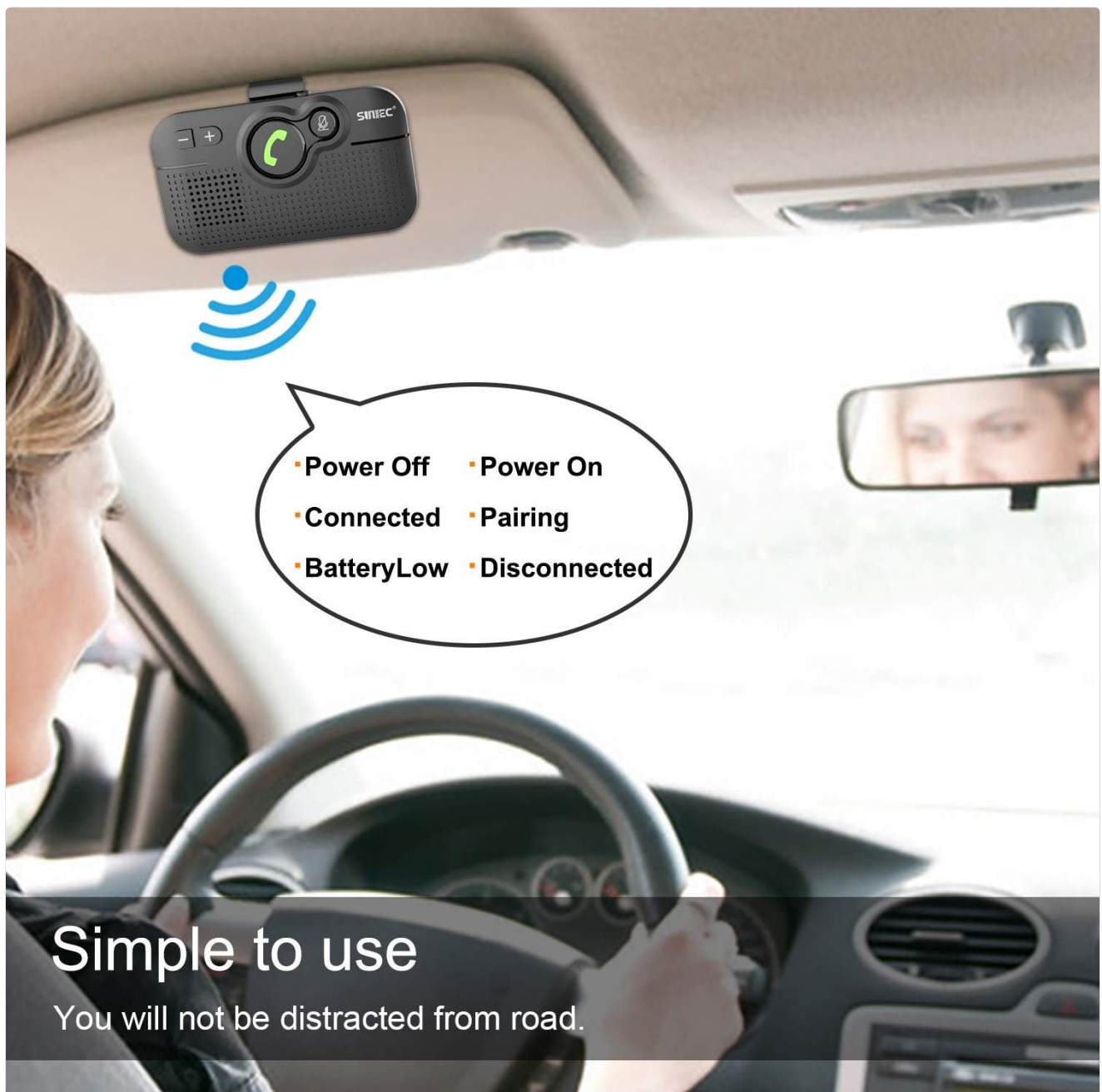


Image: Speakerphone mounted on a car's sun visor.

### 3. Bluetooth Pairing

1. Ensure the BC980P is charged and powered on. You will hear a "Power On" voice prompt.
2. The device will automatically enter pairing mode, indicated by a "Pairing" voice prompt.
3. On your mobile phone, go to Bluetooth settings and turn Bluetooth on.
4. Search for "BC980P" in the list of available devices and select it to connect.
5. Once successfully paired, you will hear a "Connected" voice prompt.

Your browser does not support the video tag.

Video: Demonstration of voice guidance during power on, pairing, and connection.

Your browser does not support the video tag.

Video: Instructions on how to connect two phones simultaneously to the BC980P.

The BC980P supports dual connection, allowing two phones to be connected simultaneously. Follow the video instructions for detailed steps on how to pair a second device.

## OPERATING INSTRUCTIONS

### Power On/Off

- **Manual Power On/Off:** Use the ON/OFF switch on the side of the device.
- **Automatic Power On/Off:** The BC980P features a built-in vibration sensor. It will automatically power on and reconnect to your phone when it detects car door opening or vibration. It will also auto sleep/off if out of Bluetooth range (10 meters) or if Bluetooth is disabled on your phone.



# Voice Command

(e.g. Apple's Siri, Google Assistant)-ensure driving safety.

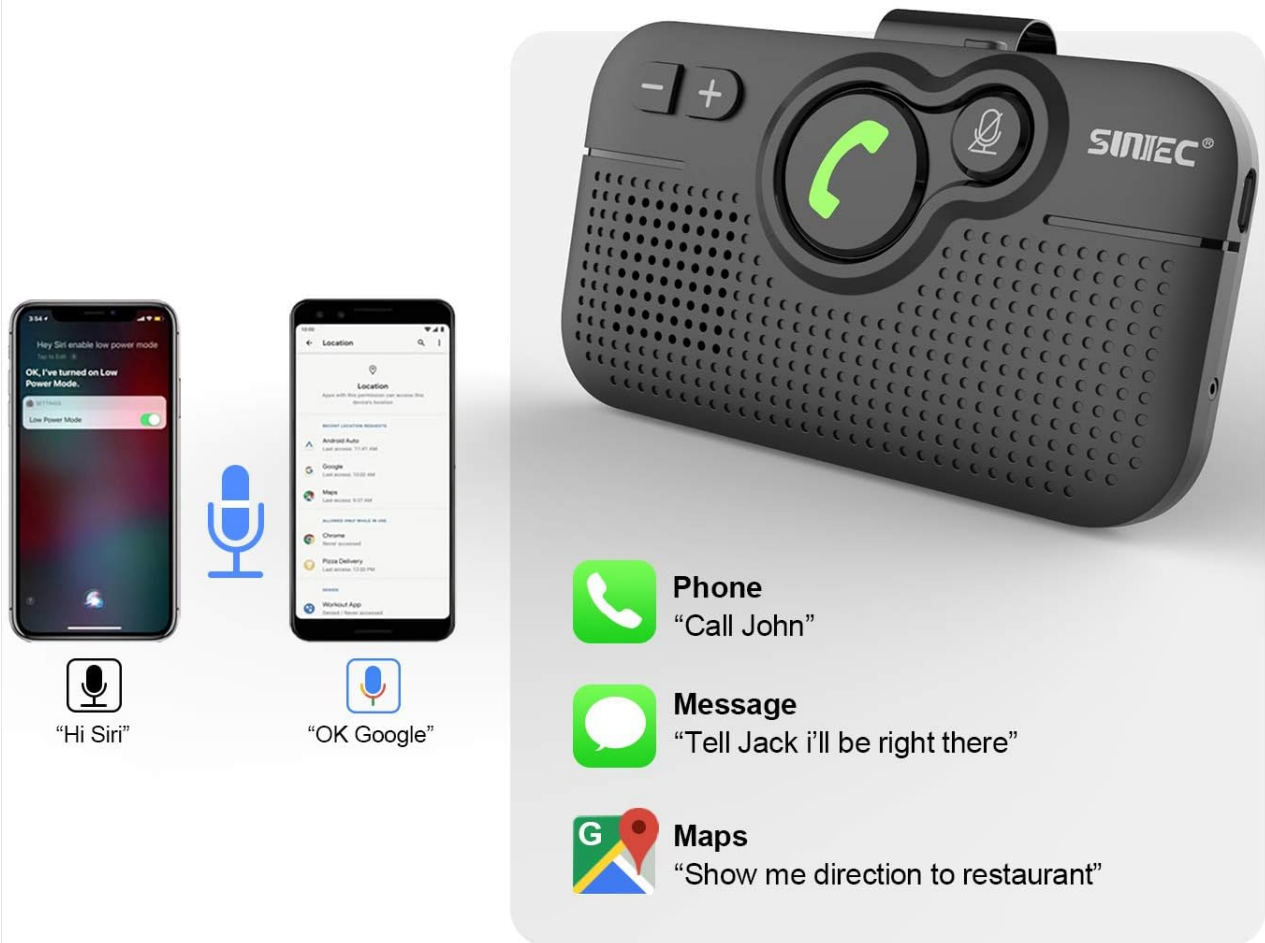


Image: Automatic power on function when car door opens.

## Call Management

- **Answer Call:** Short press the green phone icon (MF-Button).
- **End Call:** Short press the green phone icon (MF-Button) during a call.
- **Reject Call:** Long press the green phone icon (MF-Button) for 2 seconds.
- **Redial Last Number:** Double press the green phone icon (MF-Button).
- **Mute/Unmute Microphone:** Short press the microphone icon button.

Your browser does not support the video tag.

Video: Demonstration of caller name announcement for incoming calls.

## Volume Control

Use the **Volume +** and **Volume -** buttons on the device to adjust the call and music volume to your preferred level.

Your browser does not support the video tag.

Video: Demonstration of volume control functionality.

## Voice Assistant (Siri/Google Assistant)

Short press the green phone icon (MF-Button) to activate your phone's voice assistant (Siri for iOS, Google

Assistant for Android). You can then use voice commands to make calls, send texts, or get GPS directions, ensuring you stay focused on driving.



Image: Voice command functionality with Siri and Google Assistant.

Your browser does not support the video tag.

Video: How to activate Siri or Google Assistant using the MF-Button to make phone calls.

## Music Playback

When connected to your phone, the BC980P can play music. Use the green phone icon (MF-Button) to play or pause music. Adjust volume using the Volume +/- buttons.

# With Auto Power on Function

Once paired and connected, **BC980** will auto power on and reconnect to your phone when car door opens.



Image: Powerful audio quality for calls and music.

## MAINTENANCE

- **Cleaning:** Use a soft, dry cloth to clean the device. Avoid using harsh chemicals or abrasive materials.
- **Battery Care:** To prolong battery life, avoid exposing the device to extreme temperatures. Charge the device regularly, even if not in frequent use.
- **Storage:** When storing for extended periods, ensure the device is fully charged and powered off. Store in a cool, dry place.

## TROUBLESHOOTING



Problem	Possible Cause	Solution
Device does not power on.	Low battery.	Charge the device fully.
Cannot pair with phone.	Bluetooth is off on phone; device not in pairing mode; device too far from phone.	Ensure phone Bluetooth is on. Power cycle the BC980P to enter pairing mode. Keep devices within 1 meter during pairing.
No audio during calls/music.	Volume too low; device not connected; phone audio output not set to BC980P.	Increase volume. Check Bluetooth connection. Select BC980P as audio output on your phone.
Automatic power on/off not working.	Device not detecting vibration; Bluetooth connection unstable.	Ensure the device is securely mounted. Re-establish Bluetooth connection.

## SPECIFICATIONS

Feature	Detail
Model	BC980P
Brand	SUNITEC
Speaker Power	3W
Chipset	Qualcomm QCC (with DSP Noise Cancellation)
Connectivity	Bluetooth 5.0
Battery Life (Talk Time)	Up to 22 hours
Battery Life (Standby)	Up to 1000 hours
Charging Time	Approx. 2 hours
Charging Port	Type-C
Special Features	Automatic On/Off, Microphone, Big MF Button, Siri/Google Voice Assistant Support, Dual Phone Connection
Dimensions	4.57 x 0.67 x 2.64 inches
Weight	2.3 ounces

Your browser does not support the video tag.

Safety Information

To ensure safe driving and battery longevity, manually turn off the speakerphone before leaving the car. Keep the device away from high temperatures and humidity to prevent damage.

Warranty and Support

All car stereo products from SUNITEC come with a 12-month warranty from the date of purchase. For FAQs and more information, please visit the official SUNITEC website or contact customer support.

Website: [www.sunitec.net](http://www.sunitec.net)

Email: [support@sunitec.net](mailto:support@sunitec.net)


Phone: +86-755-23770959 / 23770969 (Working hours: 9:00-17:30 working time)



Image: SUNITEC Warranty Card.

Related Documents - BC980P

	<p><a href="#">SUNITEC BC920SA Bluetooth Hands-Free Car Kit: User Manual &amp; Specifications</a></p> <p>Comprehensive user manual for the SUNITEC BC920SA Bluetooth hands-free car kit. Learn about setup, features, operation, troubleshooting, technical specifications, and compliance.</p>
	<p><a href="#">SUNITEC Premium BC980SA Bluetooth Car Kit User Manual and FCC Information</a></p> <p>Comprehensive user manual for the SUNITEC Premium BC980SA Bluetooth Car Kit, detailing features, operation, pairing, charging, troubleshooting, technical specifications, and FCC compliance.</p>
	<p><a href="#">Sunitec Bluetooth Module BM153 Bill of Materials (BOM)</a></p> <p>Bill of Materials (BOM) for the Sunitec BM153 Bluetooth Module, listing integrated circuits, RF components, capacitors, resistors, inductors, crystals, and PCB details.</p>



[Sunitec BM153 Class 2 Bluetooth Module: Product Specification and Features](#)

Detailed product specification for the Sunitec BM153 Class 2 Bluetooth Module, covering features, electrical and RF characteristics, pin configurations, ordering information, and applications. Includes integration details and certification.