

VTech 80-414800

VTech Go! Go! Cory Carson Bundle User Manual

Brand: VTech | Model: 80-414800

INTRODUCTION

Welcome to the exciting world of Bumperton Hills with your VTech Go! Go! Cory Carson Bundle! This manual provides essential information for setting up, operating, and maintaining your Cory, Freddie, and Halle interactive vehicles. Please read through these instructions carefully to ensure safe and enjoyable play.



Image: The VTech Go! Go! Cory Carson Bundle, featuring Cory, Freddie, and Halle vehicles.

WHAT'S INCLUDED

Your VTech Go! Go! Cory Carson Bundle includes the following items:

- One (1) Cory Carson vehicle
- One (1) Freddie Firetruck vehicle
- One (1) Halle Copter vehicle
- One (1) Parent's Guide (this manual)



Image: The product packaging for the VTech Go! Go! Cory Carson Bundle.

SETUP

Battery Information

Each vehicle in the Go! Go! Cory Carson Bundle comes with pre-installed LR44 batteries. These batteries are not replaceable. Please ensure the vehicles are functioning correctly upon receipt.

Important Note: The product description states "Includes 9 LR44 batteries. Batteries are not replaceable." This implies the batteries are sealed units within the toys. No user action is required for battery installation or replacement.

OPERATING INSTRUCTIONS

The VTech Go! Go! Cory Carson vehicles are designed for interactive play. Follow these simple steps to enjoy their features:

1. **Activate the Vehicles:** Press the light-up windshield button on Cory, Freddie, or Halle to hear unique phrases, sound effects, and songs from the Go! Go! Cory Carson show. The lights will flash in sync with the sounds.
2. **Explore PlayZone Locations:** For extended interactive play, place each vehicle on a PlayZone location found on compatible Go! Go! Cory Carson playsets (sold separately). This will unlock additional phrases, sounds, and music specific to that location.
3. **Role-Play Adventures:** Encourage imaginative play by having Cory, Freddie, and Halle explore Bumperton Hills and create new adventures.



Image: Cory Carson vehicle.



Image: Freddie Firetruck vehicle.



Image: Halle Copter vehicle.

MAINTENANCE

Cleaning

To clean the vehicles, wipe them with a slightly damp cloth. Do not immerse the toys in water or use harsh cleaning agents, as this may damage the electronic components.

Storage

Store the vehicles in a cool, dry place away from direct sunlight and extreme temperatures when not in use. Prolonged exposure to heat or moisture can affect the product's lifespan.

TROUBLESHOOTING

If you encounter any issues with your VTech Go! Go! Cory Carson Bundle, please refer to the following common solutions:

- **No Sound or Lights:** Ensure the vehicles are turned on (if an on/off switch is present, though not specified for this model). Since batteries are not replaceable, if the toy stops functioning, it may indicate the end of the battery life.
- **Intermittent Functionality:** Try gently tapping the vehicle to ensure all internal connections are stable. If the issue persists, the internal battery may be low.
- **Vehicle Not Responding on PlayZone:** Ensure the playset (sold separately) is also powered on and functioning correctly. Check for any obstructions between the vehicle and the PlayZone sensor.

If these steps do not resolve the issue, please contact VTech Customer Support for further assistance.

SAFETY INFORMATION

WARNING: CHOKING HAZARD - Small parts. Not for children under 3 years.

This product is intended for ages 2+ years. Adult supervision is recommended during play.

- Do not attempt to open or modify the vehicles, as this may damage the product and void any warranty.
- Keep the vehicles away from water and excessive moisture.
- Do not throw or drop the vehicles from a height, as this may cause damage.
- Dispose of the product responsibly at the end of its life, following local regulations for electronic waste.

SPECIFICATIONS

Product Dimensions	2.09 x 3.43 x 2.82 inches (each vehicle, approximate)
Item Weight	10.4 ounces (total for bundle)
Model Number	80-414800
Manufacturer Recommended Age	24 months - 5 years
Batteries	9 LR44 batteries required (included, not replaceable)
Release Date	May 11, 2020
Manufacturer	VTech




WARRANTY & SUPPORT




For warranty information or technical support regarding your VTech Go! Go! Cory Carson Bundle, please visit the official VTech website or contact their customer service department. Keep your purchase receipt as proof of purchase.

VTech Official Website: www.vtechkids.com

© 2024 VTech. All rights reserved. Go! Go! Cory Carson and all related characters, names, and indicia are trademarks of VTech.

Related Documents - 80-414800

	<p>VTech Go! Go! Cory Carson RC Cory Carson Parents' Guide</p> <p>Parents' Guide for the VTech Go! Go! Cory Carson RC Cory Carson toy. Includes introduction, included items, instructions for battery installation, product features, activities, melody list, song lyrics, care and maintenance, troubleshooting, and compliance information.</p>
	<p>VTech Toot-Toot Cory Carson Cory's Stay & Play Home Parent's Guide</p> <p>Parent's guide for the VTech Toot-Toot Cory Carson Cory's Stay & Play Home. Learn about product features, assembly instructions, and troubleshooting.</p>
	<p>VTech Toot-Toot Cory Carson Cory's Super Slide Parent's Guide & Assembly Instructions</p> <p>Official Parent's Guide for the VTech Toot-Toot Cory Carson Cory's Super Slide. Includes assembly instructions, product features, battery information, care, troubleshooting, and consumer services.</p>

	<p>VTech Teach & Lights Teddy™ 80-075000 User Manual & Learning Guide</p> <p>Official user manual for the VTech Teach & Lights Teddy™ learning toy (model 80-075000). Discover how this interactive bear toy helps toddlers 18 months+ learn letters, numbers, and more through fun games and activities. Includes setup, features, care, and troubleshooting.</p>
	<p>VTech Marble Rush Super Action Set Electronic L200E User Manual</p> <p>This user manual provides comprehensive instructions for the VTech Marble Rush Super Action Set Electronic L200E, covering setup, features, battery installation, maintenance, troubleshooting, and responsible disposal.</p>
	<p>Manual de Instrucciones: La casa de Cory Bóldos</p> <p>Manual de instrucciones para La casa de Cory Bóldos de VTech, incluyendo instalación de pilas, montaje, características, actividades, cuidado y solución de problemas.</p>