

manuals.plus /

- › [gigo](#) /
- › [gigo Creative Creatures Instruction Manual](#)

gigo 1273

gigo Creative Creatures Instruction Manual

Model: 1273

INTRODUCTION

The gigo Creative Creatures Toy Set is designed to inspire creativity and develop essential skills in children aged 36 months to 8 years. This versatile building set allows for the construction of numerous models, from natural creatures to everyday objects, fostering imagination and dexterity. Made from high-quality, durable plastic, this 59-piece set provides hours of engaging and educational play.

This manual provides essential information for the safe and effective use of your gigo Creative Creatures set, including setup, operation, maintenance, and troubleshooting.

SAFETY INFORMATION

WARNING: CHOKING HAZARD. Small parts. Not for children under 3 years. Always supervise children during play to prevent accidental ingestion of small components. Keep all packaging materials away from children.

PRODUCT OVERVIEW



Image: The gigo Creative Creatures toy set, neatly stored in its transparent plastic container. The container features pink handles and latches, and a vibrant label on the front displays examples of creatures that can be built using the included pieces.

Components:

- 59 multi-colored plastic pieces, primarily six-sided connectable cubes and various connecting rods.
- Durable plastic storage box with secure latches and a carrying handle.

Key Features:

- **Easy Assembly:** Pieces are designed for simple and intuitive connection.
- **Creative Exploration:** Encourages imaginative construction of various 3D models.
- **Skill Development:** Helps build dexterity, fine motor skills, color recognition, creative thinking, and concentration levels.
- **Durable Material:** Made from high-quality plastic for long-lasting play.

SETUP

1. **Unpack the Set:** Carefully open the packaging and remove the gigo Creative Creatures storage box.
2. **Inspect Components:** Before first use, verify that all 59 pieces are present and undamaged. Refer to the component list (if provided on packaging) or count the pieces.
3. **Prepare Play Area:** Choose a clean, flat, and spacious surface for building to allow for comfortable and organized play.

OPERATING INSTRUCTIONS

Building with gigo Creative Creatures:

1. **Understand the Pieces:** The set primarily consists of six-sided connectable cubes and various connecting rods. Observe how the different shapes and sizes fit together.
2. **Connect Pieces:** Align the connectors on the cubes and rods, then gently push them together until they click or

feel secure. Experiment with different angles and orientations.

3. **Start Simple:** Begin by building simple shapes or following basic design ideas. The packaging label provides examples of creatures that can be constructed.
4. **Encourage Creativity:** There are no strict rules for building. Encourage children to experiment, combine pieces in new ways, and create their own unique creatures, vehicles, or structures.
5. **Disassembly:** To separate pieces, gently pull them apart. Avoid excessive force to prevent damage.

The open-ended nature of the gigo Creative Creatures set allows for endless possibilities. Encourage storytelling and imaginative play around the creations.

MAINTENANCE

- **Cleaning:** To clean the plastic pieces, wipe them with a damp cloth and mild soap if necessary. Rinse thoroughly and air dry completely before storing. Do not use harsh chemicals or abrasive cleaners.
- **Storage:** Always store all pieces in the provided plastic storage box when not in use. This prevents loss of pieces and keeps the set organized and protected from dust.
- **Inspection:** Periodically inspect all pieces for any signs of wear, cracks, or damage. Discard any broken pieces to ensure safety.

TROUBLESHOOTING

- **Missing Pieces:** If you believe pieces are missing, carefully check the entire play area and inside the storage box. If pieces are genuinely missing upon initial unboxing, contact customer support.
- **Difficulty Connecting Pieces:** Ensure pieces are aligned correctly. Some new pieces may require a gentle but firm push to connect for the first time. If a piece consistently does not fit, inspect it for manufacturing defects.
- **Pieces Come Apart Easily:** Ensure pieces are fully connected. If a specific connection point is consistently loose, the piece may be worn or damaged and should be replaced.

SPECIFICATIONS

Product Dimensions	30 x 20 x 10 cm
Item Weight	200 Grams
Model Number	1273
Recommended Age	36 months - 8 years
Educational Objectives	Color Recognition, Creative Thinking, Memory Skill
Number of Pieces	59

Assembly Required	Yes
Batteries Required	No
Material Type	Plastic
Color	Multicolor




WARRANTY AND SUPPORT

Specific warranty information for the gigo Creative Creatures set is not provided in this manual. Please refer to the product packaging or the retailer's website for details regarding warranty coverage and customer support contact information.

For any inquiries or assistance, please contact the gigo customer service department through their official website or the point of purchase.

© 2023 gigo. All rights reserved.

Related Documents - 1273

	<p>Gigo S4A Programming Blocks Learning Lab: Introduction and Setup Guide</p> <p>Explore the Gigo S4A Programming Blocks Learning Lab. This guide provides an introduction to S4A, Scratch for Arduino, hardware setup, and software installation for educational robotics and programming.</p>
	<p>Gigo Robotic Gyro #7396: Build & Experiment with Gyroscopes</p> <p>Explore the principles of gyroscopes and rotational force with the Gigo Robotic Gyro #7396 science kit. Features 7 experiments, 102 parts, and builds 7 different models, including a balancing robot, gyro compass, and segway. Learn about STEM concepts through hands-on building and experimentation.</p>
	<p>GIGO #1139 My-Play Gym Sporting Panel - Assembly and Configurations</p> <p>Comprehensive guide for the GIGO #1139 My-Play Gym Sporting Panel, detailing parts, assembly instructions for various configurations like Jungle, Slide, and Furniture sets, and safety notices for children aged 1-5 years.</p>



[GIGO: Genes Intelligent Gym Awareness - Peaceful Mind & Creative Brain Programs](#)

Explore the programs offered by GIGO (Genes Intelligent Gym Awareness) designed to foster a peaceful mind and a creative brain in children. Learn about their unique approaches to mindfulness, brain programming, creative learning, sustainability, and mathematics, alongside their business model and social initiatives.



[Gigo Commander II App Download and Installation Guide](#)

Download and install the Gigo Commander II app for iOS and Android devices. Includes links for direct download and troubleshooting for Android compatibility issues.



[Lightweight Rolator GIGO 2G - User Manual and Technical Specifications](#)

User manual for the Drive DeVilbiss Lightweight Rolator GIGO 2G (REF 735 100 200). Includes instructions for use, safety guidelines, maintenance, and technical data.