

DaVinci F11981GW

Carter's by DaVinci Colby 4-in-1 Convertible Mini Crib

Model: F11981GW

Brand: DaVinci

PRODUCT OVERVIEW

The Carter's by DaVinci Colby 4-in-1 Convertible Mini Crib with Trundle Drawer is designed to provide a safe, space-saving, and adaptable sleeping solution for infants and toddlers. This mini crib transitions through four stages: mini crib, mini toddler bed, daybed, and twin-size bed, accommodating your child's growth from newborn to toddler and beyond. It features four adjustable mattress heights to ensure optimal safety and comfort at each stage.

Constructed from sustainable New Zealand pinewood and TSCA-compliant engineered wood, the crib is GREENGUARD Gold Certified, indicating it has been rigorously tested for over 10,000 chemical emissions and VOCs, contributing to cleaner indoor air quality. The multi-step painting process ensures a non-toxic finish, meeting stringent lead and phthalate safety standards.

Its compact design makes it suitable for smaller nurseries, bedrooms, or apartments, while the integrated trundle drawer offers convenient storage for baby essentials. The crib includes a 1-inch waterproof pad for easy cleaning and maintenance.




Image: The Colby 4-in-1 Convertible Mini Crib in Gray and White, featuring a trundle drawer for storage.

KEY FEATURES


- **4-in-1 Convertibility:** Easily transitions from a mini crib to a mini toddler bed, daybed, and twin-size bed. Conversion kits (Mini toddler conversion kit No. M20399 & twin-size conversion kit No. M5789) are sold separately.
- **GREENGUARD Gold Certified:** Tested for over 10,000 chemical emissions and VOCs, ensuring a healthier indoor environment for your baby.
- **Adjustable Mattress Heights:** Features four adjustable mattress positions to adapt to your child's growth, allowing you to lower the mattress as your baby develops the ability to sit and stand.
- **Integrated Trundle Drawer:** A convenient built-in drawer provides additional storage space for baby essentials, optimizing space in smaller rooms.
- **Durable Construction:** Crafted from sustainable New Zealand pine wood and TSCA-compliant engineered wood with a non-toxic finish.
- **Included Waterproof Pad:** Comes with a 1-inch waterproof pad to keep the sleep area clean and dry.



Image: The Colby Mini Crib positioned in a nursery, demonstrating its compact size and aesthetic appeal.



**tested.
trusted.
loved.**



all the safety,
half the price

healthier for baby

loved by over 3
million families

Image: A visual representation illustrating the four conversion stages of the Colby Mini Crib: mini size crib, mini toddler bed, mini day bed, and twin size bed.



Image: A diagram highlighting the adjustable mattress heights of the Colby Mini Crib, indicating appropriate levels for newborns, when baby can roll over, sit up, and stand.

SETUP AND ASSEMBLY

The Carter's by DaVinci Colby 4-in-1 Convertible Mini Crib requires assembly. Detailed instructions and all necessary hardware are included in the packaging. It is recommended to assemble the crib in the room where it will be used to avoid moving it through doorways after assembly.

For conversion to a mini toddler bed or twin-size bed, separate conversion kits (M20399 and M5789 respectively) must be purchased. Follow the specific instructions provided with each conversion kit for proper and safe transformation.

Ensure all bolts and fasteners are securely tightened before placing a child in the crib. Periodically check all connections to ensure they remain tight.

OPERATING INSTRUCTIONS

Adjusting Mattress Height:

The Colby Mini Crib features four adjustable mattress height positions. The highest position is suitable for

newborns, allowing easy access to your baby. As your child grows and becomes more mobile (e.g., begins to roll over, sit up, or stand), the mattress support should be lowered to prevent them from climbing out of the crib.

1. **Newborn Stage:** Use the highest mattress setting.
2. **Rolling Over Stage:** Lower the mattress to the second highest setting.
3. **Sitting Up Stage:** Lower the mattress to the third setting.
4. **Standing Stage:** Lower the mattress to the lowest setting.

Always ensure the mattress support is securely locked into place at the desired height before use. Refer to the assembly manual for detailed instructions on how to adjust the mattress height safely.

Using the Trundle Drawer:

The integrated trundle drawer slides out from beneath the crib, providing convenient storage. To open, gently pull the handle. To close, push the drawer back until it is fully recessed under the crib. Avoid placing excessive weight in the drawer to ensure smooth operation and prevent damage.

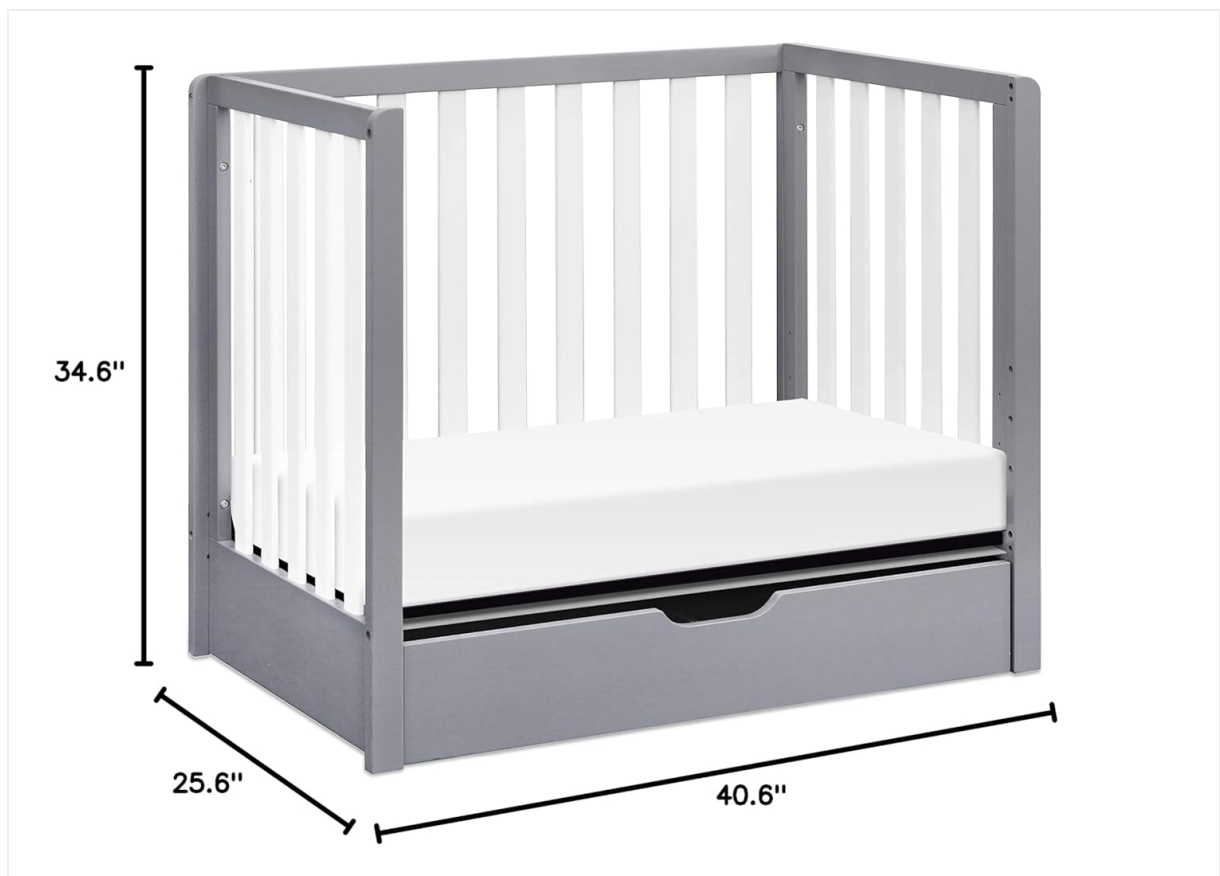


Image: A detailed diagram showing the dimensions of the Colby Mini Crib: 40.6 inches (L) x 25.6 inches (W) x 34.6 inches (H).



Image: The trundle drawer of the Colby Mini Crib shown open, revealing its internal storage compartments.

MAINTENANCE AND CARE

To maintain the quality and longevity of your Colby Mini Crib, follow these care instructions:

- **Cleaning:** Wipe the crib surfaces with a dry cloth. Avoid using abrasive cleaners or strong chemicals, as these can damage the finish.
- **Waterproof Pad:** The included 1-inch waterproof pad can be wiped clean with a damp cloth and mild soap. Ensure it is completely dry before placing it back in the crib.
- **Hardware Check:** Periodically inspect all screws, bolts, and fasteners to ensure they are tight. Retighten if necessary to maintain structural integrity and safety.
- **Storage:** If storing the crib for an extended period, disassemble it according to the instructions and store all parts in a dry, temperate environment to prevent warping or damage.

TROUBLESHOOTING

This section addresses common issues you might encounter with your Colby Mini Crib. For issues not listed here, please contact customer support.

Common Issues:

- **Crib feels wobbly after assembly:** Ensure all bolts and screws are fully tightened. Refer to the assembly manual to confirm all parts are correctly installed.
- **Trundle drawer does not slide smoothly:** Check for any obstructions in the drawer tracks. Ensure the drawer is properly aligned on its runners. Clean any dust or debris from the tracks.
- **Difficulty adjusting mattress height:** Ensure the mattress support is free of any obstructions and that the adjustment mechanism is clear. Follow the specific steps in the assembly manual for mattress height adjustment.

Always prioritize safety. If you are unsure about any assembly or operational step, consult the full instruction manual or contact DaVinci customer support.

SPECIFICATIONS

Feature	Detail
Model Number	F11981GW
Color	Gray and White
Material	Wood (New Zealand Pine)
Product Dimensions (L x W x H)	40.6"L x 25.6"W x 34.6"H
Item Weight	54 Pounds
Maximum Weight Recommendation	50 Pounds
Convertibility	4-in-1 (Mini Crib, Mini Toddler Bed, Daybed, Twin-size Bed)
Certifications	GREENGUARD Gold Certified
Included Components	Carter's Colby 4-in-1 Convertible Mini Crib with Trundle in Gray and White, 1" waterproof pad
Assembly Required	Yes

WARRANTY AND SUPPORT

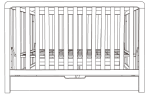
For warranty information and customer support, please refer to the documentation included with your product or visit the official DaVinci website. DaVinci products are designed for durability and safety, and customer satisfaction is a priority.

Returns: This product is eligible for 90-day free returns, refund/replacement through Amazon.

Safety Warning: Always check the instructions manual for important safety information before assembly and use.

For additional assistance, you may contact DaVinci customer support directly or refer to the product page on Amazon for frequently asked questions and community forums.

Related Documents - F11981GW

<p>Item# 11901 carter's by DaVinci Colby 4-in-1 Convertible Crib with Trundle Drawer Assembly Instructions Crib convertible 4 en 1 Colby avec tiroir de rangement Instructions de montage</p> 	<p>Colby 4-in-1 Convertible Crib with Trundle Drawer - Assembly Instructions</p> <p>Comprehensive assembly instructions for the Colby 4-in-1 Convertible Crib with Trundle Drawer by Carter's by DaVinci. Includes detailed parts and hardware lists, step-by-step assembly guides, crucial safety warnings, warranty information, and care instructions.</p>
<p>Item# 11901 carter's by DaVinci Colby 4-in-1 Convertible Crib with Trundle Drawer Assembly Instructions Crib convertible 4 en 1 Colby avec tiroir de rangement Instructions de montage</p> 	<p>Carter's by DaVinci Colby 4-in-1 Convertible Crib with Trundle Drawer Assembly Instructions</p> <p>Detailed assembly instructions for the Carter's by DaVinci Colby 4-in-1 Convertible Crib with Trundle Drawer. Includes a comprehensive parts list, hardware guide, step-by-step assembly procedures, safety warnings, care instructions, and warranty information.</p>
<p>Item# 11901 carter's by DaVinci Colby 4-in-1 Convertible Crib with Trundle Drawer Assembly Instructions Crib convertible 4 en 1 avec tiroir de rangement Colby Manuel d'assemblage</p> 	<p>Colby 4-in-1 Convertible Crib with Trundle Drawer Assembly Instructions</p> <p>Comprehensive assembly instructions for the Carter's by DaVinci Colby 4-in-1 Convertible Crib with Trundle Drawer. Includes parts list, hardware, step-by-step assembly guide, safety warnings, and care instructions.</p>
<p>Item# 7291 DaVinci Jenny Lind 3-in-1 Convertible crib Crib convertible 3 en 1 Jenny Lind</p> 	<p>DaVinci Jenny Lind 3-in-1 Convertible Crib Assembly Instructions</p> <p>Detailed assembly instructions and safety warnings for the DaVinci Jenny Lind 3-in-1 Convertible Crib. Includes parts list, hardware guide, care instructions, and warranty information.</p>
<p>Item# 11901 carter's by DaVinci Colby 4-in-1 Low-Profile Convertible crib Crib convertible 4 en 1 à profil bas Colby Manuel d'assemblage</p> 	<p>Carter's by DaVinci Colby 4-in-1 Low-Profile Convertible Crib Assembly Instructions</p> <p>Comprehensive assembly instructions and safety guidelines for the Carter's by DaVinci Colby 4-in-1 Low-Profile Convertible Crib (Item# 11901). Includes parts list, hardware details, step-by-step assembly, warranty information, and safety warnings.</p>



Autumn



Read all instructions before assembly and use of product.
KEEP INSTRUCTIONS FOR FUTURE USE.
DO NOT USE PRODUCT IF YOU DO NOT READ INSTRUCTIONS.
CONSUMER IS RESPONSIBLE FOR PROPER USE OF PRODUCT.
DAVINCI IS NOT RESPONSIBLE FOR CONSUMER'S USE OF PRODUCT.

[DaVinci Autumn Mini Crib Assembly Instructions and Safety Guide](#)

Comprehensive assembly instructions, safety warnings, and care guide for the DaVinci Autumn 4-in-1 Convertible Mini Crib (Model M4381). Learn how to safely build and maintain your baby's crib.