

XIAOMI XM800009

Mi Dual Mode Wireless Mouse Silent Edition User Manual

Model: XM800009

INTRODUCTION

Thank you for choosing the Mi Dual Mode Wireless Mouse Silent Edition. This manual provides essential information for setting up, operating, and maintaining your new wireless mouse. Please read it thoroughly before use to ensure optimal performance and longevity of the product.

PRODUCT FEATURES

- **Dual Mode Connectivity:** Seamlessly switch between 2.4GHz wireless (via USB receiver) and Bluetooth connectivity.
- **Silent Clicks:** Designed for quiet operation, reducing click noise for a more peaceful working environment.
- **Ergonomic Design:** Comfortable grip for extended use.
- **Adjustable DPI:** Customize cursor sensitivity to suit your needs.
- **Long Battery Life:** Efficient power consumption for prolonged use.

PACKAGE CONTENTS

- Mi Dual Mode Wireless Mouse Silent Edition
- USB Receiver (stored inside the mouse)
- User Manual
- AA Battery (may or may not be included depending on region)

SETUP GUIDE

1. Battery Installation

The mouse requires one AA battery. To install:

1. Gently lift the top cover of the mouse from the rear to reveal the battery compartment.
2. Insert one AA battery, ensuring the positive (+) and negative (-) terminals align correctly with the markings inside the compartment.
3. Locate the USB receiver inside the battery compartment. Remove it for 2.4GHz wireless connection.
4. Replace the top cover, ensuring it clicks securely into place.



Figure 1: Bottom view of the mouse showing the battery compartment and USB receiver.



Figure 2: The Mi Dual Mode Wireless Mouse Silent Edition.

2. Connecting the Mouse

The mouse supports two connection modes: 2.4GHz Wireless and Bluetooth.

2.1. 2.4GHz Wireless Connection (USB Receiver)

1. Plug the USB receiver into an available USB port on your computer.
2. Turn on the mouse using the power switch located on the bottom.
3. The mouse should automatically connect to your computer. If not, press the mode switch button on top of the mouse until the indicator light turns green, indicating 2.4GHz mode.

2.2. Bluetooth Connection

1. Turn on the mouse using the power switch on the bottom.
2. Press the mode switch button on top of the mouse until the indicator light turns blue, indicating Bluetooth mode.
3. On your computer, navigate to Bluetooth settings.
4. Search for new devices and select "Mi Mouse" or similar from the list.
5. Follow any on-screen prompts to complete the pairing process.

OPERATING INSTRUCTIONS

Mode Switching

The small button located above the scroll wheel allows you to switch between 2.4GHz wireless mode and Bluetooth mode. The indicator light will change color to confirm the active mode:

- **Green Light:** 2.4GHz Wireless Mode
- **Blue Light:** Bluetooth Mode



Figure 3: Top view of the mouse showing the mode switch button.

Basic Functions

- **Left Click:** Primary action, selection.
- **Right Click:** Context menu.
- **Scroll Wheel:** Scroll up/down. Pressing the wheel often acts as a middle click.
- **Side Buttons:** (If present) Typically for forward/backward navigation in web browsers.



Figure 4: Side view of the mouse with side buttons.



Figure 5: Mouse in use, demonstrating ergonomic design.

MAINTENANCE

- **Cleaning:** Use a soft, dry cloth to clean the mouse. For stubborn dirt, a slightly damp cloth can be used, but ensure no moisture enters the internal components.
- **Battery Replacement:** Replace the AA battery when the mouse performance degrades or the indicator light signals low battery (if applicable).
- **Storage:** When not in use for extended periods, turn off the mouse to conserve battery life. Store the USB receiver inside the mouse to prevent loss.

TROUBLESHOOTING

Problem	Possible Solution
---------	-------------------

Problem	Possible Solution
Mouse not responding	<ol style="list-style-type: none">1. Ensure the mouse is turned on.2. Check battery level and replace if necessary.3. For 2.4GHz mode, ensure the USB receiver is securely plugged in.4. For Bluetooth mode, ensure Bluetooth is enabled on your computer and the mouse is paired. Try re-pairing.5. Switch modes using the mode button to see if the other mode works.
Cursor erratic or not moving smoothly	<ol style="list-style-type: none">1. Clean the optical sensor on the bottom of the mouse.2. Use the mouse on a clean, non-reflective surface.3. Check for interference from other wireless devices.
Difficulty switching modes	<ol style="list-style-type: none">1. Ensure the mode switch button is pressed firmly.2. Observe the indicator light color to confirm mode change.







SPECIFICATIONS

Feature	Detail
Product Dimensions	4.41 x 2.47 x 1.45 inches
Item Weight	2.47 ounces
Model Number	XM800009
Batteries Required	1 Lithium Polymer battery (AA size)
Connectivity Technology	Wireless (2.4GHz USB, Bluetooth)
Special Features	Soundless, Wireless
Movement Detection	Optical or Laser
Color	White

WARRANTY AND SUPPORT

This product comes with a standard manufacturer's warranty. For detailed warranty information, please refer to the warranty card included in your package or visit the official Xiaomi website. For technical support or service inquiries, please contact Xiaomi customer service. Please retain your proof of purchase for warranty claims.

© 2024 Xiaomi. All rights reserved.

	<p>Manual do Usuário Mi Dual Mode Mouse Silent Edition</p> <p>Guia completo do usuário para o Xiaomi Mi Dual Mode Mouse Silent Edition (WXSMSBMW02), cobrindo precauções, como usar, especificações técnicas, descarte ecológico e canais de atendimento.</p>
	<p>Mi Dual Mode Mouse Silent Edition User Manual</p> <p>Comprehensive user manual for the Mi Dual Mode Mouse Silent Edition, covering setup, specifications, warranty, and support. Learn how to connect via RF 2.4GHz and Bluetooth.</p>
	<p>Xiaomi Mi Dual Mode Wireless Mouse Silent Edition User Manual - Setup & Features</p> <p>Comprehensive user manual for the Xiaomi Mi Dual Mode Wireless Mouse Silent Edition. Learn how to set up USB receiver mode, Bluetooth pairing, switch modes, and understand specifications and precautions.</p>
	<p>Mi Dual Mode Wireless Mouse Silent Edition User Manual - Setup, Features, and Specifications</p> <p>Comprehensive user manual for the Mi Dual Mode Wireless Mouse Silent Edition. Learn how to set up USB receiver and Bluetooth modes, switch between devices, understand battery notifications, and view technical specifications.</p>
	<p>Mi Dual Mode Wireless Mouse Silent Edition - Manual de Usuario</p> <p>Manual de usuario para el ratón inalámbrico Mi Dual Mode Wireless Mouse Silent Edition de Xiaomi. Incluye instrucciones de configuración para modo receptor USB y Bluetooth, cambio de modo, notificaciones de batería baja, precauciones de seguridad, especificaciones técnicas y directrices de reciclaje.</p>
	<p>Руководство пользователя: Беспроводная бесшумная мышь Mi с двойным подключением WXSMSBMW02</p> <p>Полное руководство пользователя для беспроводной бесшумной мыши Mi с двойным подключением (модель WXSMSBMW02) от Xiaomi. Содержит инструкции по настройке USB-приемника, сопряжению по Bluetooth, переключению режимов, информацию о низком заряде батареи, меры безопасности и технические характеристики.</p>

