

Yaheetech YT-0009654401

Yaheetech Ergonomic Mesh Office Chair Instruction Manual

Model: YT-0009654401

Brand: Yaheetech

INTRODUCTION

Thank you for choosing the Yaheetech Ergonomic Mesh Office Chair. This manual provides detailed instructions for the assembly, operation, and maintenance of your new chair. Designed for comfort and support, this chair features a curved backrest with lumbar support, user-friendly armrests, and a robust construction for long-lasting use. Please read this manual thoroughly before assembly and use to ensure proper function and safety.



Image: Yaheetech Ergonomic Mesh Office Chair in Purple, showcasing its design and color.

KEY FEATURES

- **Ergonomic Backrest Design:** Curved backrest aligns with the human body curve and supports your spine's natural curve. The lumbar support system provides consistent support to your lower back.
- **User-friendly Armrests:** Ergonomic armrests provide all-time support for your arms, reducing fatigue during long work sessions.
- **Robust Chair Construction:** Constructed from hard-wearing polyester mesh, nylon star base, solid rolling casters, and a steel gas cylinder. It has passed BIFMA X5.1 Test and supports users up to 300 lbs.
- **Larger Seat for Optimal Comfort:** Upgraded seat size measuring 51.5cm/20.3" (width) by 45cm/17.7" (depth), and 8cm/3" thick, offering a softer and larger sitting area.
- **Reclining Office Chair:** Easily tilt and lean backward or lock in place using the lever. A tilt tension control knob under the seat adjusts the recline angle.


Breathable Mesh Comfort and Support

Fixed lumbar support brings consistent support to your lumbar region.



Lumbar Support

Provides robust support and promotes proper posture.



Breathable Mesh Fabric

Elastic, breathable, and long-lasting.



Image: Detailed view of the breathable mesh backrest and integrated lumbar support for enhanced comfort.

PRODUCT DETAILS



Image: Visual breakdown of the chair's components and their functions, highlighting quality materials.

SETUP & ASSEMBLY

For detailed step-by-step assembly instructions, please refer to the official Installation Manual (PDF) provided with your product. A digital version may be available via the product's Amazon page under the 'Documents' section.

Below is an assembly video provided by the manufacturer to guide you through the process:

Your browser does not support the video tag.

Video: Official Yaheetech Office Chair assembly guide. This video demonstrates the step-by-step process of putting together the chair components, including attaching the base, gas lift, backrest, and armrests.

Key Assembly Tips:

- Ensure all components are present before starting assembly. Refer to the parts list in the manual.
- When attaching the wheels to the base, ensure the wheel shaft is perfectly straight when inserting into the base.

Applying firm, consistent pressure or using a rubber mallet (gently) can help.

- Do not fully tighten screws until all components are loosely assembled, then tighten them securely. This allows for proper alignment.

Weight Capacity: 300 lb



Image: Front and side dimensions of the chair, useful for planning space and understanding scale.

OPERATING INSTRUCTIONS

Your Yaheetech office chair is designed with several adjustable features to maximize your comfort and ergonomic support.

Adjusting Seat Height:

Locate the lever on the right side under the seat. To raise the seat, lift the lever while taking your weight off the chair. To lower the seat, lift the lever while remaining seated.

Recline and Tilt Tension:

To recline the chair, pull the lever outwards. The chair will now allow you to lean back. To lock the chair in an upright position, push the lever inwards. The tilt tension knob, located under the seat, can be rotated to adjust the resistance of the recline function. Turn clockwise for more resistance, counter-clockwise for less.

360-Degree Swivel:

The chair is equipped with a 360-degree swivel function, allowing for easy rotation and maneuverability without needing to

move the entire chair.

Your browser does not support the video tag.

Video: This video demonstrates the key features of the Yaheetech Purple Office Chair, including its breathable mesh backrest, high-density foam seat, comfortable armrests, reclining function, height adjustment, and great maneuverability.

Rocking Motion

By simply pushing the lever or pulling it out, this mesh office chair can be tilted and leaned backward for relaxation during breaks.



360° Swivel



10 cm / 4"
Adjustable Seat Height

Image: Visual guide to the chair's adjustable functions, including rocking, swivel, and height adjustment.

MAINTENANCE

To ensure the longevity and optimal performance of your Yaheetech office chair, follow these simple maintenance guidelines:

- **Cleaning:** Wipe clean with a damp cloth. Avoid harsh chemicals or abrasive cleaners that could damage the mesh or fabric.
- **Regular Inspection:** Periodically check all screws and bolts to ensure they are tight. Re-tighten if necessary to maintain stability and safety.

- **Caster Care:** Keep the rolling casters free of hair, dust, and debris to ensure smooth movement.

TROUBLESHOOTING

If you encounter any issues with your Yaheetech office chair, please refer to the following common solutions. If the problem persists, contact customer support.

Common Issues & Solutions:

- **Difficulty Assembling Wheels:** Ensure the wheel shaft is perfectly straight when inserting into the base. Applying firm, consistent pressure or using a rubber mallet (gently) can help.
- **Chair Wobbles:** Check that all screws and bolts are securely tightened. Ensure the chair is on a flat, even surface.
- **Gas Lift Not Functioning:** Ensure the height adjustment lever is fully engaged or disengaged as required. If the issue continues, the gas lift may need replacement.

SPECIFICATIONS

Attribute	Detail
Brand	Yaheetech
Model Name	Office Chair
Item Model Number	YT-0009654401
Color	Purple
Product Dimensions	24"D x 23.6"W x 38.2"H
Item Weight	18.8 pounds
Maximum Weight Recommendation	300 Pounds
Material	Foam (Fill Material)
Back Style	Solid Back
Special Features	Adjustable Height, Arm Rest, Ergonomic, Rolling
Product Care Instructions	Wipe Clean
Included Components	1 x Office Chair, 1 x Instructions
Country of Origin	Vietnam

WARRANTY & SUPPORT

For any product inquiries, technical support, or warranty claims, please contact Yaheetech customer service. Refer to your purchase documentation for specific contact details or visit the official Yaheetech website.

Optional Protection Plans:




Extended protection plans are available for purchase to cover your product beyond the standard warranty. These plans offer additional peace of mind:

- **2-Year Protection Plan:** Available for \$9.99
- **3-Year Protection Plan:** Available for \$12.99
- **Complete Protect:** Monthly plan for \$16.99/month, covering all eligible past and future purchases.

Please note that terms and conditions apply to all protection plans. Review the plan details before purchase.

© 2025 Yaheetech. All rights reserved.

Related Documents - YT-0009654401

<p>Yaheetech</p> <p>592328</p>  <p>1. Please read the instructions manual carefully before proceeding to install. 2. Please read the safety instructions and warnings carefully before proceeding to install. 3. Please read the warranty information and return policy before proceeding to install. 4. Please read the maintenance and cleaning instructions before proceeding to install. 5. Please read the assembly and disassembly instructions before proceeding to install. 6. Please read the troubleshooting guide before proceeding to install. 7. Please read the contact information before proceeding to install.</p> <p>100</p>	<p>Yaheetech 592328 Ergonomic Office Chair Assembly and Maintenance Guide</p> <p>Comprehensive assembly instructions, maintenance tips, and user guide for the Yaheetech 592328 ergonomic office chair. Learn how to assemble, care for, and adjust your chair for optimal comfort and longevity.</p>
<p>Yaheetech</p> <p>614812/614813</p>  <p>1. Please read the instructions manual carefully before proceeding to install. 2. Please read the safety instructions and warnings carefully before proceeding to install. 3. Please read the warranty information and return policy before proceeding to install. 4. Please read the maintenance and cleaning instructions before proceeding to install. 5. Please read the assembly and disassembly instructions before proceeding to install. 6. Please read the troubleshooting guide before proceeding to install. 7. Please read the contact information before proceeding to install.</p> <p>100</p>	<p>Yaheetech Ergonomic Gaming Chair Installation Guide</p> <p>Step-by-step instructions and parts list for assembling your Yaheetech ergonomic gaming chair, featuring massage lumbar support and adjustable footrest. Ensure proper setup for optimal comfort and performance.</p>
<p>Yaheetech</p> <p>592506(Black)</p>  <p>1. Please read the instructions manual carefully before proceeding to install. 2. Please read the safety instructions and warnings carefully before proceeding to install. 3. Please read the warranty information and return policy before proceeding to install. 4. Please read the maintenance and cleaning instructions before proceeding to install. 5. Please read the assembly and disassembly instructions before proceeding to install. 6. Please read the troubleshooting guide before proceeding to install. 7. Please read the contact information before proceeding to install.</p> <p>100</p>	<p>Yaheetech 592506 Black Office Chair Assembly Instructions</p> <p>Comprehensive guide for assembling the Yaheetech 592506 Black ergonomic office chair, including parts identification, step-by-step instructions, and maintenance tips.</p>

