

Bentgo BGOBL2-M

Bentgo Bowl BGOBL2-M Insulated Leak-Resistant Food Container User Manual

Brand: Bentgo | Model: BGOBL2-M

1. PRODUCT OVERVIEW


The Bentgo Bowl is an insulated, leak-resistant food container designed for transporting hot or cold meals. It features a main bowl with a 21.2 oz (2.6 cups) capacity, a versatile top compartment for snacks, and includes collapsible utensils. Constructed from BPA-free materials, it is engineered for convenience and durability, making it ideal for on-the-go use.



Image 1.1: The Bentgo Bowl with a meal and its components.

2. COMPONENTS

- **Vacuum-Insulated Bowl:** The main container for your meal.
- **Leak-Resistant Inner Lid:** Provides an airtight seal for the main bowl.
- **Versatile Snack Compartment:** Holds dry snacks or the collapsible utensils.
- **Top Lid:** Secures the snack compartment and utensils.
- **Retractable Spoon & Fork Set:** Conveniently stored in the snack compartment.



Easy to Clean & Dishwasher Safe

Image 2.1: Exploded view showing all components of the Bentgo Bowl.

3. SETUP

1. **Initial Cleaning:** Before first use, wash all components with warm, soapy water. Rinse thoroughly and allow to air dry.
2. **Pre-heating for Hot Foods:** For optimal heat retention, fill the main insulated bowl with hot water for 5-10 minutes before adding your hot meal. Empty the hot water before adding food.
3. **Pre-chilling for Cold Foods:** For optimal cold retention, fill the main insulated bowl with cold water or ice for 5-10 minutes before adding your cold meal. Empty the cold water/ice before adding food.
4. **Utensil Placement:** Place the retractable spoon and fork set into the designated slot within the versatile snack compartment.

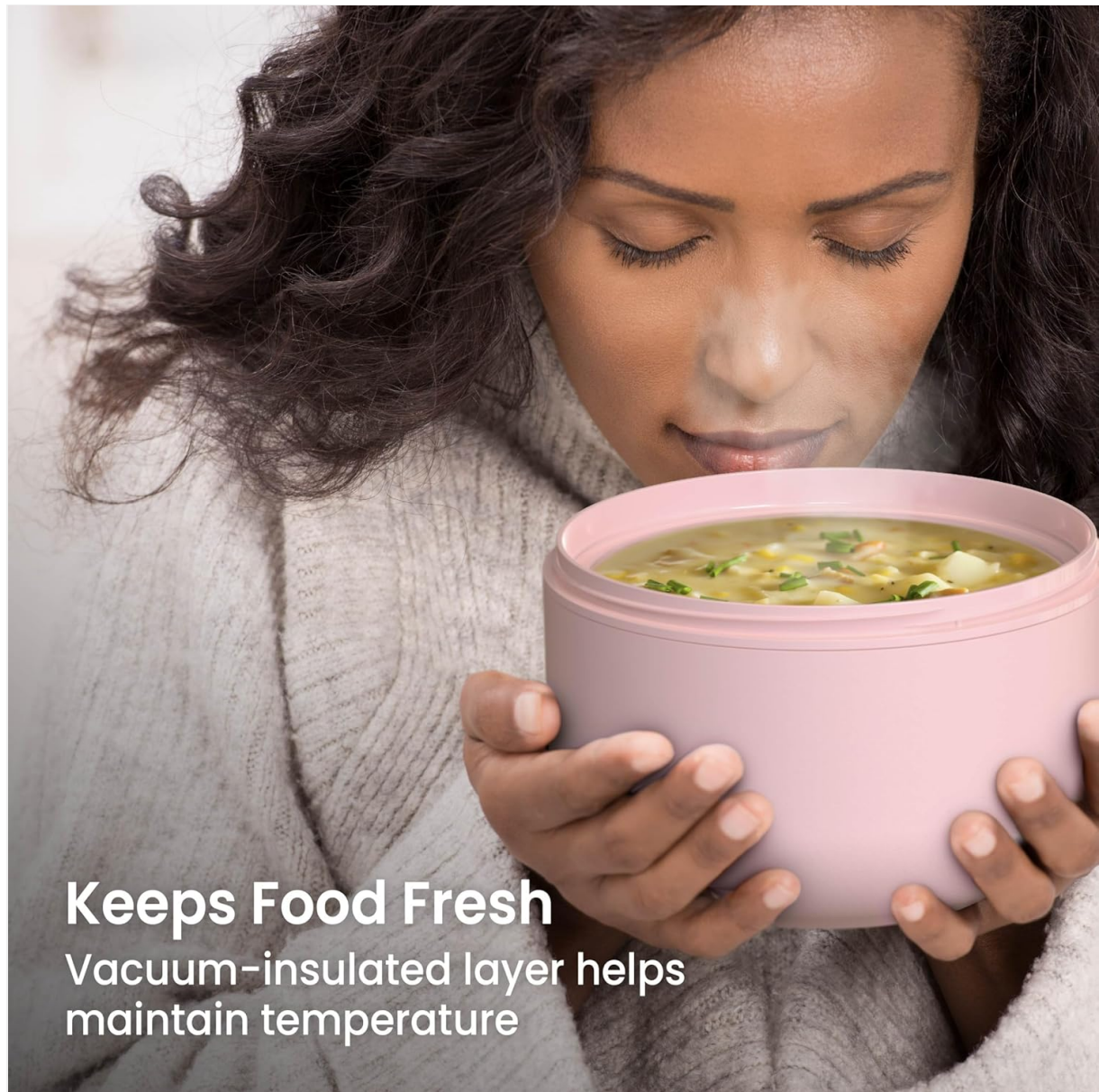
4. OPERATING INSTRUCTIONS

4.1 Packing Your Meal

- **Main Bowl:** After pre-heating or pre-chilling, place your soup, pasta, cereal, or other main meal into the vacuum-insulated bowl.
- **Inner Lid:** Securely twist the leak-resistant inner lid onto the main bowl to create an airtight seal. Ensure it is

tightly closed to prevent leaks and maintain temperature.

- **Snack Compartment:** Place dry snacks (e.g., crackers, nuts, fruit) into the versatile top compartment. This compartment is not leak-proof and should only be used for dry items.
- **Outer Lid:** Place the top lid over the snack compartment and secure it.



Keeps Food Fresh
Vacuum-insulated layer helps
maintain temperature

Image 4.1: The Bentgo Bowl's vacuum-insulated layer helps maintain food temperature.

Enjoy Hot or Cold Meals

From soups to salads, meals stay ready for up to 4 hours



Image 4.2: Enjoy hot or cold meals, as the bowl maintains temperature for up to 4 hours.



Image 4.3: The secure inner seal ensures the bowl is leak-proof.



Image 4.4: The versatile snack compartment holds dry foods or utensils.

4.2 Important Usage Notes

- The snack compartment is designed for dry foods only and is not leak-proof.
- Do not microwave the Bentgo Bowl. The insulated stainless steel is not microwave safe.
- For best results, ensure all lids are securely fastened before transport.

4.3 Product Videos

Your browser does not support the video tag.

Video 4.5: This video demonstrates the leak-proof features of Bentgo Chill lunch boxes, showcasing their secure design for transporting meals.

Your browser does not support the video tag.

Video 4.6: This video provides a review of the Bentgo Thermal Bowl, highlighting its thermal insulation capabilities for keeping food at desired temperatures.

Your browser does not support the video tag.

Video 4.7: This video demonstrates the Bentgo Bowl's effectiveness in keeping food hot or cold, showcasing its insulation properties for various meals.

5. MAINTENANCE

5.1 Cleaning Instructions

All components of the Bentgo Bowl are designed for easy cleaning. The main bowl and inner lid should be hand washed to preserve their insulating properties and seals. The snack compartment and collapsible utensils are dishwasher safe (top rack recommended).

- **Hand Wash (Main Bowl & Inner Lid):** Wash with warm, soapy water. Use a soft sponge or cloth. Rinse thoroughly and air dry completely before reassembling or storing.
- **Dishwasher Safe (Snack Compartment & Utensils):** Place on the top rack of your dishwasher. Ensure no components are exposed to high heat settings that could cause warping.

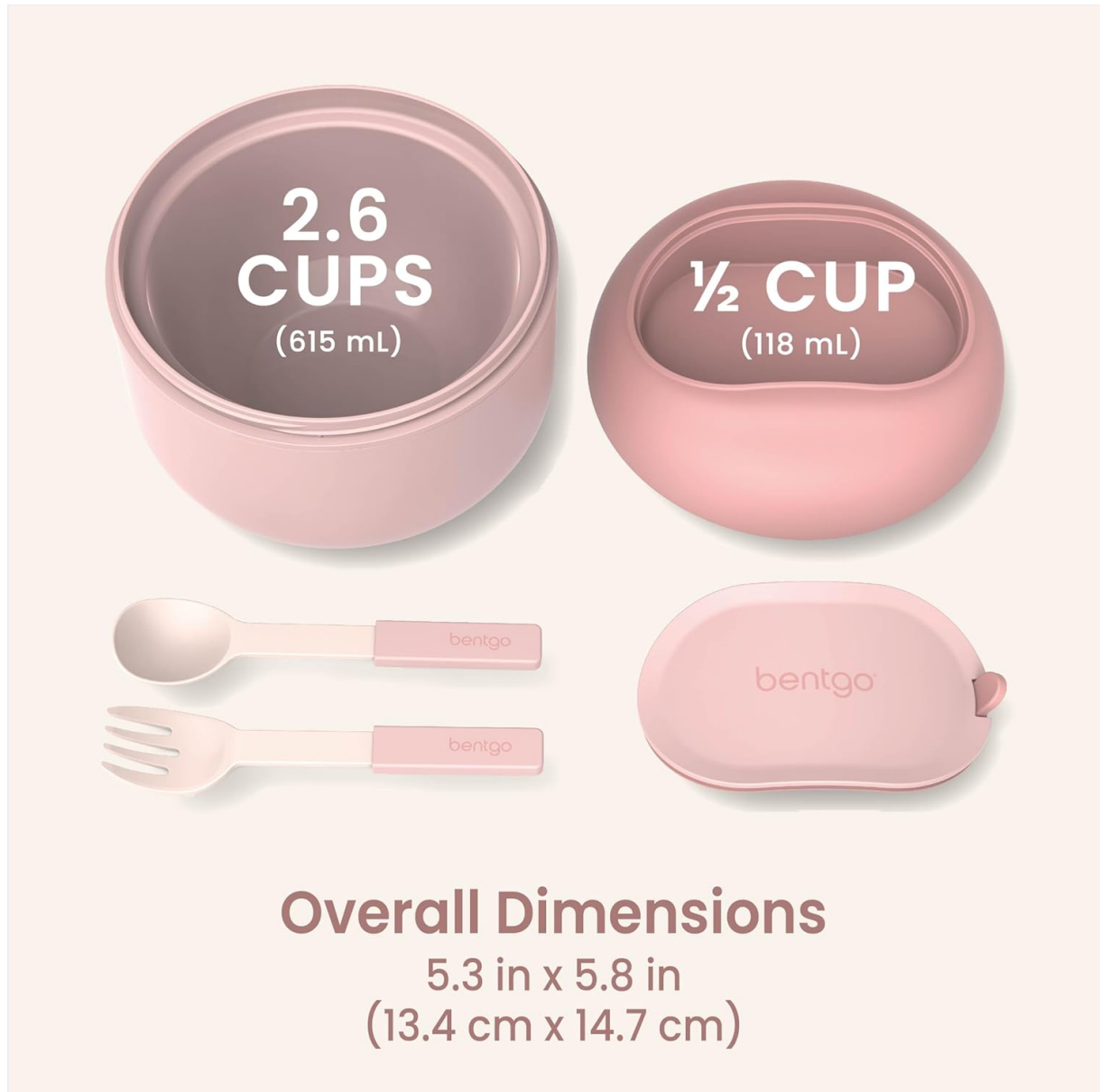


Image 5.1: All components are easy to clean, with some parts being dishwasher safe.

6. TROUBLESHOOTING

- **Food Not Staying Hot/Cold:** Ensure the main bowl was properly pre-heated or pre-chilled before adding food. Verify that the inner lid is securely twisted on to create an airtight seal.
- **Leaking:** Check that the leak-resistant inner lid is fully and correctly sealed onto the main bowl. The outer snack compartment is not leak-proof; ensure only dry items are placed there.
- **Difficulty Opening/Closing Lid:** If the lid is too tight, ensure no food debris is caught in the threads. If it's too loose, check for any damage to the rubber seal or threads.

- **Not Microwave Safe:** The Bentgo Bowl contains insulated stainless steel components and is not safe for microwave use. Always transfer food to a microwave-safe container if heating is required.

7. SPECIFICATIONS

Feature	Detail
Model Number	BGOBL2-M
Color	Blush
Material	Acrylonitrile Butadiene Styrene (ABS), Polypropylene (PP), Stainless Steel
Main Bowl Capacity	21.2 oz (2.6 cups / 627 ml)
Snack Compartment Capacity	0.5 cup (127 ml)
Overall Dimensions	5.8" L x 5.8" W x 5.3" H (14.7 cm L x 14.7 cm W x 13.4 cm H)
Item Weight	12.7 ounces (0.79 lbs)
Special Features	Leak Resistant, Vacuum-Insulated, BPA-Free, PVC-Free, Vinyl-Free, 2 Compartments, Collapsible Utensils
Product Care	Hand Wash Only (Main Bowl & Inner Lid), Dishwasher Safe (Snack Compartment & Utensils)

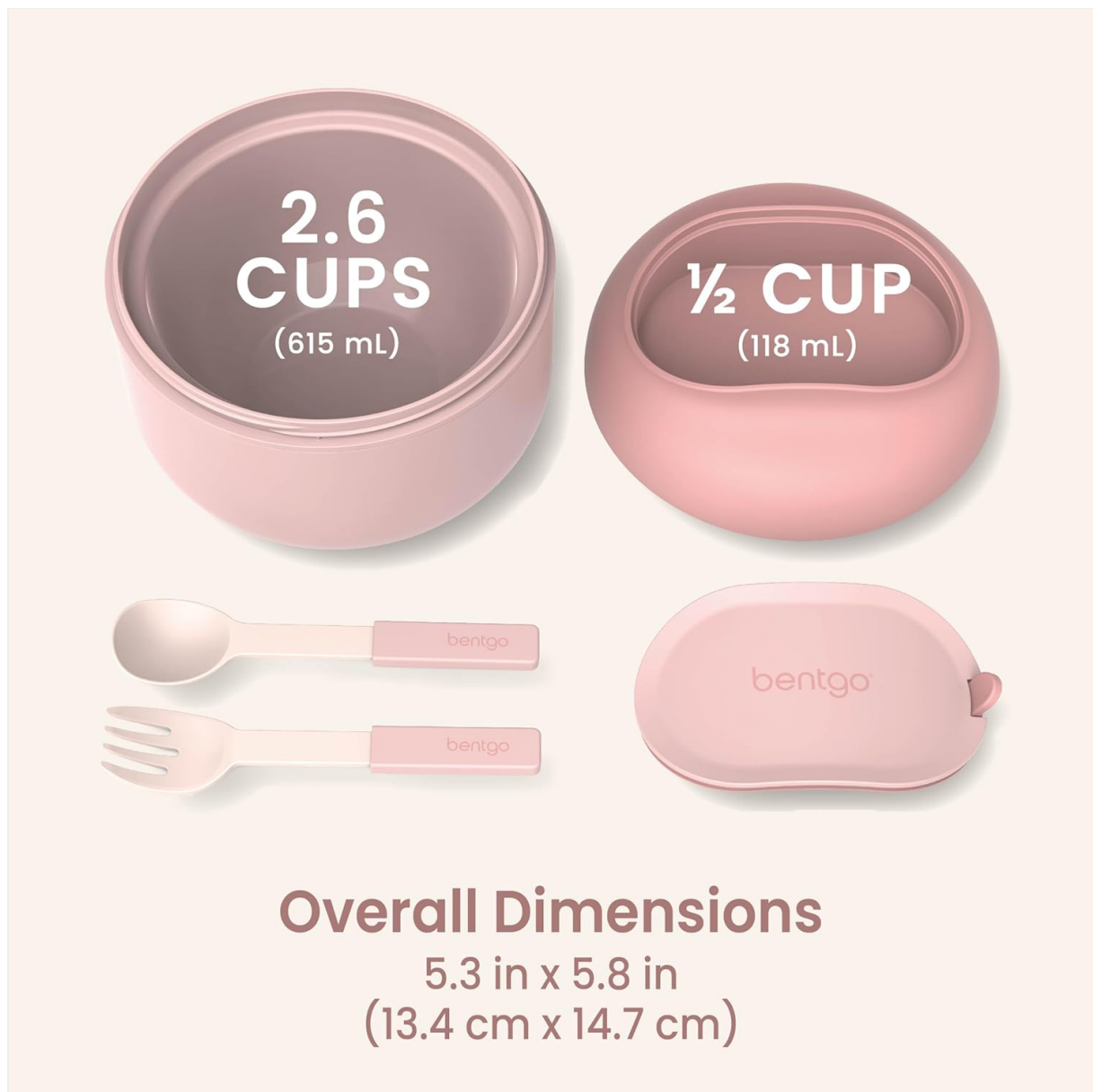


Image 7.1: Detailed capacities and dimensions of the Bentgo Bowl.

8. WARRANTY & SUPPORT

The Bentgo Bowl comes with a **2-Year Warranty** for added peace of mind. For any questions, concerns, or warranty claims, please contact Bentgo customer support through their official website or the retailer where the product was purchased.