

LEDVANCE 40668

Sylvania Natural A19 E26 LED Bulb User Manual

Model: 40668 | Brand: Sylvania (Manufactured by LEDVANCE)

1. INTRODUCTION

This manual provides essential information for the safe and effective use of your Sylvania Natural A19 E26 LED Bulb, Model 40668. This LED bulb is designed to provide a soft white light with enhanced color experience, closely mimicking natural sunlight. It is a dimmable, frosted bulb with an E26 (medium) base, equivalent to a 40-watt incandescent bulb while using only 5.5 watts of power.



Image 1.1: Sylvania Natural A19 E26 LED Bulb. This image displays the frosted A19 shape of the LED bulb with its standard E26 screw-in base.

Key features include:

- **Enhanced Color Experience:** Designed to make colors, whites, and skin tones appear more natural due to high Color Rendering Index (CRI).
- **Reduced Blue Light:** TruWave technology delivers eye-soothing light and may assist in easier sleep when the light is off.
- **Dimmable:** Offers superior dimmability from 100% down to 10%.
- **Energy Efficient:** Replaces 40W incandescent bulbs using only 5.5W, with an estimated energy cost of \$0.66 per year.
- **Long Lifespan:** Rated for 15,000 hours, lasting over 13 years based on 3 hours of daily use.

2. SAFETY INFORMATION

Please read and understand all safety instructions before installing or using this product. Failure to follow these instructions may result in electric shock, fire, or other hazards.

- **Risk of Electric Shock:** Always turn off power to the fixture before installing, removing, or inspecting the bulb.
- **Indoor/Outdoor Use:** This bulb is suitable for both indoor and outdoor use. When used outdoors, it must be installed in a UL-approved outdoor fixture to ensure protection from elements.
- **Operating Temperature:** Do not use in enclosed fixtures that restrict airflow, as this may shorten bulb life.
- **Dimmer Compatibility:** While dimmable, this lamp may not be compatible with all dimmers. Refer to www.sylvania.com/ledretrofit for more information on dimmer compatibility.
- **Disposal:** Dispose of the bulb according to local regulations. This product is RoHS compliant.
- **UL Listed:** This product is UL listed, ensuring it meets specific safety standards.

3. SETUP AND INSTALLATION

Installation of the Sylvania Natural A19 E26 LED Bulb is straightforward and similar to installing a standard incandescent bulb.

1. **Turn Off Power:** Before beginning installation, ensure the power to the light fixture is turned off at the circuit breaker or wall switch.
2. **Remove Old Bulb (if applicable):** Carefully unscrew the existing bulb from the fixture. Allow it to cool if it has been recently in use.
3. **Install New LED Bulb:** Screw the Sylvania Natural A19 E26 LED Bulb into the E26 (medium) base socket of your fixture. Turn clockwise until it is finger-tight. Do not overtighten.
4. **Restore Power:** Turn the power back on at the circuit breaker or wall switch.
5. **Test:** Turn on the light switch to confirm the bulb is functioning correctly.

4. OPERATING INSTRUCTIONS

Your Sylvania Natural A19 E26 LED Bulb is designed for simple operation.

- **Standard Operation:** Once installed, the bulb operates like any standard light bulb. Use your wall switch to turn it on or off.
- **Dimmability:** This bulb is dimmable from 100% to 10%. For optimal performance, ensure your dimmer switch is compatible with LED lighting. Incompatible dimmers may cause flickering or

reduced performance.

- **Indoor/Outdoor Use:** The bulb is rated for both indoor and outdoor environments. For outdoor applications, always install it within a UL-approved outdoor fixture to protect it from direct exposure to weather.

5. MAINTENANCE

LED bulbs require minimal maintenance. Follow these guidelines to ensure longevity and optimal performance:

- **Cleaning:** Before cleaning, always turn off the power to the fixture and allow the bulb to cool. Wipe the bulb with a soft, dry cloth. Do not use liquid cleaners or abrasive materials.
- **Inspection:** Periodically check the bulb and fixture for any signs of damage or loose connections.
- **Replacement:** Replace the bulb if it becomes damaged or stops functioning.

6. TROUBLESHOOTING

If you encounter issues with your Sylvania Natural A19 E26 LED Bulb, consider the following:

- **Bulb Not Lighting Up:**
 - Ensure the power switch and circuit breaker are on.
 - Verify the bulb is screwed in securely into the socket.
 - Test the bulb in another working fixture to rule out a fixture issue.
- **Flickering or Inconsistent Dimming:**
 - This often indicates dimmer incompatibility. Check if your dimmer is designed for LED lighting. For more information, visit www.sylvania.com/ledretrofit.
 - Ensure the bulb is not used in an enclosed fixture that causes overheating.
- **Reduced Brightness:**
 - If using a dimmer, ensure it is set to the desired brightness level.
 - Over time, all LEDs experience some lumen depreciation, but significant reduction early on may indicate an issue.

7. SPECIFICATIONS

Model Number	40668
Brand	Sylvania (Manufactured by LEDVANCE)
Light Type	LED
Bulb Shape Size	A19
Bulb Base	E26 (Medium)
Light Color	Soft White

Wattage (Actual)	5.5 Watts
Wattage (Equivalent)	40 Watts
Brightness	450 Lumens
Dimmability	Yes (100%-10%)
Lifespan	15,000 Hours (approx. 13+ years based on 3 hrs/day)
Estimated Energy Cost	\$0.66 per year
Indoor/Outdoor Usage	Indoor, Outdoor (in UL-approved fixture)
Material	Copper (internal components)
Product Dimensions	Approximately 7.69"W x 10"H (packaging dimensions: 8 x 5 x 10 inches)
UPC	046135406683
Certifications	Energy Star, RoHS Compliant, UL Listed

8. WARRANTY AND SUPPORT

5 Year Limited Warranty


LEDVANCE warrants this product to be free from defects in materials and workmanship from the date of purchase for a specified warranty period when used as directed. Failure to comply with product warnings and instructions shall void this warranty. This warranty does not cover products subject to accident, neglect, abuse, misuse, or acts of God.

If the product fails to operate according to the warranty, return the product to the place of purchase with proof of purchase date. LEDVANCE will replace it with the same or a similar product free of charge. This is the exclusive remedy available. Liability for incidental or consequential damages is expressly excluded. Some states and jurisdictions do not allow the exclusion or limitation of incidental or consequential damages, so the above limitation or exclusion may not apply to you. This warranty gives you specific legal rights, and you may also have other rights which vary from state or province.

Contact Information


- **Phone:** 1-800-LIGHTBULB (1-800-544-4828)
- **Email:** lightbulb@ledvance.com
- **Website:** www.sylvania.com (US & Canada)
- **Additional Information:** <http://bit.ly/SYLVANIANaturalSeries>

Related Documents - 40668




LED Retrofit Downlight 6" Installation and Operation Manual - LEDVANCE

Comprehensive guide for installing and operating the LEDVANCE 6-inch LED Retrofit Downlight (Model LEDRT561000ST9SC3WH), including safety instructions, troubleshooting, and warranty information.



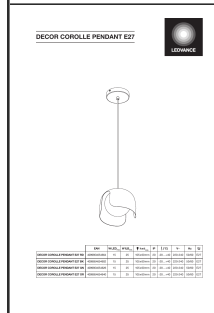
LEDVANCE LED Microdisk 4" Installation and Operation Guide

This guide provides detailed instructions for installing, operating, and troubleshooting the LEDVANCE LED Microdisk 4-inch downlight. It includes safety warnings, electrical connection steps, color temperature adjustment, and warranty information. Model: LEDMD4500ST9SC3WH.




LEDVANCE LED Tube T8 and T5 HF Ballast Compatibility Guide 2025

This guide provides ballast compatibility information for LEDVANCE LED Tube T8 Universal, T8 HF, and T5 HF products, ensuring optimal performance and avoiding potential issues.




LEDVANCE Decor Corolle Pendant E27: Specifications & Installation Guide

Comprehensive guide for the LEDVANCE Decor Corolle Pendant E27, featuring detailed technical specifications, dimensions, and step-by-step installation instructions for safe and proper setup.



SMART+ WiFi Installation Guide

Step-by-step installation guide for the LEDVANCE SMART+ WiFi lighting system, including setup with Google Home and Amazon Alexa, and troubleshooting tips.



[LEDVANCE BIOLUX HCL PL 625 ZB 43W 2700-6500K Product Datasheet](#)

Datasheet for the LEDVANCE BIOLUX HCL PL 625 ZB 43W 2700-6500K, a Zigbee 3.0 certified tunable white luminaire for human-centric lighting.