

GLOBE 50108

GLOBE Electric Wi-Fi Smart Indoor/Outdoor Security Camera

Model: 50108

Brand: GLOBE

INTRODUCTION

This manual provides detailed instructions for the installation, operation, and maintenance of your GLOBE Electric Wi-Fi Smart Indoor/Outdoor Security Camera. This device is designed to enhance home security by providing remote monitoring capabilities, motion detection, and two-way audio communication.

Please read this manual thoroughly before using the product to ensure proper function and safety.

PACKAGE CONTENTS

Verify that all items are present in the package:

- Smart Camera
- Power Adaptor
- Mounting Accessories (wall anchors and screws)
- Quick Start Guide (this manual)

SETUP

1. System Requirements

- Mobile device running iOS 8.0 or higher / Android 4.1 or higher.
- Wi-Fi router with 2.4 GHz network connection for initial setup. The camera can operate on 2.4 GHz or 5 GHz after connection.

2. Download the GLOBE SUITE App

Download the free GLOBE SUITE App from your mobile device's app store. This app is essential for controlling and monitoring your smart camera.



Image: GLOBE brand logo, representing the required app for camera operation.

3. Power On and Connect

1. Plug in the camera using the provided power adaptor.
2. Open the GLOBE SUITE App on your smartphone.
3. Follow the in-app instructions to add a new device and connect your smart security camera to your home Wi-Fi network. Ensure your phone is connected to a 2.4 GHz Wi-Fi network during the initial pairing process.



Image: The GLOBE Electric Wi-Fi Smart Indoor/Outdoor Security Camera shown with its retail packaging. This illustrates the product as it appears out of the box.



Image: A detailed view of the GLOBE Smart Camera, highlighting its compact design and indicating key features such as Wi-Fi connectivity, 1080p FHD resolution, motion detection, night vision, two-way voice communication, and indoor/outdoor use. The text "No hub required" is also visible.

4. Mounting the Camera

The camera can be attached to a wall using the included indoor-rated wall anchors and screws. The pivoting base allows for 355 degrees of adjustment, and the head can pivot 90 degrees, providing a 100-degree field of view.



Image: A smartphone displaying a live feed from the security camera, showing a backyard scene with children playing. This demonstrates the ability to view the camera from anywhere.

OPERATING INSTRUCTIONS

1. Live View and Remote Monitoring

Access the live video feed from your camera anytime, anywhere, through the GLOBE SUITE App. This allows you to monitor your home or property remotely.

2. Two-Way Voice Communication

The camera features a built-in microphone and speaker, enabling two-way audio communication. You can speak to and hear anyone within the camera's range directly through the app.

3. Motion Detection and Notifications

The camera can detect motion up to 26.25 feet (8 meters). When motion is detected, you will receive instant notifications on your smartphone via the GLOBE SUITE App. This feature helps you stay informed about activity around your home.

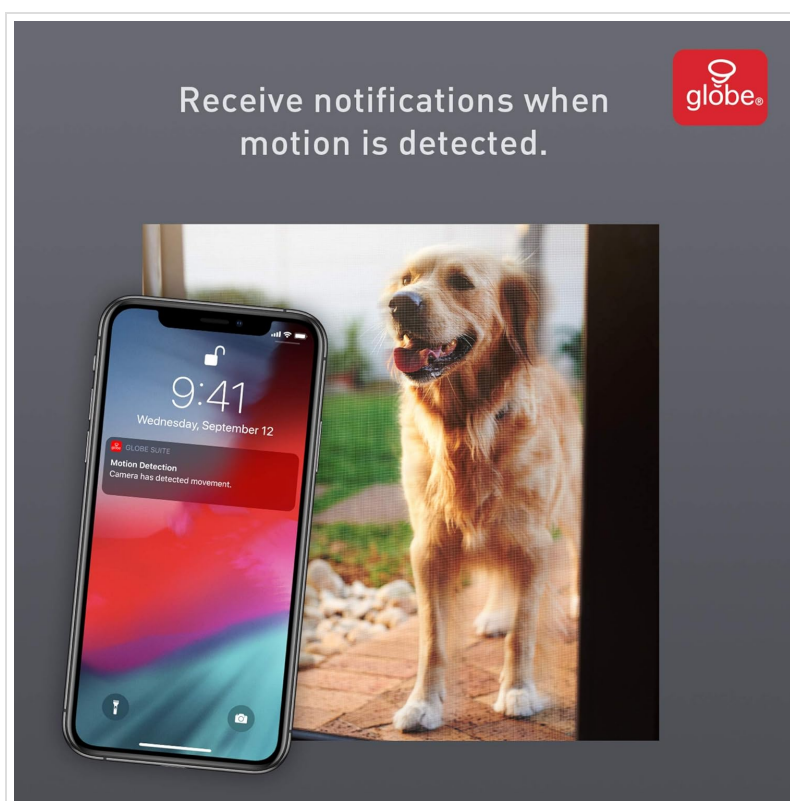


Image: A smartphone displaying a "Motion Detection" notification from the GLOBE SUITE App, with a dog visible in the background. This illustrates how users receive alerts when movement is detected by the camera.

4. Night Vision

The camera is equipped with automatic night vision, allowing for clear monitoring even in low-light or dark conditions. The IR distance is up to 10 meters.




Image: A smartphone displaying a black and white night vision feed from the camera, showing a baby sleeping in a crib. This highlights the camera's night vision capability for monitoring in dark environments.

5. Video Playback and Storage

Insert a microSD card (up to 128GB max size) into the camera to locally store up to 24 days of video footage. You can play back recorded videos and view screenshots at any time through the app. The camera supports both SD and HD image settings.

MAINTENANCE

To ensure optimal performance and longevity of your camera, follow these maintenance guidelines:

- **Cleaning:** Gently wipe the camera lens and body with a soft, dry cloth. Avoid using harsh chemicals or abrasive cleaners.
- **Firmware Updates:** Regularly check the GLOBE SUITE App for available firmware updates to ensure your camera has the latest features and security enhancements.
- **Environmental Conditions:** While designed for indoor/outdoor use, avoid exposing the camera to extreme temperatures or direct water submersion.

TROUBLESHOOTING

If you encounter issues with your GLOBE Electric Smart Camera, refer to the following common solutions:

Problem	Possible Solution
Camera not connecting to Wi-Fi:	Ensure your Wi-Fi router is operating on a 2.4 GHz frequency during initial setup. Verify the Wi-Fi password is correct. Move the camera closer to the router to improve signal strength.

Problem	Possible Solution
No motion detection notifications:	Check the motion detection settings in the GLOBE SUITE App. Ensure notifications are enabled for the camera and for the app in your phone's system settings. Verify the camera's field of view covers the desired area.
Poor video quality:	Check your internet connection speed. Ensure the camera lens is clean. Adjust image settings (SD/HD) in the app if necessary.
Two-way audio not working:	Ensure microphone and speaker permissions are granted to the GLOBE SUITE App on your mobile device. Check the volume settings on both your phone and within the app.

For further assistance, please refer to the support section or contact customer service.

SPECIFICATIONS

Feature	Detail
Model Number	50108
Indoor/Outdoor Usage	Indoor, Outdoor
Video Capture Resolution	1080p
Viewing Angle	100 degrees
Image Sensor	1/4" CMOS
IR Distance (Night Vision)	10M
Motion Detection Range	Up to 26.25 feet (8 meters)
Connectivity Technology	Wi-Fi (2.4 GHz for setup, 2.4 GHz or 5 GHz after connection)
Storage	Supports microSD Card (Max 128GB)
Power Output	DC12V, 1A
Voltage	120 Volts
Dimensions (L x W x H)	3.12 x 3.1 x 5.19 inches
Item Weight	0.73 Pounds (11.7 ounces)
Material	Plastic
International Protection Rating	IP65

WARRANTY AND SUPPORT

Warranty: This product comes with a 2-year manufacturer's limited warranty. Please retain your proof of purchase for warranty claims.


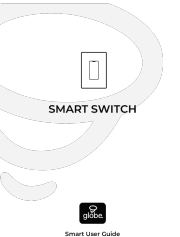



Support: For technical support, troubleshooting assistance, or warranty inquiries, please visit the official GLOBE

Electric website or contact their customer service. Refer to the GLOBE SUITE App for additional resources and FAQs.

You can also visit the [GLOBE Store on Amazon](#) for more information and products.

© 2024 GLOBE Electric. All rights reserved.

Related Documents - 50108

	<p>Globe 50279 Smart Wi-fi Universal Remote Quick Start Guide</p> <p>Quick start guide for the Globe Smart Wi-fi Universal Remote (Model 50279). Learn how to connect your device using the Globe Suite app, set up voice assistants like Google Assistant and Amazon Alexa, and understand dual-band Wi-Fi networks. Features step-by-step instructions and helpful tips.</p>
	<p>Globe Smart Switch User Guide</p> <p>User guide for the Globe Smart Switch, detailing installation, setup via the Globe Suite™ app, features like remote control, scheduling, and voice assistant integration. Learn how to enhance your home with smart lighting control.</p>
	<p>Globe Streamwatch Xtreme Prepaid User Manual and Setup Guide</p> <p>Comprehensive user manual for the Globe Streamwatch Xtreme Prepaid device. Learn how to connect to the internet, stream content on your TV, access apps via Google Play, and find troubleshooting solutions. Includes setup guides and device information.</p>
	<p>Globe Running Boards Assembly Guide for Haul LT Bicycle</p> <p>Step-by-step instructions and safety information for assembling Globe Running Boards onto your Globe Haul LT bicycle, including parts lists, torque specifications, and weight limits.</p>
	<p>Globe SMART FLOOR LAMP User Manual and Setup Guide</p> <p>Comprehensive guide for the Globe SMART FLOOR LAMP, including safety instructions, features, specifications, assembly, and connecting to the Globe Suite app and voice assistants like Google Home and Amazon Alexa.</p>

